



Central Coast Council

Ordinary Council Meeting

**ATTACHMENTS PROVIDED UNDER
SEPARATE COVER**

Tuesday 25 February 2025

Central Coast Council
ATTACHMENTS PROVIDED UNDER SEPARATE COVER to the
Ordinary Council Meeting
To be held in the Central Coast Council Chambers,
2 Hely Street, Wyong
on Tuesday 25 February 2025
Commencing at 6:30 PM

INDEX

REPORTS**2.3 Monthly Investment Report December 2024****Attachment 1:** Summary of Investments as at 31 December 2024 5**Attachment 2:** Summary of Restrictions as at 31 December 2024 8**Attachment 3:** Portfolio Valuation Report as at 31 December 2024..... 9**2.4 Monthly Investment Report January 2025****Attachment 1:** Summary of Investments as at 31 January 2025.....43**Attachment 2:** Summary of Restrictions as at 31 January 2025.....46**Attachment 3:** Portfolio Valuation Report as at 31 January 202547**2.5 December 2024 (Q2) Quarterly Operational Plan and Budget Review****Attachment 1:** 2024-25 Q2 Business Report - Operational Plan
Progress.....81**Attachment 2:** 2024-25 Q2 Budget Review Statement105**Attachment 3:** 2024-25 Q2 updated - Four Year Works Program
2024-25 to 2027-28126**2.6 Central Coast Airport Master Plan for Adoption****Attachment 1:** Attachment 1 – History of Council Resolutions
pertaining to the Airport Master Plan and Warnervale
Airport (Restrictions) Act 1996.....153**Attachment 2:** RFS Letter of Support Central Coast Airport Master
Plan.....156**Attachment 3:** Central Coast Airport Master Plan_February 2025159**Attachment 4:** DRAFT_Business case_Central Coast Airport_February
2025197**2.7 Proposal to establish Committees of Council****Attachment 1:** Draft Terms of Reference Community and Culture
Committee.....248

| | | |
|----------------------|---|-----|
| Attachment 2: | Draft Terms of Reference Economic Development Committee..... | 252 |
| Attachment 3: | Draft Terms of Reference Environment and Planning Committee..... | 256 |
| Attachment 4: | Draft Terms of Reference Governance and Finance Committee..... | 260 |
| Attachment 5: | Draft Terms of Reference Infrastructure and Assets Committee..... | 264 |
| 2.8 | W&S Delivery Plan Biannual Progress Report (Jul-Dec 2024) | |
| Attachment 1: | Water and Sewer Delivery Plan Progress Report July-December 2024_v4..... | 268 |
| 2.9 | Water and Sewer Backflow Prevention Policy | |
| Attachment 1: | Backflow Prevention Policy - 2024 Review..... | 286 |
| 2.10 | Rugby World Cup 2027 - Request for Proposal - Base Training Camp | |
| Attachment 1: | Rugby World Cup 2027 - Request for Proposal - Team Bases..... | 297 |
| Attachment 2: | Rugby World Cup 2027 - Team Base Draft Agreement..... | 330 |
| 2.13 | Submission - Cultural State Environmental Planning Policy: Explanation of Intended Effects exhibition | |
| Attachment 1: | Draft Cultural State Environmental Planning Policy (SEPP) Explanation of Intended Effect (EIE) Submission..... | 371 |
| 2.14 | Voluntary Planning Agreement - Tuggerah Gateway Site | |
| Attachment 1: | Draft VPA - Tuggerah Gateway - Exhibition Version - April 2024..... | 377 |
| 2.15 | Fraud and Corruption Prevention Policy | |
| Attachment 1: | DRAFT - Fraud and Corruption Prevention Policy..... | 402 |
| 2.18 | Consultation on Reforms to Council Meeting Practices | |
| Attachment 1: | DRAFT - Model Meeting Code Amendments - Submission..... | 418 |
| 2.20 | Status Update on Active Council Resolutions | |
| Attachment 1: | Status update on active Council resolutions 13.2.25..... | 424 |
| 2.23 | Fire Safety Inspection Report - 11-29 The Entrance Road, The Entrance | |
| Attachment 1: | Inspection Report - El Lago Resort and Tourist Park 11-29 The Entrance Road The Entrance - Central Coast Council..... | 435 |

2.24 Fire Safety Inspection Report - 6 Pine Tree Lane, Terrigal

Attachment 1: Fire Safety Inspection Report - 6 Pine Tree Lane,
Terrigal 446

| Central Coast Council Summary of Investments as at 31-December-2024 | | | | | | | |
|--|------------------------|-------------------|------------------|---------------|----------------------|-------------------------------|-----------------|
| Financial Institution | Type of Investment | Short Term Rating | Long Term Rating | Maturity Date | Portfolio Balance \$ | As a % of the total Portfolio | Interest Rate % |
| CASH AT CALL: | | | | | | | |
| Macquarie Bank | At Call | A-1 | A | Daily | - | 0.00% | 0.30% |
| Commonwealth Bank of Australia | Business On-line Saver | A-1+ | AA | Daily | 1,659,905 | 0.22% | 4.35% |
| AMP limited | At Call | A-2 | BBB | Daily | 6,454 | 0.00% | 5.20% |
| Total Cash At Call | | | | | 1,666,359 | 0.22% | |
| TERM DEPOSITS, FLOATING RATE NOTES & BONDS: | | | | | | | |
| Macquarie Bank | Bonds | A-1 | A | 12-Feb-2025 | 25,000,000 | 3.30% | 1.70% |
| Auswide Bank | Floating Rate Note | A3 | BBB | 14-Feb-2025 | 5,000,000 | 0.66% | 5.18% |
| Auswide Bank | Floating Rate Note | A3 | BBB | 17-Mar-2025 | 5,000,000 | 0.66% | 5.37% |
| NSW Treasury Corporation | Bonds | A-1+ | AA | 20-Mar-2025 | 2,000,000 | 0.26% | 1.25% |
| QPCU LTD t/a QBANK | Floating Rate Note | A3 | BBB | 19-May-2025 | 5,000,000 | 0.66% | 5.78% |
| Auswide Bank | Floating Rate Note | A3 | BBB | 10-Jun-2025 | 5,000,000 | 0.66% | 5.74% |
| Bank of Queensland | Term Deposit | A-2 | A | 16-Jun-2025 | 10,000,000 | 1.32% | 1.53% |
| MyState Bank | Floating Rate Note | P-2 | BBB | 16-Jun-2025 | 9,500,000 | 1.25% | 5.11% |
| UBS Australia Limited | Bonds | A | A | 30-Jul-2025 | 4,000,000 | 0.53% | 1.20% |
| UBS Australia Limited | Floating Rate Note | A | A | 30-Jul-2025 | 10,000,000 | 1.32% | 5.26% |
| MyState Bank | Floating Rate Note | P-2 | BBB | 13-Oct-2025 | 10,000,000 | 1.32% | 5.72% |
| Credit Union Australia Ltd t/as Great Southern Bank | Floating Rate Note | A2 | BBB | 01-Dec-2025 | 3,500,000 | 0.46% | 6.02% |
| Bendigo and Adelaide Bank | Floating Rate Note | A-2 | A | 02-Dec-2025 | 35,500,000 | 4.69% | 4.96% |
| QPCU LTD t/a QBANK | Floating Rate Note | A3 | BBB | 06-Dec-2025 | 10,000,000 | 1.32% | 6.18% |
| Macquarie Bank | Floating Rate Note | A-1 | A | 09-Dec-2025 | 20,000,000 | 2.64% | 4.92% |
| SunCorp Bank | Floating Rate Note | A | AA | 24-Feb-2026 | 5,000,000 | 0.66% | 4.87% |
| UBS Australia Limited | Floating Rate Note | A | A | 26-Feb-2026 | 18,800,000 | 2.48% | 4.92% |
| Newcastle Permanent Building Society | Floating Rate Note | A-2 | BBB | 04-Mar-2026 | 1,000,000 | 0.13% | 5.05% |
| Credit Union Australia | Floating Rate Note | A2 | BBB | 22-Apr-2026 | 11,000,000 | 1.45% | 5.07% |
| Bank of Queensland | Floating Rate Note | A-2 | A | 06-May-2026 | 5,000,000 | 0.66% | 5.05% |
| Teachers Mutual Bank | Floating Rate Note | A2 | BBB | 16-Jun-2026 | 1,700,000 | 0.22% | 5.14% |
| QPCU LTD t/a QBANK | Floating Rate Note | A3 | BBB | 16-Jun-2026 | 4,500,000 | 0.59% | 6.16% |
| Bendigo and Adelaide Bank | Floating Rate Note | A-2 | A | 18-Jun-2026 | 15,300,000 | 2.02% | 5.12% |
| Bank of Queensland | Term Deposit | A-2 | A | 08-Jul-2026 | 5,000,000 | 0.66% | 5.00% |
| Bank of Queensland | Floating Rate Note | A-2 | A | 22-Jul-2026 | 3,000,000 | 0.40% | 4.97% |
| National Australia Bank | Floating Rate Note | A-1+ | AA | 24-Aug-2026 | 7,000,000 | 0.92% | 4.83% |
| Suncorp Bank | Floating Rate Note | A | AA | 15-Sep-2026 | 12,900,000 | 1.70% | 4.94% |
| Bank of Queensland | Floating Rate Note | A-2 | A | 27-Oct-2026 | 22,000,000 | 2.90% | 5.20% |
| Northern Territory Treasury Corporation | Bonds | A | AA | 15-Dec-2026 | 5,000,000 | 0.66% | 1.40% |
| Commonwealth Bank of Australia | Floating Rate Note | A-1+ | AA | 14-Jan-2027 | 6,500,000 | 0.86% | 5.12% |
| Suncorp Bank | Floating Rate Note | A | AA | 25-Jan-2027 | 13,000,000 | 1.72% | 5.16% |
| Westpac Banking Corporation | Floating Rate Note | A-1+ | AA | 25-Jan-2027 | 16,000,000 | 2.11% | 5.08% |
| Bank Australia Limited | Floating Rate Note | A2 | BBB | 22-Feb-2027 | 9,250,000 | 1.22% | 5.97% |
| Auswide Bank | Floating Rate Note | A3 | BBB | 17-Mar-2027 | 4,500,000 | 0.59% | 5.97% |
| Bank of Queensland | Floating Rate Note | A-2 | A | 09-May-2028 | 5,000,000 | 0.66% | 5.61% |
| NSW Treasury Corporation | Bonds | A-1+ | AA | 15-Nov-2028 | 15,000,000 | 1.98% | 3.00% |
| UBS Australia Limited | Floating Rate Note | A | A | 12-May-2028 | 7,600,000 | 1.00% | 5.97% |
| QPCU LTD t/a QBANK | Floating Rate Note | A3 | BBB | 18-Sep-2026 | 9,500,000 | 1.25% | 6.12% |
| Illawarra Credit Union Ltd | Floating Rate Note | A3 | BBB | 21-Sep-2026 | 9,000,000 | 1.19% | 6.15% |
| Teachers Mutual Bank | Floating Rate Note | A2 | BBB | 28-Oct-2025 | 2,000,000 | 0.26% | 5.90% |
| Credit Union Australia Ltd t/as Great Southern Bank | Floating Rate Note | A2 | BBB | 09-Feb-2027 | 12,500,000 | 1.65% | 6.06% |
| Police Bank Ltd | Floating Rate Note | A2 | BBB | 17-Nov-2026 | 5,000,000 | 0.66% | 5.98% |
| QPCU LTD t/a QBANK | Floating Rate Note | A3 | BBB | 01-Dec-2026 | 10,000,000 | 1.32% | 6.09% |
| Members Banking Group Limited t/as RACQ Bank | Floating Rate Note | A2 | BBB | 24-Feb-2026 | 6,500,000 | 0.86% | 5.92% |
| Auswide Bank | Floating Rate Note | A3 | BBB | 07-Nov-2025 | 9,750,000 | 1.29% | 5.92% |
| Judo Bank | Bonds | A3 | BBB | 26-Sep-2025 | 8,630,000 | 1.14% | 6.40% |
| Newcastle Permanent Building Society | Floating Rate Note | A-2 | BBB | 10-Feb-2027 | 13,100,000 | 1.73% | 5.41% |
| Credit Union Australia Ltd t/as Great Southern Bank | Floating Rate Note | A2 | BBB | 23-Oct-2026 | 2,500,000 | 0.33% | 6.00% |
| BankVic | Term Deposit | A2 | BBB | 19-Nov-2025 | 5,000,000 | 0.66% | 5.25% |
| Police and Nurses bank | Term Deposit | A2 | BBB | 30-May-2025 | 5,000,000 | 0.66% | 5.35% |
| National Australia Bank | Term Deposit | A-1+ | AA | 30-Apr-2025 | 5,000,000 | 0.66% | 5.25% |

| Central Coast Council Summary of Investments as at 31-December-2024 | | | | | | | |
|--|--------------------|-------------------|------------------|---------------|----------------------|-------------------------------|-----------------|
| Financial Institution | Type of Investment | Short Term Rating | Long Term Rating | Maturity Date | Portfolio Balance \$ | As a % of the total Portfolio | Interest Rate % |
| Maitland Mutual Ltd / TA the Mutual Bank | Term Deposit | A2 | BBB | 16-Apr-2025 | 5,000,000 | 0.66% | 5.30% |
| Judo Bank | Term Deposit | A3 | BBB | 05-Mar-2025 | 5,000,000 | 0.66% | 5.25% |
| Judo Bank | Term Deposit | A3 | BBB | 22-Jan-2025 | 5,000,000 | 0.66% | 5.25% |
| Bank Australia Limited | Floating Rate Note | A2 | BBB | 21-Feb-2028 | 10,000,000 | 1.32% | 1.70% |
| National Australia Bank | Term Deposit | A-1+ | AA | 26-Feb-2025 | 5,000,000 | 0.66% | 5.15% |
| Illawarra Credit Union Ltd | Term Deposit | A3 | BBB | 04-Jun-2025 | 5,000,000 | 0.66% | 5.40% |
| MyState Bank | Term Deposit | P-2 | BBB | 29-Jan-2025 | 5,000,000 | 0.66% | 5.25% |
| G&C Mutual Bank Limited | Term Deposit | A2 | BBB | 16-Jul-2025 | 5,000,000 | 0.66% | 5.35% |
| G&C Mutual Bank Limited | Term Deposit | A2 | BBB | 20-Aug-2025 | 5,000,000 | 0.66% | 5.35% |
| G&C Mutual Bank Limited | Term Deposit | A2 | BBB | 17-Sep-2025 | 5,000,000 | 0.66% | 5.35% |
| Police and Nurses bank | Term Deposit | A2 | BBB | 25-Jun-2025 | 5,000,000 | 0.66% | 5.35% |
| Bank of Queensland | Bonds | A-2 | A | 27-Jan-2027 | 5,000,000 | 0.66% | 4.70% |
| Rabo Bank | Term Deposit | P-1 | A | 07-May-2025 | 5,000,000 | 0.66% | 5.32% |
| Rabo Bank | Term Deposit | P-1 | A | 09-Jul-2025 | 5,000,000 | 0.66% | 5.32% |
| Rabo Bank | Term Deposit | P-1 | A | 06-Aug-2025 | 5,000,000 | 0.66% | 5.32% |
| AMP limited | Term Deposit | A-2 | BBB | 08-Jan-2025 | 5,000,000 | 0.66% | 5.15% |
| ING | Term Deposit | A2 | A | 05-Feb-2025 | 10,000,000 | 1.32% | 5.12% |
| ING | Term Deposit | A2 | A | 12-Mar-2025 | 5,000,000 | 0.66% | 5.11% |
| National Australia Bank | Term Deposit | A-1+ | AA | 02-Jul-2025 | 5,000,000 | 0.66% | 5.20% |
| National Australia Bank | Term Deposit | A-1+ | AA | 23-Jul-2025 | 5,000,000 | 0.66% | 5.20% |
| Teachers Mutual Bank | Floating Rate Note | A2 | BBB | 21-Jun-2027 | 10,000,000 | 1.32% | 5.71% |
| AMP limited | Term Deposit | A-2 | BBB | 16-Jan-2025 | 5,000,000 | 0.66% | 5.15% |
| Rabo Bank | Term Deposit | P-1 | A | 15-Jul-2025 | 5,000,000 | 0.66% | 5.15% |
| Rabo Bank | Term Deposit | P-1 | A | 18-Feb-2026 | 5,000,000 | 0.66% | 4.85% |
| Rabo Bank | Term Deposit | P-1 | A | 16-Jun-2025 | 5,000,000 | 0.66% | 5.16% |
| ING | Term Deposit | A2 | A | 10-Sep-2025 | 5,000,000 | 0.66% | 4.95% |
| Beyond Bank | Term Deposit | A2 | BBB | 03-Apr-2025 | 10,000,000 | 1.32% | 4.95% |
| Police and Nurses bank | Term Deposit | A2 | BBB | 26-Mar-2025 | 5,000,000 | 0.66% | 5.06% |
| Westpac Banking Corporation | Term Deposit | A-1+ | AA | 09-Apr-2025 | 5,000,000 | 0.66% | 4.95% |
| Westpac Banking Corporation | Term Deposit | A-1+ | AA | 23-Apr-2025 | 5,000,000 | 0.66% | 4.95% |
| Rabo Bank | Term Deposit | P-1 | A | 14-May-2025 | 5,000,000 | 0.66% | 5.08% |
| ING | Term Deposit | A2 | A | 08-Oct-2025 | 5,000,000 | 0.66% | 5.03% |
| ING | Term Deposit | A2 | A | 22-Oct-2025 | 5,000,000 | 0.66% | 5.03% |
| Beyond Bank | Term Deposit | A2 | BBB | 13-Aug-2025 | 5,000,000 | 0.66% | 5.15% |
| Beyond Bank | Term Deposit | A2 | BBB | 27-Aug-2025 | 5,000,000 | 0.66% | 5.15% |
| ING | Term Deposit | A2 | A | 12-Nov-2025 | 5,000,000 | 0.66% | 5.10% |
| ING | Term Deposit | A2 | A | 26-Nov-2025 | 5,000,000 | 0.66% | 5.10% |
| ING | Term Deposit | A2 | A | 19-Dec-2025 | 5,000,000 | 0.66% | 5.10% |
| ING | Term Deposit | A2 | A | 07-Jan-2026 | 5,000,000 | 0.66% | 5.10% |
| Rabo Bank | Term Deposit | P-1 | A | 28-Jan-2026 | 5,000,000 | 0.66% | 5.10% |
| Rabo Bank | Term Deposit | P-1 | A | 20-May-2026 | 5,000,000 | 0.66% | 5.10% |
| Defence Bank | Term Deposit | A2 | BBB | 03-Sep-2025 | 5,000,000 | 0.66% | 5.09% |
| ING | Term Deposit | A2 | A | 19-Dec-2025 | 5,000,000 | 0.66% | 5.11% |
| ING | Term Deposit | A2 | A | 24-Dec-2025 | 5,000,000 | 0.66% | 5.11% |
| Auswide Bank | Term Deposit | A3 | BBB | 11-Dec-2025 | 5,000,000 | 0.66% | 5.10% |
| Bank of Queensland | Term Deposit | A-2 | A | 19-Jun-2025 | 7,500,000 | 0.99% | 5.15% |
| Bank of Queensland | Term Deposit | A-2 | A | 10-Jul-2025 | 7,500,000 | 0.99% | 5.11% |
| Credit Union Australia Ltd t/as Great Southern Bank | Term Deposit | A2 | BBB | 17-Jul-2025 | 5,000,000 | 0.66% | 5.16% |
| Credit Union Australia Ltd t/as Great Southern Bank | Term Deposit | A2 | BBB | 24-Jul-2025 | 5,000,000 | 0.66% | 5.16% |
| Police Bank Ltd | Floating Rate Note | A2 | BBB | 08-Nov-2027 | 2,000,000 | 0.26% | 5.57% |
| Auswide Bank | Floating Rate Note | A3 | BBB | 22-Mar-2027 | 2,750,000 | 0.36% | 6.05% |
| AMP limited | Floating Rate Note | A-2 | BBB | 13-Sep-2027 | 24,000,000 | 3.17% | 5.73% |
| Total Term Deposit & Bonds: | | | | | 755,780,000 | 99.78% | |
| TOTAL PORTFOLIO | | | | | 757,446,359 | 100.00% | |
| Current | | | | | 421,546,359 | 55.65% | |
| Non-Current | | | | | 335,900,000 | 44.35% | |

| Central Coast Council Summary of Investments as at 31-December-2024 | | | | | | | |
|--|--------------------|-------------------|------------------|---------------|----------------------|-------------------------------|-----------------|
| Financial Institution | Type of Investment | Short Term Rating | Long Term Rating | Maturity Date | Portfolio Balance \$ | As a % of the total Portfolio | Interest Rate % |
| TOTAL PORTFOLIO | | | | | 757,446,359 | 100.00% | |

Green Investments

Central Coast Council
External and Internal Restrictions as at 31 December 2024

| Restrictions | 2024/25 Opening Balance | 2024/25 YTD Transfers to/(from) | Closing Balance as at 31 December 2024 |
|--|-------------------------------|---------------------------------------|--|
| External Restrictions | | | |
| Developer Contributions | 239,950,758 | 879,072 | 240,829,829 |
| Unexpended Grants | 34,656,937 | 1,519,476 | 36,176,413 |
| Stormwater Levy | 547,140 | 0 | 547,140 |
| Caravan Park Surplus | 14,604,824 | (14,604,824) | 0 |
| Cemeteries Surplus | 582,176 | (61,497) | 520,679 |
| Coastal Open Space | 7,143,736 | 157,032 | 7,300,768 |
| Biobanking Agreement 161 | 323,319 | (14,745) | 308,574 |
| Crown Land Business Enterprises | 2,205,938 | (2,205,938) | 0 |
| Crown Land Patonga Camping Ground | 1,215,477 | (1,215,477) | 0 |
| The Entrance Town Centre Special Rate Levy | 0 | 240,534 | 240,534 |
| Toukley Town Centre Special Rate Levy | 0 | 117,242 | 117,242 |
| Wyang Town Centre Special Rate Levy | 0 | 2,559 | 2,559 |
| Tourism Special Rate Levy | 2,767,403 | 945,569 | 3,712,972 |
| Gosford CBD Special Rate Levy | 0 | 366,252 | 366,252 |
| Gosford Parking Station Special Rate Levy | 1,532,965 | (204,925) | 1,328,040 |
| Crown Lands | 0 | 20,038,397 | 20,038,397 |
| Other External Restrictions | 476,481 | 17,412 | 493,893 |
| Domestic Waste Management | 116,121,266 | 8,040,281 | 124,161,547 |
| Water Supply Authority | 116,066,154 | 10,983,130 | 127,049,284 |
| Total External Restrictions | 538,194,573 | 24,999,550 | 563,194,123 |
| Internal Restrictions | | | |
| Self Insurance Claims | 11,574,000 | 0 | 11,574,000 |
| Employee Leave Entitlements | 12,316,718 | 0 | 12,316,718 |
| Tip Rehabilitation | 37,269,050 | 0 | 37,269,050 |
| Land Development | 1,065,195 | (1,065,195) | 0 |
| Davistown Wetland | 1,436,049 | (1,436,049) | 0 |
| Regional Library | 9,236,932 | 0 | 9,236,932 |
| St Huberts Drainage Licence Fee | 771,523 | 0 | 771,523 |
| Waste Management Infrastructure | 32,919,817 | 5,452,320 | 38,372,137 |
| Emergency Services Levy savings | 243,710 | (243,710) | 0 |
| Employment Generating Projects | 2,656,356 | (2,656,356) | 0 |
| Emergency Loans Repayments | 15,800,000 | 8,400,000 | 24,200,000 |
| Strategic Priorities | 7,296,804 | 3,472,504 | 10,769,308 |
| Multi Year Projects | 5,804,329 | (3,601,783) | 2,202,547 |
| Conservation Fund | 0 | 2,129,306 | 2,129,306 |
| Section 355 Advances and Deposits | 264,386 | (264,386) | 0 |
| Total Internal Restrictions | 138,654,869 | 10,186,651 | 148,841,520 |
| Grand Total | 676,849,442 | 35,186,201 | 712,035,643 |



Investment Report Pack

Central Coast Council

1 December 2024 to 31 December 2024



Contents

1. Securities Held By Trading Book Maturing Post 31 December 2024
2. Interest and Distribution Income Received For 1 December 2024 to 31 December 2024
3. Acquisitions, Disposals and Maturities Between 1 December 2024 and 31 December 2024
4. Interest Income Accrued As At 31 December 2024
5. Portfolio Valuation As At 31 December 2024
6. Portfolio Valuation By Categories As At 31 December 2024
7. Performance Statistics For Period Ending 31 December 2024
8. Intentionally left blank
9. Realised Gains (Losses) - Fixed Interest Dealing For 1 December 2024 to 31 December 2024
- 9b. Realised Gains (Losses) - Share Dealing For 1 December 2024 to 31 December 2024
10. Realised Gains (Losses) - Principal Repayments For 1 December 2024 to 31 December 2024
11. Unrealised FI Capital Gains (Losses) As At 31 December 2024
12. Associated Cash Statement for Settlement Period 1 December 2024 to 31 December 2024 inclusive
13. Tax Summary For 1 December 2024 to 31 December 2024



1. Securities Held By Trading Book Maturing Post 31 December 2024

| Latest Deal Code | Latest Deal Settlement Date | Issuer | ISIN | WAL / Interim Maturity Date | Next Coupon Date | Coupon Rate/Latest Yield | Coupon Frequency | Security Type | Security Rating | Face Value Notional | Current Face Value Notional | Market Value |
|-----------------------|-----------------------------|--|--------------|-----------------------------|------------------|--------------------------|------------------|---------------|-----------------|---------------------|-----------------------------|---------------|
| Central Coast Council | | | | | | | | | | | | |
| LC229467 | 1 Dec 2024 | AMP Bank Ltd | | 1 Jan 2025 | | 0.55 | Nil | At Call | S&P BBB | 6,453.81 | 6,453.81 | 6,453.81 |
| LC230650 | 19 Dec 2024 | Commonwealth Bank of Australia Ltd | | 1 Jan 2025 | | 0.00 | Nil | At Call | S&P AA- | 1,659,905.00 | 1,659,905.00 | 1,659,905.00 |
| LC213681 | 1 Aug 2024 | AMP Bank Ltd | | 8 Jan 2025 | 8 Jan 2025 | 5.15 | Maturity | TD | Moody's ST P-2 | 5,000,000.00 | 5,000,000.00 | 5,107,232.90 |
| LC214991 | 15 Aug 2024 | AMP Bank Ltd | | 16 Jan 2025 | 16 Jan 2025 | 5.15 | Maturity | TD | Moody's ST P-2 | 5,000,000.00 | 5,000,000.00 | 5,097,356.15 |
| LX207968 | 30 May 2024 | Judo Bank | | 22 Jan 2025 | 22 Jan 2025 | 5.25 | Maturity | TD | S&P ST A2 | 5,000,000.00 | 5,000,000.00 | 5,154,623.30 |
| LX209078 | 13 Jun 2024 | MyState Bank Ltd | | 29 Jan 2025 | 29 Jan 2025 | 5.25 | Maturity | TD | Moody's ST P-2 | 5,000,000.00 | 5,000,000.00 | 5,144,554.80 |
| LX213682 | 1 Aug 2024 | ING Bank Australia Limited | | 5 Feb 2025 | 5 Feb 2025 | 5.12 | Maturity | TD | S&P ST A1 | 10,000,000.00 | 10,000,000.00 | 10,213,216.40 |
| LC100354 | 14 Jan 2021 | Macquarie Bank Ltd | AU3CB0270387 | 12 Feb 2025 | 12 Feb 2025 | 1.70 | Semi Annual | Fixed | S&P A+ | 25,000,000.00 | 25,000,000.00 | 25,071,500.00 |
| LC133971 | 14 Feb 2022 | Auswide Bank Limited | AU3FN0066320 | 14 Feb 2025 | 14 Feb 2025 | 5.18 | Quarterly | FRN | Moody's Baa2 | 5,000,000.00 | 5,000,000.00 | 5,032,800.00 |
| LX209069 | 13 Jun 2024 | National Australia Bank Ltd | | 26 Feb 2025 | 26 Feb 2025 | 5.15 | Maturity | TD | S&P ST A1+ | 5,000,000.00 | 5,000,000.00 | 5,141,801.35 |
| LX207967 | 30 May 2024 | Judo Bank | | 5 Mar 2025 | 5 Mar 2025 | 5.25 | Maturity | TD | S&P ST A2 | 5,000,000.00 | 5,000,000.00 | 5,154,623.30 |
| LX213685 | 1 Aug 2024 | ING Bank Australia Limited | | 12 Mar 2025 | 12 Mar 2025 | 5.11 | Maturity | TD | S&P ST A1 | 5,000,000.00 | 5,000,000.00 | 5,106,400.00 |
| LC136560 | 17 Mar 2022 | Auswide Bank Limited | AU3FN0067393 | 17 Mar 2025 | 17 Mar 2025 | 5.37 | Quarterly | FRN | Moody's Baa2 | 5,000,000.00 | 5,000,000.00 | 5,011,000.00 |
| LC141827 | 21 Nov 2019 | NSW Treasury Corporation | AU3SG0002025 | 20 Mar 2025 | 20 Mar 2025 | 1.25 | Semi Annual | Fixed | S&P AA+ | 2,000,000.00 | 2,000,000.00 | 1,993,900.00 |
| LX217991 | 11 Sep 2024 | P&N Bank Ltd | | 26 Mar 2025 | 26 Mar 2025 | 5.06 | Maturity | TD | S&P ST A2 | 5,000,000.00 | 5,000,000.00 | 5,076,939.75 |
| LC218029 | 11 Sep 2024 | Beyond Bank Australia Ltd | | 3 Apr 2025 | 3 Apr 2025 | 4.95 | Maturity | TD | S&P ST A2 | 10,000,000.00 | 10,000,000.00 | 10,150,534.20 |
| LX217993 | 11 Sep 2024 | Westpac Banking Corporation Ltd | | 9 Apr 2025 | 9 Apr 2025 | 4.95 | Maturity | TD | S&P ST A1+ | 5,000,000.00 | 5,000,000.00 | 5,075,267.10 |
| LX207966 | 30 May 2024 | Maitland Mutual Ltd t/as The Mutual Bank | | 16 Apr 2025 | 16 Apr 2025 | 5.30 | Maturity | TD | S&P ST A2 | 5,000,000.00 | 5,000,000.00 | 5,156,095.90 |
| LX217995 | 11 Sep 2024 | Westpac Banking Corporation Ltd | | 23 Apr 2025 | 23 Apr 2025 | 4.95 | Maturity | TD | S&P ST A1+ | 5,000,000.00 | 5,000,000.00 | 5,075,267.10 |
| LX207930 | 30 May 2024 | National Australia Bank Ltd | | 30 Apr 2025 | 30 Apr 2025 | 5.25 | Maturity | TD | S&P ST A1+ | 5,000,000.00 | 5,000,000.00 | 5,154,623.30 |
| LC210137 | 26 Jun 2024 | Rabobank Australia Ltd | | 7 May 2025 | 7 May 2025 | 5.32 | Maturity | TD | S&P ST A1 | 5,000,000.00 | 5,000,000.00 | 5,137,008.20 |
| LC220907 | 17 Oct 2024 | Rabobank Australia Ltd | | 14 May 2025 | 14 May 2025 | 5.08 | Maturity | TD | S&P ST A1 | 5,000,000.00 | 5,000,000.00 | 5,052,191.80 |
| LC143209 | 17 May 2022 | QPCU LTD t/a QBANK | AU3FN0069175 | 19 May 2025 | 17 Feb 2025 | 5.78 | Quarterly | FRN | S&P BBB- | 5,000,000.00 | 5,000,000.00 | 5,044,950.00 |
| LX207925 | 30 May 2024 | P&N Bank Ltd | | 30 May 2025 | 30 May 2025 | 5.35 | Maturity | TD | S&P ST A2 | 5,000,000.00 | 5,000,000.00 | 5,157,568.50 |
| LX209073 | 13 Jun 2024 | Illawarra Credit Union Ltd | | 4 Jun 2025 | 4 Jun 2025 | 5.40 | Maturity | TD | S&P ST A2 | 5,000,000.00 | 5,000,000.00 | 5,148,684.95 |
| LC145373 | 10 Jun 2022 | Auswide Bank Limited | AU3FN0069555 | 10 Jun 2025 | 10 Mar 2025 | 5.74 | Quarterly | FRN | Moody's Baa2 | 5,000,000.00 | 5,000,000.00 | 5,024,300.00 |
| LC218001 | 11 Sep 2024 | Rabobank Australia Ltd | | 16 Jun 2025 | 16 Jun 2025 | 5.00 | Maturity | TD | S&P ST A1 | 5,000,000.00 | 5,000,000.00 | 5,076,027.40 |
| LC107738 | 16 Jun 2021 | MyState Bank Ltd | AU3FN0061024 | 16 Jun 2025 | 17 Mar 2025 | 5.11 | Quarterly | FRN | Moody's Baa2 | 9,500,000.00 | 9,500,000.00 | 9,514,345.00 |
| LC96637 | 16 Jun 2020 | Bank of Queensland Ltd | | 16 Jun 2025 | 16 Jun 2025 | 1.53 | Annual | TD | Moody's A3 | 10,000,000.00 | 10,000,000.00 | 10,082,997.30 |
| LX229254 | 12 Dec 2024 | Bank of Queensland Ltd | | 19 Jun 2025 | 19 Jun 2025 | 5.15 | Maturity | TD | S&P ST A2 | 7,500,000.00 | 7,500,000.00 | 7,520,106.15 |



Investment Report Pack
Central Coast Council
1 December 2024 to 31 December 2024

| Latest Deal Code | Latest Deal Settlement Date | Issuer | ISIN | WAL / Interim Maturity Date | Next Coupon Date | Coupon Rate / Latest Yield | Coupon Frequency | Security Type | Security Rating | Face Value Notional | Current Face Value Notional | Market Value |
|------------------|-----------------------------|---|--------------|-----------------------------|------------------|----------------------------|------------------|---------------|-----------------|---------------------|-----------------------------|---------------|
| LC209232 | 14 Jun 2024 | P&N Bank Ltd | | 25 Jun 2025 | 14 Jun 2025 | 5.35 | Semi Annual | TD | S&P BBB | 5,000,000.00 | 5,000,000.00 | 5,146,575.35 |
| LX213689 | 1 Aug 2024 | National Australia Bank Ltd | | 2 Jul 2025 | 2 Jul 2025 | 5.20 | Maturity | TD | S&P ST A1+ | 5,000,000.00 | 5,000,000.00 | 5,108,273.95 |
| LC210140 | 26 Jun 2024 | Rabobank Australia Ltd | | 9 Jul 2025 | 9 Jul 2025 | 5.32 | Maturity | TD | S&P A+ | 5,000,000.00 | 5,000,000.00 | 5,137,008.20 |
| LX229255 | 12 Dec 2024 | Bank of Queensland Ltd | | 10 Jul 2025 | 10 Jul 2025 | 5.11 | Maturity | TD | S&P ST A2 | 7,500,000.00 | 7,500,000.00 | 7,519,950.00 |
| LC217987 | 11 Sep 2024 | Rabobank Australia Ltd | | 15 Jul 2025 | 15 Jul 2025 | 5.00 | Maturity | TD | S&P ST A1 | 5,000,000.00 | 5,000,000.00 | 5,076,027.40 |
| LX209090 | 13 Jun 2024 | G&C Mutual Bank Limited | | 16 Jul 2025 | 16 Jul 2025 | 5.35 | Maturity | TD | S&P BBB+ | 5,000,000.00 | 5,000,000.00 | 5,147,308.20 |
| LX229258 | 12 Dec 2024 | Credit Union Australia Ltd t/as Great Southern Bank | | 17 Jul 2025 | 17 Jul 2025 | 5.16 | Maturity | TD | S&P ST A2 | 5,000,000.00 | 5,000,000.00 | 5,013,430.15 |
| LX213692 | 1 Aug 2024 | National Australia Bank Ltd | | 23 Jul 2025 | 23 Jul 2025 | 5.20 | Maturity | TD | S&P ST A1+ | 5,000,000.00 | 5,000,000.00 | 5,108,273.95 |
| LX229259 | 12 Dec 2024 | Credit Union Australia Ltd t/as Great Southern Bank | | 24 Jul 2025 | 24 Jul 2025 | 5.16 | Maturity | TD | S&P ST A2 | 5,000,000.00 | 5,000,000.00 | 5,013,430.15 |
| LC100329 | 14 Jan 2021 | UBS Australia Ltd | AU3CB0273407 | 30 Jul 2025 | 30 Jan 2025 | 1.20 | Semi Annual | Fixed | Moody's Aa3 | 4,000,000.00 | 4,000,000.00 | 3,941,880.00 |
| LC104737 | 7 Apr 2021 | UBS Australia Ltd | AU3FN0055307 | 30 Jul 2025 | 30 Jan 2025 | 5.26 | Quarterly | FRN | S&P A+ | 10,000,000.00 | 10,000,000.00 | 10,116,500.00 |
| LC210145 | 26 Jun 2024 | Rabobank Australia Ltd | | 6 Aug 2025 | 6 Aug 2025 | 5.32 | Maturity | TD | S&P A+ | 5,000,000.00 | 5,000,000.00 | 5,137,008.20 |
| LC223234 | 7 Nov 2024 | Beyond Bank Australia Ltd | | 13 Aug 2025 | 13 Aug 2025 | 5.15 | Maturity | TD | S&P ST A2 | 5,000,000.00 | 5,000,000.00 | 5,038,095.90 |
| LX209091 | 13 Jun 2024 | G&C Mutual Bank Limited | | 20 Aug 2025 | 20 Aug 2025 | 5.35 | Maturity | TD | S&P BBB+ | 5,000,000.00 | 5,000,000.00 | 5,147,308.20 |
| LC223235 | 7 Nov 2024 | Beyond Bank Australia Ltd | | 27 Aug 2025 | 27 Aug 2025 | 5.15 | Maturity | TD | S&P ST A2 | 5,000,000.00 | 5,000,000.00 | 5,038,095.90 |
| LX225649 | 28 Nov 2024 | Defence Bank Ltd | | 3 Sep 2025 | 3 Sep 2025 | 5.09 | Maturity | TD | S&P ST A2 | 5,000,000.00 | 5,000,000.00 | 5,023,009.60 |
| LC218018 | 11 Sep 2024 | ING Bank Australia Limited | | 10 Sep 2025 | 10 Sep 2025 | 4.95 | Maturity | TD | S&P ST A1 | 5,000,000.00 | 5,000,000.00 | 5,075,267.10 |
| LX209092 | 13 Jun 2024 | G&C Mutual Bank Limited | | 17 Sep 2025 | 17 Sep 2025 | 5.35 | Maturity | TD | S&P BBB+ | 5,000,000.00 | 5,000,000.00 | 5,147,308.20 |
| LC190925 | 19 Jan 2024 | Judo Bank | AU3CB0292480 | 26 Sep 2025 | 26 Mar 2025 | 6.40 | Semi Annual | Fixed | S&P BBB | 8,630,000.00 | 8,630,000.00 | 8,776,019.60 |
| LX220905 | 17 Oct 2024 | ING Bank Australia Limited | | 8 Oct 2025 | 8 Oct 2025 | 5.03 | Maturity | TD | S&P ST A1 | 5,000,000.00 | 5,000,000.00 | 5,051,678.10 |
| LC155063 | 13 Oct 2022 | MyState Bank Ltd | AU3FN0072369 | 13 Oct 2025 | 13 Jan 2025 | 5.72 | Quarterly | FRN | Moody's Baa2 | 10,000,000.00 | 10,000,000.00 | 10,156,200.00 |
| LX220906 | 17 Oct 2024 | ING Bank Australia Limited | | 22 Oct 2025 | 22 Oct 2025 | 5.03 | Maturity | TD | S&P A | 5,000,000.00 | 5,000,000.00 | 5,051,678.10 |
| LC181158 | 29 Sep 2023 | Teachers Mutual Bank Ltd | AU3FN0072740 | 28 Oct 2025 | 28 Jan 2025 | 5.90 | Quarterly | FRN | Moody's Baa1 | 2,000,000.00 | 2,000,000.00 | 2,033,600.00 |
| LC188385 | 11 Dec 2023 | Auswide Bank Limited | AU3FN0073037 | 7 Nov 2025 | 7 Feb 2025 | 5.92 | Quarterly | FRN | Moody's Baa2 | 9,750,000.00 | 9,750,000.00 | 9,866,805.00 |
| LC223313 | 7 Nov 2024 | ING Bank Australia Limited | | 12 Nov 2025 | 7 Nov 2025 | 5.10 | Semi Annual | TD | S&P A | 5,000,000.00 | 5,000,000.00 | 5,037,726.05 |
| LC208078 | 30 May 2024 | BankVic | | 19 Nov 2025 | 19 Nov 2025 | 5.25 | Maturity | TD | S&P BBB | 5,000,000.00 | 5,000,000.00 | 5,154,623.30 |
| LC223315 | 7 Nov 2024 | ING Bank Australia Limited | | 26 Nov 2025 | 7 Nov 2025 | 5.10 | Semi Annual | TD | S&P A | 5,000,000.00 | 5,000,000.00 | 5,037,726.05 |
| LC157929 | 1 Dec 2022 | Credit Union Australia Ltd t/as Great Southern Bank | AU3FN0073961 | 1 Dec 2025 | 3 Mar 2025 | 6.02 | Quarterly | FRN | Moody's Baa1 | 3,500,000.00 | 3,500,000.00 | 3,544,135.00 |
| LC112609 | 20 Sep 2021 | Bendigo & Adelaide Bank Ltd | AU3FN0057634 | 2 Dec 2025 | 3 Mar 2025 | 4.96 | Quarterly | FRN | S&P A- | 35,500,000.00 | 35,500,000.00 | 35,648,390.00 |
| LC157906 | 6 Dec 2022 | QPCU LTD t/a QBANK | AU3FN0073979 | 6 Dec 2025 | 6 Mar 2025 | 6.18 | Quarterly | FRN | S&P BBB- | 10,000,000.00 | 10,000,000.00 | 10,125,600.00 |
| LX105597 | 19 Apr 2021 | Macquarie Bank Ltd | AU3FN0057709 | 9 Dec 2025 | 10 Mar 2025 | 4.92 | Quarterly | FRN | S&P A+ | 20,000,000.00 | 20,000,000.00 | 20,064,200.00 |
| LX229252 | 12 Dec 2024 | Auswide Bank Limited | | 11 Dec 2025 | 11 Dec 2025 | 5.10 | Maturity | TD | Moody's ST P-2 | 5,000,000.00 | 5,000,000.00 | 5,013,273.95 |



Investment Report Pack
 Central Coast Council
 1 December 2024 to 31 December 2024

| Latest Deal Code | Latest Deal Settlement Date | Issuer | ISIN | WAL / Interim Maturity Date | Next Coupon Date | Coupon Rate | Latest Yield | Coupon Frequency | Security Type | Security Rating | Face Value Notional | Current Face Value Notional | Market Value |
|------------------|-----------------------------|---|--------------|-----------------------------|------------------|-------------|--------------|------------------|---------------|-----------------|---------------------|-----------------------------|---------------|
| LX225654 | 28 Nov 2024 | ING Bank Australia Limited | | 19 Dec 2025 | 19 Dec 2025 | 5.11 | | Maturity | TD | S&P A | 5,000,000.00 | 5,000,000.00 | 5,023,100.00 |
| LC223316 | 7 Nov 2024 | ING Bank Australia Limited | | 19 Dec 2025 | 7 Nov 2025 | 5.10 | | Semi Annual | TD | S&P A | 5,000,000.00 | 5,000,000.00 | 5,037,726.05 |
| LX225655 | 28 Nov 2024 | ING Bank Australia Limited | | 24 Dec 2025 | 24 Dec 2025 | 5.11 | | Maturity | TD | S&P A | 5,000,000.00 | 5,000,000.00 | 5,023,100.00 |
| LC223317 | 7 Nov 2024 | ING Bank Australia Limited | | 7 Jan 2026 | 7 Nov 2025 | 5.10 | | Semi Annual | TD | S&P A | 5,000,000.00 | 5,000,000.00 | 5,037,726.05 |
| LC225657 | 28 Nov 2024 | Rabobank Australia Ltd | | 28 Jan 2026 | 28 Jan 2026 | 5.10 | | Maturity | TD | S&P A+ | 5,000,000.00 | 5,000,000.00 | 5,023,054.80 |
| LC217990 | 11 Sep 2024 | Rabobank Australia Ltd | | 18 Feb 2026 | 11 Sep 2025 | 4.85 | | Annual | TD | S&P A+ | 5,000,000.00 | 5,000,000.00 | 5,073,746.60 |
| LC188379 | 11 Dec 2023 | Members Banking Group Limited t/as RACQ Bank | AU3FN0075453 | 24 Feb 2026 | 24 Feb 2025 | 5.92 | | Quarterly | FRN | Moody's Baa1 | 6,500,000.00 | 6,500,000.00 | 6,575,920.00 |
| LC112608 | 20 Sep 2021 | Suncorp Bank (Norfin Ltd) - Subsidiary of ANZ | AU3FN0058343 | 24 Feb 2026 | 24 Feb 2025 | 4.87 | | Quarterly | FRN | S&P AA- | 5,000,000.00 | 5,000,000.00 | 5,022,850.00 |
| LC103543 | 11 Mar 2021 | UBS Australia Ltd | AU3FN0058608 | 26 Feb 2026 | 26 Feb 2025 | 4.92 | | Quarterly | FRN | Moody's Aa3 | 18,800,000.00 | 18,800,000.00 | 18,882,908.00 |
| LC103141 | 4 Mar 2021 | Newcastle Greater Mutual Group Ltd | AU3FN0068699 | 4 Mar 2026 | 4 Mar 2025 | 5.05 | | Quarterly | FRN | S&P BBB+ | 1,000,000.00 | 1,000,000.00 | 1,002,040.00 |
| LC164300 | 17 Mar 2023 | Auswide Bank Limited | AU3FN0076352 | 17 Mar 2026 | 17 Mar 2025 | 5.97 | | Quarterly | FRN | Moody's Baa2 | 4,500,000.00 | 4,500,000.00 | 4,527,810.00 |
| LC105450 | 22 Apr 2021 | Credit Union Australia Ltd t/as Great Southern Bank | AU3FN0059721 | 22 Apr 2026 | 22 Jan 2025 | 5.07 | | Quarterly | FRN | Moody's Baa1 | 11,000,000.00 | 11,000,000.00 | 11,093,060.00 |
| LC109088 | 9 Jul 2021 | Bank of Queensland Ltd | AU3FN0060406 | 6 May 2026 | 6 Feb 2025 | 5.05 | | Quarterly | FRN | S&P A- | 5,000,000.00 | 5,000,000.00 | 5,034,400.00 |
| LC225658 | 28 Nov 2024 | Rabobank Australia Ltd | | 20 May 2026 | 20 May 2026 | 5.10 | | Maturity | TD | S&P A+ | 5,000,000.00 | 5,000,000.00 | 5,023,054.80 |
| LC169762 | 16 Jun 2023 | QPCU LTD t/a QBANK | AU3FN0078895 | 16 Jun 2026 | 17 Mar 2025 | 6.16 | | Quarterly | FRN | S&P BBB- | 4,500,000.00 | 4,500,000.00 | 4,563,450.00 |
| LC137828 | 1 Apr 2022 | Teachers Mutual Bank Ltd | AU3FN0061016 | 16 Jun 2026 | 17 Mar 2025 | 5.14 | | Quarterly | FRN | Moody's Baa1 | 1,700,000.00 | 1,700,000.00 | 1,699,966.00 |
| LC109586 | 23 Jul 2021 | Bendigo & Adelaide Bank Ltd | AU3FN0061081 | 18 Jun 2026 | 18 Mar 2025 | 5.12 | | Quarterly | FRN | S&P A- | 15,300,000.00 | 15,300,000.00 | 15,340,545.00 |
| LX109029 | 8 Jul 2021 | Bank of Queensland Ltd | | 8 Jul 2026 | 8 Jan 2025 | 5.00 | | Quarterly | FRD | Moody's A3 | 5,000,000.00 | 5,000,000.00 | 5,057,590.65 |
| LX109587 | 22 Jul 2021 | Bank of Queensland Ltd | | 22 Jul 2026 | 22 Jan 2025 | 4.97 | | Quarterly | FRD | Moody's A3 | 3,000,000.00 | 3,000,000.00 | 3,028,571.52 |
| LC112610 | 20 Sep 2021 | National Australia Bank Ltd | AU3FN0062659 | 24 Aug 2026 | 24 Feb 2025 | 4.83 | | Quarterly | FRN | S&P AA- | 7,000,000.00 | 7,000,000.00 | 7,022,470.00 |
| LC113804 | 15 Oct 2021 | Suncorp Bank (Norfin Ltd) - Subsidiary of ANZ | AU3FN0062964 | 15 Sep 2026 | 17 Mar 2025 | 4.94 | | Quarterly | FRN | S&P AA- | 12,900,000.00 | 12,900,000.00 | 12,906,837.00 |
| LC180295 | 18 Sep 2023 | QPCU LTD t/a QBANK | AU3FN0081295 | 18 Sep 2026 | 18 Mar 2025 | 6.12 | | Quarterly | FRN | S&P BBB- | 9,500,000.00 | 9,500,000.00 | 9,638,035.00 |
| LC180163 | 20 Sep 2023 | Illawarra Credit Union Ltd | AU3FN0081287 | 21 Sep 2026 | 21 Mar 2025 | 6.15 | | Quarterly | FRN | S&P BBB- | 9,000,000.00 | 9,000,000.00 | 9,012,870.00 |
| LC190930 | 23 Jan 2024 | Credit Union Australia Ltd t/as Great Southern Bank | AU3FN0084299 | 23 Oct 2026 | 23 Jan 2025 | 6.00 | | Quarterly | FRN | Moody's Baa1 | 2,500,000.00 | 2,500,000.00 | 2,559,875.00 |
| LC116445 | 17 Dec 2021 | Bank of Queensland Ltd | AU3FN0063764 | 27 Oct 2026 | 28 Jan 2025 | 5.20 | | Quarterly | FRN | S&P A- | 22,000,000.00 | 22,000,000.00 | 22,212,300.00 |
| LX185851 | 17 Nov 2023 | Police Bank Ltd | AU3FN0083028 | 17 Nov 2026 | 17 Feb 2025 | 5.98 | | Quarterly | FRN | S&P BBB+ | 5,000,000.00 | 5,000,000.00 | 5,074,700.00 |
| LC187340 | 1 Dec 2023 | QPCU LTD t/a QBANK | AU3FN0083549 | 1 Dec 2026 | 3 Mar 2025 | 6.09 | | Quarterly | FRN | S&P BBB- | 10,000,000.00 | 10,000,000.00 | 10,178,200.00 |
| LC111486 | 26 Aug 2021 | Northern Territory Treasury Corporation | | 15 Dec 2026 | 15 Jun 2025 | 1.40 | | Semi Annual | Fixed | Moody's Aa3 | 5,000,000.00 | 5,000,000.00 | 5,003,050.00 |
| LC116992 | 14 Jan 2022 | Commonwealth Bank of Australia Ltd | AU3FN0065579 | 14 Jan 2027 | 14 Jan 2025 | 5.12 | | Quarterly | FRN | S&P AA- | 6,500,000.00 | 6,500,000.00 | 6,587,490.00 |
| LC117174 | 25 Jan 2022 | Westpac Banking Corporation Ltd | AU3FN0065702 | 25 Jan 2027 | 28 Jan 2025 | 5.08 | | Quarterly | FRN | S&P AA- | 16,000,000.00 | 16,000,000.00 | 16,187,360.00 |
| LC117127 | 25 Jan 2022 | Suncorp Bank (Norfin Ltd) - Subsidiary of ANZ | AU3FN0065694 | 25 Jan 2027 | 28 Jan 2025 | 5.16 | | Quarterly | FRN | S&P AA- | 13,000,000.00 | 13,000,000.00 | 13,161,850.00 |



Investment Report Pack
Central Coast Council
1 December 2024 to 31 December 2024

| Latest Deal Code | Latest Deal Settlement Date | Issuer | ISIN | WAL / Interim Maturity Date | Next Coupon Date | Coupon Rate/Latest Yield | Coupon Frequency | Security Type | Security Rating | Face Value Notional | Current Face Value Notional | Market Value |
|------------------|-----------------------------|---|--------------|-----------------------------|------------------|--------------------------|------------------|---------------|-----------------|-----------------------|-----------------------------|-----------------------|
| LC209063 | 17 Jun 2024 | Bank of Queensland Ltd | AU3CB0296168 | 27 Jan 2027 | 27 Jan 2025 | 4.70 | Semi Annual | Fixed | S&P A- | 5,000,000.00 | 5,000,000.00 | 5,096,750.00 |
| LC181165 | 29 Sep 2023 | Credit Union Australia Ltd t/as Great Southern Bank | AU3FN0074787 | 9 Feb 2027 | 10 Feb 2025 | 6.06 | Quarterly | FRN | Moody's Baa1 | 12,500,000.00 | 12,500,000.00 | 12,786,500.00 |
| LX190938 | 19 Jan 2024 | Newcastle Greater Mutual Group Ltd | AU3FN0066221 | 10 Feb 2027 | 10 Feb 2025 | 5.41 | Quarterly | FRN | S&P BBB+ | 13,100,000.00 | 13,100,000.00 | 13,200,739.00 |
| LC169102 | 2 Jun 2023 | Bank Australia Limited | AU3FN0075461 | 22 Feb 2027 | 24 Feb 2025 | 5.97 | Quarterly | FRN | S&P BBB+ | 9,250,000.00 | 9,250,000.00 | 9,405,585.00 |
| LC229251 | 16 Dec 2024 | Auswide Bank Limited | AU3FN0086104 | 22 Mar 2027 | 24 Mar 2025 | 6.05 | Quarterly | FRN | Moody's Baa2 | 2,750,000.00 | 2,750,000.00 | 2,770,542.50 |
| LC213714 | 6 Aug 2024 | Teachers Mutual Bank Ltd | AU3FN0089132 | 21 Jun 2027 | 21 Mar 2025 | 5.75 | Quarterly | FRN | Moody's Baa1 | 10,000,000.00 | 10,000,000.00 | 10,087,500.00 |
| LC229257 | 16 Dec 2024 | AMP Bank Ltd | AU3FN0091674 | 13 Sep 2027 | 13 Mar 2025 | 5.73 | Quarterly | FRN | S&P BBB+ | 24,000,000.00 | 24,000,000.00 | 24,142,320.00 |
| LC229250 | 16 Dec 2024 | Police Bank Ltd | AU3FN0093423 | 8 Nov 2027 | 10 Feb 2025 | 5.57 | Quarterly | FRN | S&P BBB+ | 2,000,000.00 | 2,000,000.00 | 2,013,060.00 |
| LC207926 | 3 Jun 2024 | Bank Australia Limited | AU3FN0085031 | 21 Feb 2028 | 21 Feb 2025 | 6.12 | Quarterly | FRN | S&P BBB+ | 10,000,000.00 | 10,000,000.00 | 10,211,000.00 |
| LC167397 | 9 May 2023 | Bank of Queensland Ltd | AU3FN0077798 | 9 May 2028 | 10 Feb 2025 | 5.61 | Quarterly | COVERED FLO | S&P AAA | 5,000,000.00 | 5,000,000.00 | 5,097,400.00 |
| LC179277 | 6 Sep 2023 | UBS Australia Ltd | AU3FN0077970 | 12 May 2028 | 12 Feb 2025 | 5.97 | Quarterly | FRN | S&P A+ | 7,600,000.00 | 7,600,000.00 | 7,835,372.00 |
| LC142120 | 15 Nov 2018 | NSW Treasury Corporation | AU3SG0001878 | 15 Nov 2028 | 15 May 2025 | 3.00 | Semi Annual | Fixed | Moody's Aaa | 15,000,000.00 | 15,000,000.00 | 14,458,800.00 |
| | | | | | | | | | | 757,446,358.81 | 757,446,358.81 | 765,559,904.23 |
| Total | | | | | | | | | | 757,446,358.81 | 757,446,358.81 | 765,559,904.23 |

Coupon Rate is the full coupon rate at the next coupon date if that next coupon exists.



2. Interest and Distribution Income Received For 1 December 2024 to 31 December 2024

| Security ISIN | Security | Issuer | Income Expense Code | Settlement Date | Face Value (Basis of Interest Calculation) | Consideration Notional | Income Type | Trading Book |
|---------------|--|---|---------------------|-----------------|--|------------------------|--------------------------|-----------------------|
| | AMP At Call | AMP Bank Ltd | IEI398880 | 1 Dec 2024 | | 27.47 | Bank Interest | Central Coast Council |
| | CBA At Call | Commonwealth Bank of Australia Ltd | IEI397038 | 1 Dec 2024 | | 109,229.13 | Bank Interest | Central Coast Council |
| AU3FN0057634 | BENAU 0.52 02 Dec 2025 FRN | Bendigo & Adelaide Bank Ltd | IEI396885 | 2 Dec 2024 | 35,500,000.00 | 435,152.78 | Security Coupon Interest | Central Coast Council |
| AU3FN0073961 | CUA 1.58 01 Dec 2025 FRN | Credit Union Australia Ltd t/as Great Southern Bank | IEI396886 | 2 Dec 2024 | 3,500,000.00 | 52,151.98 | Security Coupon Interest | Central Coast Council |
| AU3FN0083549 | Qld Police 1.65 01 Dec 2026 FRN | QPCU LTD t/a QBANK | IEI396887 | 2 Dec 2024 | 10,000,000.00 | 150,750.85 | Security Coupon Interest | Central Coast Council |
| | BOQ 5.2 04 Dec 2024 174DAY TD | Bank of Queensland Ltd | IEI364018 | 4 Dec 2024 | 5,000,000.00 | 123,945.21 | Security Coupon Interest | Central Coast Council |
| AU3FN0058699 | NPBS 0.63 04 Mar 2026 FRN | Newcastle Greater Mutual Group Ltd | IEI397093 | 4 Dec 2024 | 1,000,000.00 | 12,563.98 | Security Coupon Interest | Central Coast Council |
| AU3FN0073979 | Qld Police 1.75 06 Dec 2025 FRN | QPCU LTD t/a QBANK | IEI397160 | 6 Dec 2024 | 10,000,000.00 | 153,396.08 | Security Coupon Interest | Central Coast Council |
| AU3FN0057709 | MACQ 0.48 09 Dec 2025 FRN | Macquarie Bank Ltd | IEI397752 | 9 Dec 2024 | 20,000,000.00 | 243,595.78 | Security Coupon Interest | Central Coast Council |
| AU3FN0069555 | Auswide 1.3 10 Jun 2025 FRN | Auswide Bank Limited | IEI398168 | 10 Dec 2024 | 5,000,000.00 | 71,316.58 | Security Coupon Interest | Central Coast Council |
| | Westpac 4.86 11 Dec 2024 118DAY TD | Westpac Banking Corporation Ltd | IEI375634 | 11 Dec 2024 | 5,000,000.00 | 78,558.90 | Security Coupon Interest | Central Coast Council |
| AU3FN0091674 | AMP 1.27 13 Sep 2027 FRN | AMP Bank Ltd | IEI398581 | 13 Dec 2024 | 15,000,000.00 | 212,958.70 | Security Coupon Interest | Central Coast Council |
| | NTTC 1.4 15 Dec 2026 - Issued 26 August 2021 - CCC Fixed | Northern Territory Treasury Corporation | IEI399750 | 15 Dec 2024 | 5,000,000.00 | 35,095.89 | Security Coupon Interest | Central Coast Council |
| AU3FN0061024 | MYS 0.65 16 Jun 2025 FRN | MyState Bank Ltd | IEI399748 | 16 Dec 2024 | 9,500,000.00 | 119,990.23 | Security Coupon Interest | Central Coast Council |
| AU3FN0078895 | Qld Police 1.7 16 Jun 2026 FRN | QPCU LTD t/a QBANK | IEI399752 | 16 Dec 2024 | 4,500,000.00 | 68,617.62 | Security Coupon Interest | Central Coast Council |
| AU3FN0062964 | SunBank 0.48 15 Sep 2026 FRN | Suncorp Bank (Norfina Ltd) - Subsidiary of ANZ | IEI399751 | 16 Dec 2024 | 12,900,000.00 | 157,466.62 | Security Coupon Interest | Central Coast Council |
| AU3FN0061016 | TMB 0.68 16 Jun 2026 FRN | Teachers Mutual Bank Ltd | IEI399749 | 16 Dec 2024 | 1,700,000.00 | 21,599.09 | Security Coupon Interest | Central Coast Council |
| AU3FN0067393 | Auswide 0.9 17 Mar 2025 FRN | Auswide Bank Limited | IEI400720 | 17 Dec 2024 | 5,000,000.00 | 66,289.14 | Security Coupon Interest | Central Coast Council |
| AU3FN0076352 | Auswide 1.5 17 Mar 2026 FRN | Auswide Bank Limited | IEI400721 | 17 Dec 2024 | 4,500,000.00 | 66,391.73 | Security Coupon Interest | Central Coast Council |
| AU3FN0061081 | BENAU 0.65 18 Jun 2026 FRN | Bendigo & Adelaide Bank Ltd | IEI401046 | 18 Dec 2024 | 15,300,000.00 | 193,514.44 | Security Coupon Interest | Central Coast Council |
| AU3FN0081295 | Qld Police 1.65 18 Sep 2026 FRN | QPCU LTD t/a QBANK | IEI401047 | 18 Dec 2024 | 9,500,000.00 | 143,840.96 | Security Coupon Interest | Central Coast Council |
| | Westpac 4.86 18 Dec 2024 125DAY TD | Westpac Banking Corporation Ltd | IEI375635 | 18 Dec 2024 | 5,000,000.00 | 83,219.18 | Security Coupon Interest | Central Coast Council |
| AU3FN0081287 | CACU 1.7 21 Sep 2026 FRN | Illawarra Credit Union Ltd | IEI401494 | 23 Dec 2024 | 9,000,000.00 | 137,508.98 | Security Coupon Interest | Central Coast Council |
| AU3FN0089132 | TMB 1.3 21 Jun 2027 FRN | Teachers Mutual Bank Ltd | IEI401495 | 23 Dec 2024 | 10,000,000.00 | 142,815.15 | Security Coupon Interest | Central Coast Council |
| | B&E 5.24 24 Dec 2024 194DAY TD | Bank of us t/as B&E Ltd | IEI364017 | 24 Dec 2024 | 5,000,000.00 | 139,254.79 | Security Coupon Interest | Central Coast Council |
| | P&NB 5.25 30 Dec 2024 214DAY TD | P&N Bank Ltd | IEI362105 | 30 Dec 2024 | 5,000,000.00 | 153,904.11 | Security Coupon Interest | Central Coast Council |
| | | | | | | 3,173,155.37 | | |



Investment Report Pack
 Central Coast Council
 1 December 2024 to 31 December 2024

3. Acquisitions, Disposals and Maturities Between 1 December 2024 and 31 December 2024

| Security | Issuer | Security ISIN | Deal Code | Acquisition/ Disposal | Transaction Date | Settlement Date | Face Value Original | Face Value Current | Bond Factor | Capital Price | Accrued Interest Price | Gross Price | Consideration Notional |
|------------------------------------|---|---------------|-----------|-----------------------|------------------|-----------------|---------------------|--------------------|-------------|---------------|------------------------|-------------|------------------------|
| CBA At Call | Commonwealth Bank of Australia Ltd | | LC226341 | Acquisition | 1 Dec 2024 | 1 Dec 2024 | 109,229.13 | 109,229.13 | 1.00000000 | 100.000 | 0.000 | 100.000 | 109,229.13 |
| AMP At Call | AMP Bank Ltd | | LC229467 | Acquisition | 1 Dec 2024 | 1 Dec 2024 | 27.47 | 27.47 | 1.00000000 | 100.000 | 0.000 | 100.000 | 27.47 |
| AMP 1.27 13 Sep 2027 FRN | AMP Bank Ltd | AU3FN0091674 | LC225667 | Acquisition | 28 Nov 2024 | 2 Dec 2024 | 10,000,000.00 | 10,000,000.00 | 1.00000000 | 100.543 | 1.248 | 101.791 | 10,179,100.00 |
| BOQ 5.2 04 Dec 2024 174DAY TD | Bank of Queensland Ltd | | LX209077 | Maturity | 4 Dec 2024 | | 5,000,000.00 | 5,000,000.00 | 1.00000000 | 100.000 | 0.000 | 100.000 | (5,000,000.00) |
| Westpac 4.86 11 Dec 2024 118DAY TD | Westpac Banking Corporation Ltd | | LX214997 | Maturity | 11 Dec 2024 | | 5,000,000.00 | 5,000,000.00 | 1.00000000 | 100.000 | 0.000 | 100.000 | (5,000,000.00) |
| Auswide 5.1 11 Dec 2025 364DAY TD | Auswide Bank Limited | | LX229252 | Acquisition | 12 Dec 2024 | 12 Dec 2024 | 5,000,000.00 | 5,000,000.00 | 1.00000000 | 100.000 | 0.000 | 100.000 | 5,000,000.00 |
| BOQ 5.15 19 Jun 2025 189DAY TD | Bank of Queensland Ltd | | LX229254 | Acquisition | 12 Dec 2024 | 12 Dec 2024 | 7,500,000.00 | 7,500,000.00 | 1.00000000 | 100.000 | 0.000 | 100.000 | 7,500,000.00 |
| BOQ 5.11 10 Jul 2025 210DAY TD | Bank of Queensland Ltd | | LX229255 | Acquisition | 12 Dec 2024 | 12 Dec 2024 | 7,500,000.00 | 7,500,000.00 | 1.00000000 | 100.000 | 0.000 | 100.000 | 7,500,000.00 |
| CUA 5.16 17 Jul 2025 217DAY TD | Credit Union Australia Ltd t/as Great Southern Bank | | LX229258 | Acquisition | 12 Dec 2024 | 12 Dec 2024 | 5,000,000.00 | 5,000,000.00 | 1.00000000 | 100.000 | 0.000 | 100.000 | 5,000,000.00 |
| CUA 5.16 24 Jul 2025 224DAY TD | Credit Union Australia Ltd t/as Great Southern Bank | | LX229259 | Acquisition | 12 Dec 2024 | 12 Dec 2024 | 5,000,000.00 | 5,000,000.00 | 1.00000000 | 100.000 | 0.000 | 100.000 | 5,000,000.00 |
| PCU 1.15 08 Nov 2027 FRN | Police Bank Ltd | AU3FN0093423 | LC229250 | Acquisition | 12 Dec 2024 | 16 Dec 2024 | 2,000,000.00 | 2,000,000.00 | 1.00000000 | 100.241 | 0.580 | 100.821 | 2,016,420.00 |
| Auswide 1.6 22 Mar 2027 FRN | Auswide Bank Limited | AU3FN0086104 | LC229251 | Acquisition | 12 Dec 2024 | 16 Dec 2024 | 2,750,000.00 | 2,750,000.00 | 1.00000000 | 101.049 | (0.116) | 100.933 | 2,775,657.50 |
| AMP 1.27 13 Sep 2027 FRN | AMP Bank Ltd | AU3FN0091674 | LC229257 | Acquisition | 12 Dec 2024 | 16 Dec 2024 | 9,000,000.00 | 9,000,000.00 | 1.00000000 | 100.534 | 0.010 | 100.544 | 9,052,290.00 |
| Westpac 4.86 18 Dec 2024 125DAY TD | Westpac Banking Corporation Ltd | | LX214999 | Maturity | 18 Dec 2024 | | 5,000,000.00 | 5,000,000.00 | 1.00000000 | 100.000 | 0.000 | 100.000 | (5,000,000.00) |
| CBA At Call | Commonwealth Bank of Australia Ltd | | LC230650 | Disposal | 19 Dec 2024 | 19 Dec 2024 | 20,000,000.00 | 20,000,000.00 | 1.00000000 | 100.000 | 0.000 | 100.000 | (20,000,000.00) |
| B&E 5.24 24 Dec 2024 194DAY TD | Bank of us t/as B&E Ltd | | LX209074 | Maturity | 24 Dec 2024 | | 5,000,000.00 | 5,000,000.00 | 1.00000000 | 100.000 | 0.000 | 100.000 | (5,000,000.00) |
| P&NB 5.25 30 Dec 2024 214DAY TD | P&N Bank Ltd | | LX207922 | Maturity | 30 Dec 2024 | | 5,000,000.00 | 5,000,000.00 | 1.00000000 | 100.000 | 0.000 | 100.000 | (5,000,000.00) |
| | | | | | | | | | | | | | 9,132,724.10 |

Notes

1. The maturity of 'MBS' type securities are excluded from the above list
2. At maturity, securities are assumed to be priced at capital price = 100, accrued interest = 0
3. To avoid misleading maturity data, the reporting period should start immediately after a month end and the reporting period should be kept small (e.g. 1 month).



4. Interest Income Accrued As At 31 December 2024

| Latest Deal Code | Security | WAL / Interim Maturity Date | Issue Date | Prior Coupon Date | Next Coupon Date | Accrual Period (Days) | Coupon Rate | Franking Credit Rate | Coupon Frequency | Face Value Notional | Current Face Value Notional | Latest Purchase Consideration | Market Value | Accrued Interest |
|------------------|------------------------------------|-----------------------------|-------------|-------------------|------------------|-----------------------|-------------|----------------------|------------------|---------------------|-----------------------------|-------------------------------|---------------|------------------|
| LC229467 | AMP At Call | 1 Jan 2025 | 31 Oct 2020 | 2 Feb 2023 | | 698 | 3.8000 | | Nil | 6,453.81 | 6,453.81 | 27.47 | 6,453.81 | 468.99 |
| LC230650 | CBA At Call | 1 Jan 2025 | 31 Oct 2020 | 30 Sep 2023 | | 458 | 4.1000 | | Nil | 1,659,905.00 | 1,659,905.00 | 20,000,000.00 | 1,659,905.00 | 85,396.43 |
| LC213681 | AMP 5.15 08 Jan 2025 160DAY TD | 8 Jan 2025 | 1 Aug 2024 | | 8 Jan 2025 | 152 | 5.1500 | | Maturity | 5,000,000.00 | 5,000,000.00 | 5,000,000.00 | 5,107,232.90 | 107,232.88 |
| LC214991 | AMP 5.15 16 Jan 2025 154DAY TD | 16 Jan 2025 | 15 Aug 2024 | | 16 Jan 2025 | 138 | 5.1500 | | Maturity | 5,000,000.00 | 5,000,000.00 | 5,000,000.00 | 5,097,356.15 | 97,356.16 |
| LX207968 | JUDO 5.25 22 Jan 2025 237DAY TD | 22 Jan 2025 | 30 May 2024 | | 22 Jan 2025 | 215 | 5.2500 | | Maturity | 5,000,000.00 | 5,000,000.00 | 5,000,000.00 | 5,154,623.30 | 154,623.29 |
| LX209078 | MYS 5.25 29 Jan 2025 230DAY TD | 29 Jan 2025 | 13 Jun 2024 | | 29 Jan 2025 | 201 | 5.2500 | | Maturity | 5,000,000.00 | 5,000,000.00 | 5,000,000.00 | 5,144,554.80 | 144,554.79 |
| LX213682 | ING 5.12 05 Feb 2025 188DAY TD | 5 Feb 2025 | 1 Aug 2024 | | 5 Feb 2025 | 152 | 5.1200 | | Maturity | 10,000,000.00 | 10,000,000.00 | 10,000,000.00 | 10,213,216.40 | 213,216.44 |
| LC100354 | MACQ 1.7 12 Feb 2025 Fixed | 12 Feb 2025 | 12 Feb 2020 | 12 Aug 2024 | 12 Feb 2025 | 141 | 1.7000 | | Semi Annual | 25,000,000.00 | 25,000,000.00 | 10,510,000.00 | 25,071,500.00 | 164,178.08 |
| LC133971 | Auswide 0.75 14 Feb 2025 FRN | 14 Feb 2025 | 14 Feb 2022 | 14 Nov 2024 | 14 Feb 2025 | 47 | 5.1773 | | Quarterly | 5,000,000.00 | 5,000,000.00 | 5,000,000.00 | 5,032,800.00 | 33,333.30 |
| LX209069 | NAB 5.15 26 Feb 2025 258DAY TD | 26 Feb 2025 | 13 Jun 2024 | | 26 Feb 2025 | 201 | 5.1500 | | Maturity | 5,000,000.00 | 5,000,000.00 | 5,000,000.00 | 5,141,801.35 | 141,801.37 |
| LX207967 | JUDO 5.25 05 Mar 2025 279DAY TD | 5 Mar 2025 | 30 May 2024 | | 5 Mar 2025 | 215 | 5.2500 | | Maturity | 5,000,000.00 | 5,000,000.00 | 5,000,000.00 | 5,154,623.30 | 154,623.29 |
| LX213685 | ING 5.11 12 Mar 2025 223DAY TD | 12 Mar 2025 | 1 Aug 2024 | | 12 Mar 2025 | 152 | 5.1100 | | Maturity | 5,000,000.00 | 5,000,000.00 | 5,000,000.00 | 5,106,400.00 | 106,400.00 |
| LC136560 | Auswide 0.9 17 Mar 2025 FRN | 17 Mar 2025 | 17 Mar 2022 | 17 Dec 2024 | 17 Mar 2025 | 14 | 5.3656 | | Quarterly | 5,000,000.00 | 5,000,000.00 | 5,000,000.00 | 5,011,000.00 | 10,290.19 |
| LC141827 | NSWTC 1.25 20 Mar 2025 Fixed | 20 Mar 2025 | 21 Nov 2019 | 20 Sep 2024 | 20 Mar 2025 | 102 | 1.2500 | | Semi Annual | 2,000,000.00 | 2,000,000.00 | 2,004,760.00 | 1,993,900.00 | 6,986.30 |
| LX217991 | P&NB 5.06 26 Mar 2025 196DAY TD | 26 Mar 2025 | 11 Sep 2024 | | 26 Mar 2025 | 111 | 5.0600 | | Maturity | 5,000,000.00 | 5,000,000.00 | 5,000,000.00 | 5,076,939.75 | 76,939.73 |
| LC218029 | BBA 4.95 03 Apr 2025 204DAY TD | 3 Apr 2025 | 11 Sep 2024 | | 3 Apr 2025 | 111 | 4.9500 | | Maturity | 10,000,000.00 | 10,000,000.00 | 10,000,000.00 | 10,150,534.20 | 150,534.25 |
| LX217993 | Westpac 4.95 09 Apr 2025 210DAY TD | 9 Apr 2025 | 11 Sep 2024 | | 9 Apr 2025 | 111 | 4.9500 | | Maturity | 5,000,000.00 | 5,000,000.00 | 5,000,000.00 | 5,075,267.10 | 75,267.12 |
| LX207966 | MMB 5.3 16 Apr 2025 321DAY TD | 16 Apr 2025 | 30 May 2024 | | 16 Apr 2025 | 215 | 5.3000 | | Maturity | 5,000,000.00 | 5,000,000.00 | 5,000,000.00 | 5,156,095.90 | 156,095.89 |
| LX217995 | Westpac 4.95 23 Apr 2025 224DAY TD | 23 Apr 2025 | 11 Sep 2024 | | 23 Apr 2025 | 111 | 4.9500 | | Maturity | 5,000,000.00 | 5,000,000.00 | 5,000,000.00 | 5,075,267.10 | 75,267.12 |
| LX207930 | NAB 5.25 30 Apr 2025 335DAY TD | 30 Apr 2025 | 30 May 2024 | | 30 Apr 2025 | 215 | 5.2500 | | Maturity | 5,000,000.00 | 5,000,000.00 | 5,000,000.00 | 5,154,623.30 | 154,623.29 |
| LC210137 | RABO 5.32 07 May 2025 315DAY TD | 7 May 2025 | 26 Jun 2024 | | 7 May 2025 | 188 | 5.3200 | | Maturity | 5,000,000.00 | 5,000,000.00 | 5,000,000.00 | 5,137,008.20 | 137,008.22 |
| LC220907 | RABO 5.08 14 May 2025 209DAY TD | 14 May 2025 | 17 Oct 2024 | | 14 May 2025 | 75 | 5.0800 | | Maturity | 5,000,000.00 | 5,000,000.00 | 5,000,000.00 | 5,052,191.80 | 52,191.78 |
| LC143209 | Qld Police 1.35 19 May 2025 FRN | 19 May 2025 | 17 May 2022 | 18 Nov 2024 | 17 Feb 2025 | 43 | 5.7763 | | Quarterly | 5,000,000.00 | 5,000,000.00 | 5,000,000.00 | 5,044,950.00 | 34,024.78 |
| LX207925 | P&NB 5.35 30 May 2025 365DAY TD | 30 May 2025 | 30 May 2024 | | 30 May 2025 | 215 | 5.3500 | | Maturity | 5,000,000.00 | 5,000,000.00 | 5,000,000.00 | 5,157,568.50 | 157,568.49 |
| LX209073 | CACU 5.4 04 Jun 2025 356DAY TD | 4 Jun 2025 | 13 Jun 2024 | | 4 Jun 2025 | 201 | 5.4000 | | Maturity | 5,000,000.00 | 5,000,000.00 | 5,000,000.00 | 5,148,684.95 | 148,684.93 |
| LC145373 | Auswide 1.3 10 Jun 2025 FRN | 10 Jun 2025 | 10 Jun 2022 | 10 Dec 2024 | 10 Mar 2025 | 21 | 5.7443 | | Quarterly | 5,000,000.00 | 5,000,000.00 | 5,000,000.00 | 5,024,300.00 | 16,524.70 |
| LC218001 | RABO 5.16 Jun 2025 278DAY TD | 16 Jun 2025 | 11 Sep 2024 | | 16 Jun 2025 | 111 | 5.0000 | | Maturity | 5,000,000.00 | 5,000,000.00 | 5,000,000.00 | 5,076,027.40 | 76,027.40 |
| LC107738 | MYS 0.65 16 Jun 2025 FRN | 16 Jun 2025 | 16 Jun 2021 | 16 Dec 2024 | 17 Mar 2025 | 15 | 5.1099 | | Quarterly | 9,500,000.00 | 9,500,000.00 | 9,500,000.00 | 9,514,345.00 | 19,949.61 |
| LC96637 | BOQ 1.53 16 Jun 2025 1826DAY TD | 16 Jun 2025 | 16 Jun 2020 | 16 Jun 2024 | 16 Jun 2025 | 198 | 1.5300 | | Annual | 10,000,000.00 | 10,000,000.00 | 10,000,000.00 | 10,082,997.30 | 82,997.26 |
| LX229254 | BOQ 5.15 19 Jun 2025 189DAY TD | 19 Jun 2025 | 12 Dec 2024 | | 19 Jun 2025 | 19 | 5.1500 | | Maturity | 7,500,000.00 | 7,500,000.00 | 7,500,000.00 | 7,520,106.15 | 20,106.16 |
| LC209232 | P&NB 5.35 25 Jun 2025 376DAY TD | 25 Jun 2025 | 14 Jun 2024 | | 14 Jun 2025 | 200 | 5.3500 | | Semi Annual | 5,000,000.00 | 5,000,000.00 | 5,000,000.00 | 5,146,575.35 | 146,575.34 |
| LX213689 | NAB 5.2 02 Jul 2025 335DAY TD | 2 Jul 2025 | 1 Aug 2024 | | 2 Jul 2025 | 152 | 5.2000 | | Maturity | 5,000,000.00 | 5,000,000.00 | 5,000,000.00 | 5,108,273.95 | 108,273.97 |
| LC210140 | RABO 5.32 09 Jul 2025 378DAY TD | 9 Jul 2025 | 26 Jun 2024 | | 9 Jul 2025 | 188 | 5.3200 | | Maturity | 5,000,000.00 | 5,000,000.00 | 5,000,000.00 | 5,137,008.20 | 137,008.22 |



Investment Report Pack
Central Coast Council
1 December 2024 to 31 December 2024

| Latest Deal Code | Security | WAL / Interim Maturity Date | Issue Date | Prior Coupon Date | Next Coupon Date | Accrual Period (Days) | Coupon Rate | Franking Credit Rate | Coupon Frequency | Face Value Notional | Current Face Value Notional | Latest Purchase Consideration | Market Value | Accrued Interest |
|------------------|-----------------------------------|-----------------------------|-------------|-------------------|------------------|-----------------------|-------------|----------------------|------------------|---------------------|-----------------------------|-------------------------------|---------------|------------------|
| LX229255 | BOQ 5.11 10 Jul 2025 210DAY TD | 10 Jul 2025 | 12 Dec 2024 | | 10 Jul 2025 | 19 | 5.1100 | | Maturity | 7,500,000.00 | 7,500,000.00 | 7,500,000.00 | 7,519,950.00 | 19,950.00 |
| LC217987 | RABO 5.15 Jul 2025 307DAY TD | 15 Jul 2025 | 11 Sep 2024 | | 15 Jul 2025 | 111 | 5.0000 | | Maturity | 5,000,000.00 | 5,000,000.00 | 5,000,000.00 | 5,076,027.40 | 76,027.40 |
| LX209090 | G&C MB 5.35 16 Jul 2025 398DAY TD | 16 Jul 2025 | 13 Jun 2024 | | 16 Jul 2025 | 201 | 5.3500 | | Maturity | 5,000,000.00 | 5,000,000.00 | 5,000,000.00 | 5,147,308.20 | 147,308.22 |
| LX229258 | CUA 5.16 17 Jul 2025 217DAY TD | 17 Jul 2025 | 12 Dec 2024 | | 17 Jul 2025 | 19 | 5.1600 | | Maturity | 5,000,000.00 | 5,000,000.00 | 5,000,000.00 | 5,013,430.15 | 13,430.14 |
| LX213692 | NAB 5.2 23 Jul 2025 356DAY TD | 23 Jul 2025 | 1 Aug 2024 | | 23 Jul 2025 | 152 | 5.2000 | | Maturity | 5,000,000.00 | 5,000,000.00 | 5,000,000.00 | 5,108,273.95 | 108,273.97 |
| LX229259 | CUA 5.16 24 Jul 2025 224DAY TD | 24 Jul 2025 | 12 Dec 2024 | | 24 Jul 2025 | 19 | 5.1600 | | Maturity | 5,000,000.00 | 5,000,000.00 | 5,000,000.00 | 5,013,430.15 | 13,430.14 |
| LC100329 | UBS Aust 1.2 30 Jul 2025 Fixed | 30 Jul 2025 | 30 Jul 2020 | 30 Jul 2024 | 30 Jan 2025 | 154 | 1.2000 | | Semi Annual | 4,000,000.00 | 4,000,000.00 | 4,120,240.00 | 3,941,880.00 | 20,252.05 |
| LC104737 | UBS Aust 0.87 30 Jul 2025 FRN | 30 Jul 2025 | 30 Jul 2020 | 30 Oct 2024 | 30 Jan 2025 | 62 | 5.2605 | | Quarterly | 10,000,000.00 | 10,000,000.00 | 5,083,750.00 | 10,116,500.00 | 89,356.44 |
| LC210145 | RABO 5.32 06 Aug 2025 406DAY TD | 6 Aug 2025 | 26 Jun 2024 | | 6 Aug 2025 | 188 | 5.3200 | | Maturity | 5,000,000.00 | 5,000,000.00 | 5,000,000.00 | 5,137,008.20 | 137,008.22 |
| LC223234 | BBA 5.15 13 Aug 2025 279DAY TD | 13 Aug 2025 | 7 Nov 2024 | | 13 Aug 2025 | 54 | 5.1500 | | Maturity | 5,000,000.00 | 5,000,000.00 | 5,000,000.00 | 5,038,095.90 | 38,095.89 |
| LX209091 | G&C MB 5.35 20 Aug 2025 433DAY TD | 20 Aug 2025 | 13 Jun 2024 | | 20 Aug 2025 | 201 | 5.3500 | | Maturity | 5,000,000.00 | 5,000,000.00 | 5,000,000.00 | 5,147,308.20 | 147,308.22 |
| LC223235 | BBA 5.15 27 Aug 2025 293DAY TD | 27 Aug 2025 | 7 Nov 2024 | | 27 Aug 2025 | 54 | 5.1500 | | Maturity | 5,000,000.00 | 5,000,000.00 | 5,000,000.00 | 5,038,095.90 | 38,095.89 |
| LX225649 | DFB 5.09 03 Sep 2025 279DAY TD | 3 Sep 2025 | 28 Nov 2024 | | 3 Sep 2025 | 33 | 5.0900 | | Maturity | 5,000,000.00 | 5,000,000.00 | 5,000,000.00 | 5,023,009.60 | 23,009.59 |
| LC218018 | ING 4.95 10 Sep 2025 364DAY TD | 10 Sep 2025 | 11 Sep 2024 | | 10 Sep 2025 | 111 | 4.9500 | | Maturity | 5,000,000.00 | 5,000,000.00 | 5,000,000.00 | 5,075,267.10 | 75,267.12 |
| LX209092 | G&C MB 5.35 17 Sep 2025 461DAY TD | 17 Sep 2025 | 13 Jun 2024 | | 17 Sep 2025 | 201 | 5.3500 | | Maturity | 5,000,000.00 | 5,000,000.00 | 5,000,000.00 | 5,147,308.20 | 147,308.22 |
| LC190925 | JUDO 6.4 26 Sep 2025 Fixed | 26 Sep 2025 | 26 Sep 2022 | 26 Sep 2024 | 26 Mar 2025 | 96 | 6.4000 | | Semi Annual | 8,630,000.00 | 8,630,000.00 | 3,705,830.70 | 8,776,019.60 | 145,267.73 |
| LX220905 | ING 5.03 08 Oct 2025 356DAY TD | 8 Oct 2025 | 17 Oct 2024 | | 8 Oct 2025 | 75 | 5.0300 | | Maturity | 5,000,000.00 | 5,000,000.00 | 5,000,000.00 | 5,051,678.10 | 51,678.08 |
| LC155063 | MYS 1.3 13 Oct 2025 FRN | 13 Oct 2025 | 13 Oct 2022 | 14 Oct 2024 | 13 Jan 2025 | 78 | 5.7150 | | Quarterly | 10,000,000.00 | 10,000,000.00 | 10,000,000.00 | 10,156,200.00 | 122,128.77 |
| LX220906 | ING 5.03 22 Oct 2025 370DAY TD | 22 Oct 2025 | 17 Oct 2024 | | 22 Oct 2025 | 75 | 5.0300 | | Maturity | 5,000,000.00 | 5,000,000.00 | 5,000,000.00 | 5,051,678.10 | 51,678.08 |
| LC181158 | TMB 1.5 28 Oct 2025 FRN | 28 Oct 2025 | 28 Oct 2022 | 28 Oct 2024 | 28 Jan 2025 | 64 | 5.8956 | | Quarterly | 2,000,000.00 | 2,000,000.00 | 2,033,180.00 | 2,033,600.00 | 20,674.98 |
| LC188385 | Auswide 1.5 07 Nov 2025 FRN | 7 Nov 2025 | 7 Nov 2022 | 7 Nov 2024 | 7 Feb 2025 | 54 | 5.9150 | | Quarterly | 9,750,000.00 | 9,750,000.00 | 2,518,275.00 | 9,866,805.00 | 85,321.85 |
| LC223313 | ING 5.1 12 Nov 2025 370DAY TD | 12 Nov 2025 | 7 Nov 2024 | | 7 Nov 2025 | 54 | 5.1000 | | Semi Annual | 5,000,000.00 | 5,000,000.00 | 5,000,000.00 | 5,037,726.05 | 37,726.03 |
| LC208078 | BVIC 5.25 19 Nov 2025 538DAY TD | 19 Nov 2025 | 30 May 2024 | | 19 Nov 2025 | 215 | 5.2500 | | Maturity | 5,000,000.00 | 5,000,000.00 | 5,000,000.00 | 5,154,623.30 | 154,623.29 |
| LC223315 | ING 5.1 26 Nov 2025 384DAY TD | 26 Nov 2025 | 7 Nov 2024 | | 7 Nov 2025 | 54 | 5.1000 | | Semi Annual | 5,000,000.00 | 5,000,000.00 | 5,000,000.00 | 5,037,726.05 | 37,726.03 |
| LC157929 | CUA 1.58 01 Dec 2025 FRN | 1 Dec 2025 | 1 Dec 2022 | 2 Dec 2024 | 3 Mar 2025 | 29 | 6.0160 | | Quarterly | 3,500,000.00 | 3,500,000.00 | 3,500,000.00 | 3,544,135.00 | 16,729.42 |
| LC112609 | BENAU 0.52 02 Dec 2025 FRN | 2 Dec 2025 | 2 Dec 2020 | 2 Dec 2024 | 3 Mar 2025 | 29 | 4.9560 | | Quarterly | 35,500,000.00 | 35,500,000.00 | 4,512,240.00 | 35,648,390.00 | 139,786.36 |
| LC157906 | Old Police 1.75 06 Dec 2025 FRN | 6 Dec 2025 | 6 Dec 2022 | 6 Dec 2024 | 6 Mar 2025 | 25 | 6.1760 | | Quarterly | 10,000,000.00 | 10,000,000.00 | 10,000,000.00 | 10,125,600.00 | 42,301.37 |
| LX105597 | MACQ 0.48 09 Dec 2025 FRN | 9 Dec 2025 | 9 Dec 2020 | 9 Dec 2024 | 10 Mar 2025 | 22 | 4.9197 | | Quarterly | 20,000,000.00 | 20,000,000.00 | 9,979,100.00 | 20,064,200.00 | 59,305.97 |
| LX229252 | Auswide 5.1 11 Dec 2025 364DAY TD | 11 Dec 2025 | 12 Dec 2024 | | 11 Dec 2025 | 19 | 5.1000 | | Maturity | 5,000,000.00 | 5,000,000.00 | 5,000,000.00 | 5,013,273.95 | 13,273.97 |
| LX225654 | ING 5.11 19 Dec 2025 386DAY TD | 19 Dec 2025 | 28 Nov 2024 | | 19 Dec 2025 | 33 | 5.1100 | | Maturity | 5,000,000.00 | 5,000,000.00 | 5,000,000.00 | 5,023,100.00 | 23,100.00 |
| LC223316 | ING 5.1 19 Dec 2025 407DAY TD | 19 Dec 2025 | 7 Nov 2024 | | 7 Nov 2025 | 54 | 5.1000 | | Semi Annual | 5,000,000.00 | 5,000,000.00 | 5,000,000.00 | 5,037,726.05 | 37,726.03 |
| LX225655 | ING 5.11 24 Dec 2025 391DAY TD | 24 Dec 2025 | 28 Nov 2024 | | 24 Dec 2025 | 33 | 5.1100 | | Maturity | 5,000,000.00 | 5,000,000.00 | 5,000,000.00 | 5,023,100.00 | 23,100.00 |
| LC223317 | ING 5.1 07 Jan 2026 426DAY TD | 7 Jan 2026 | 7 Nov 2024 | | 7 Nov 2025 | 54 | 5.1000 | | Semi Annual | 5,000,000.00 | 5,000,000.00 | 5,000,000.00 | 5,037,726.05 | 37,726.03 |
| LC225657 | RABO 5.1 28 Jan 2026 426DAY TD | 28 Jan 2026 | 28 Nov 2024 | | 28 Jan 2026 | 33 | 5.1000 | | Maturity | 5,000,000.00 | 5,000,000.00 | 5,000,000.00 | 5,023,054.80 | 23,054.79 |
| LC217990 | RABO 4.85 18 Feb 2026 525DAY TD | 18 Feb 2026 | 11 Sep 2024 | | 11 Sep 2025 | 111 | 4.8500 | | Annual | 5,000,000.00 | 5,000,000.00 | 5,000,000.00 | 5,073,746.60 | 73,746.58 |



Investment Report Pack
Central Coast Council
1 December 2024 to 31 December 2024

| Latest Deal Code | Security | WAL / Interim Maturity Date | Issue Date | Prior Coupon Date | Next Coupon Date | Accrual Period (Days) | Coupon Rate | Franking Credit Rate | Coupon Frequency | Face Value Notional | Current Face Value Notional | Latest Purchase Consideration | Market Value | Accrued Interest |
|------------------|--|-----------------------------|-------------|-------------------|------------------|-----------------------|-------------|----------------------|------------------|---------------------|-----------------------------|-------------------------------|---------------|------------------|
| LC188379 | RACB 1.5 24 Feb 2026 FRN | 24 Feb 2026 | 24 Feb 2023 | 25 Nov 2024 | 24 Feb 2025 | 36 | 5.9151 | | Quarterly | 6,500,000.00 | 6,500,000.00 | 2,758,855.00 | 6,575,920.00 | 37,921.46 |
| LC112608 | SunBank 0.45 24 Feb 2026 FRN | 24 Feb 2026 | 24 Feb 2021 | 25 Nov 2024 | 24 Feb 2025 | 36 | 4.8651 | | Quarterly | 5,000,000.00 | 5,000,000.00 | 5,010,350.00 | 5,022,850.00 | 23,992.27 |
| LC103543 | UBS Aust 0.5 26 Feb 2026 FRN | 26 Feb 2026 | 26 Feb 2021 | 26 Nov 2024 | 26 Feb 2025 | 35 | 4.9179 | | Quarterly | 18,800,000.00 | 18,800,000.00 | 12,013,800.00 | 18,882,908.00 | 88,656.94 |
| LC103141 | NPBS 0.63 04 Mar 2026 FRN | 4 Mar 2026 | 4 Mar 2021 | 4 Dec 2024 | 4 Mar 2025 | 27 | 5.0527 | | Quarterly | 1,000,000.00 | 1,000,000.00 | 1,002,420.00 | 1,002,040.00 | 3,737.61 |
| LC164300 | Auswide 1.5 17 Mar 2026 FRN | 17 Mar 2026 | 17 Mar 2023 | 17 Dec 2024 | 17 Mar 2025 | 14 | 5.9656 | | Quarterly | 4,500,000.00 | 4,500,000.00 | 4,500,000.00 | 4,527,810.00 | 10,296.79 |
| LC105450 | CUA 0.68 22 Apr 2026 FRN | 22 Apr 2026 | 22 Apr 2021 | 22 Oct 2024 | 22 Jan 2025 | 70 | 5.0660 | | Quarterly | 11,000,000.00 | 11,000,000.00 | 11,000,000.00 | 11,093,060.00 | 106,871.78 |
| LC109088 | BOQ 0.63 06 May 2026 FRN | 6 May 2026 | 6 May 2021 | 6 Nov 2024 | 6 Feb 2025 | 55 | 5.0531 | | Quarterly | 5,000,000.00 | 5,000,000.00 | 5,026,950.00 | 5,034,400.00 | 38,071.30 |
| LC225658 | RABO 5.1 20 May 2026 538DAY TD | 20 May 2026 | 28 Nov 2024 | | 20 May 2026 | 33 | 5.1000 | | Maturity | 5,000,000.00 | 5,000,000.00 | 5,000,000.00 | 5,023,054.80 | 23,054.79 |
| LC169762 | Old Police 1.7 16 Jun 2026 FRN | 16 Jun 2026 | 16 Jun 2023 | 16 Dec 2024 | 17 Mar 2025 | 15 | 6.1599 | | Quarterly | 4,500,000.00 | 4,500,000.00 | 4,500,000.00 | 4,563,450.00 | 11,391.60 |
| LC137828 | TMB 0.68 16 Jun 2026 FRN | 16 Jun 2026 | 16 Jun 2021 | 16 Dec 2024 | 17 Mar 2025 | 15 | 5.1399 | | Quarterly | 1,700,000.00 | 1,700,000.00 | 1,674,194.00 | 1,699,966.00 | 3,590.89 |
| LC109586 | BENAU 0.65 18 Jun 2026 FRN | 18 Jun 2026 | 18 Jun 2021 | 18 Dec 2024 | 18 Mar 2025 | 13 | 5.1180 | | Quarterly | 15,300,000.00 | 15,300,000.00 | 3,019,110.00 | 15,340,545.00 | 27,889.59 |
| LX109029 | BOQ 0.58 08 Jul 2026 1826DAY FRD | 8 Jul 2026 | 8 Jul 2021 | 8 Oct 2024 | 8 Jan 2025 | 84 | 5.0049 | | Quarterly | 5,000,000.00 | 5,000,000.00 | 5,000,000.00 | 5,057,590.65 | 57,590.63 |
| LX109587 | BOQ 0.58 22 Jul 2026 1826DAY FRD | 22 Jul 2026 | 22 Jul 2021 | 22 Oct 2024 | 22 Jan 2025 | 70 | 4.9660 | | Quarterly | 3,000,000.00 | 3,000,000.00 | 3,000,000.00 | 3,028,571.52 | 28,571.51 |
| LC112610 | NAB 0.41 24 Aug 2026 FRN | 24 Aug 2026 | 24 Aug 2021 | 25 Nov 2024 | 24 Feb 2025 | 36 | 4.8251 | | Quarterly | 7,000,000.00 | 7,000,000.00 | 7,012,180.00 | 7,022,470.00 | 33,313.02 |
| LC113804 | SunBank 0.48 15 Sep 2026 FRN | 15 Sep 2026 | 15 Sep 2021 | 16 Dec 2024 | 17 Mar 2025 | 15 | 4.9399 | | Quarterly | 12,900,000.00 | 12,900,000.00 | 9,989,800.00 | 12,906,837.00 | 26,188.24 |
| LC180295 | Old Police 1.65 18 Sep 2026 FRN | 18 Sep 2026 | 18 Sep 2023 | 18 Dec 2024 | 18 Mar 2025 | 13 | 6.1180 | | Quarterly | 9,500,000.00 | 9,500,000.00 | 9,500,000.00 | 9,638,035.00 | 20,700.63 |
| LC180163 | CACU 1.7 21 Sep 2026 FRN | 21 Sep 2026 | 20 Sep 2023 | 23 Dec 2024 | 21 Mar 2025 | 8 | 6.1513 | | Quarterly | 9,000,000.00 | 9,000,000.00 | 9,000,000.00 | 9,012,870.00 | 12,134.07 |
| LC190930 | CUA 1.6 23 Oct 2026 FRN | 23 Oct 2026 | 23 Jan 2024 | 23 Oct 2024 | 23 Jan 2025 | 69 | 5.9976 | | Quarterly | 2,500,000.00 | 2,500,000.00 | 2,506,975.00 | 2,559,875.00 | 28,344.82 |
| LC116445 | BOQ 0.8 27 Oct 2026 FRN | 27 Oct 2026 | 27 Oct 2021 | 28 Oct 2024 | 28 Jan 2025 | 64 | 5.1956 | | Quarterly | 22,000,000.00 | 22,000,000.00 | 15,059,400.00 | 22,212,300.00 | 200,422.05 |
| LX185851 | PCU 1.55 17 Nov 2026 FRN | 17 Nov 2026 | 17 Nov 2023 | 18 Nov 2024 | 17 Feb 2025 | 43 | 5.9763 | | Quarterly | 5,000,000.00 | 5,000,000.00 | 5,000,000.00 | 5,074,700.00 | 35,202.86 |
| LC187340 | Old Police 1.65 01 Dec 2026 FRN | 1 Dec 2026 | 1 Dec 2023 | 2 Dec 2024 | 3 Mar 2025 | 29 | 6.0860 | | Quarterly | 10,000,000.00 | 10,000,000.00 | 10,000,000.00 | 10,178,200.00 | 48,354.52 |
| LC111486 | NTTC 1.4 15 Dec 2026 - Issued 26 August 2021 - CCC Fixed | 15 Dec 2026 | 26 Aug 2021 | 15 Dec 2024 | 15 Jun 2025 | 16 | 1.4000 | | Semi Annual | 5,000,000.00 | 5,000,000.00 | 5,000,000.00 | 5,003,050.00 | 3,068.49 |
| LC116992 | CBA 0.7 14 Jan 2027 FRN | 14 Jan 2027 | 14 Jan 2022 | 14 Oct 2024 | 14 Jan 2025 | 78 | 5.1150 | | Quarterly | 6,500,000.00 | 6,500,000.00 | 6,500,000.00 | 6,587,490.00 | 71,049.45 |
| LC117174 | Westpac 0.7 25 Jan 2027 FRN | 25 Jan 2027 | 25 Jan 2022 | 25 Oct 2024 | 28 Jan 2025 | 67 | 5.0836 | | Quarterly | 16,000,000.00 | 16,000,000.00 | 16,000,000.00 | 16,187,360.00 | 149,304.64 |
| LC117127 | SunBank 0.78 25 Jan 2027 FRN | 25 Jan 2027 | 25 Jan 2022 | 25 Oct 2024 | 28 Jan 2025 | 67 | 5.1636 | | Quarterly | 13,000,000.00 | 13,000,000.00 | 13,000,000.00 | 13,161,850.00 | 123,219.06 |
| LC209063 | BOQ 4.7 27 Jan 2027 Fixed | 27 Jan 2027 | 27 Jan 2023 | 27 Jul 2024 | 27 Jan 2025 | 157 | 4.7000 | | Semi Annual | 5,000,000.00 | 5,000,000.00 | 5,039,500.00 | 5,096,750.00 | 101,082.19 |
| LC181165 | CUA 1.65 09 Feb 2027 FRN | 9 Feb 2027 | 9 Feb 2023 | 11 Nov 2024 | 10 Feb 2025 | 50 | 6.0631 | | Quarterly | 12,500,000.00 | 12,500,000.00 | 7,646,550.00 | 12,786,500.00 | 103,820.21 |
| LX190938 | NPBS 1 10 Feb 2027 FRN | 10 Feb 2027 | 10 Feb 2022 | 11 Nov 2024 | 10 Feb 2025 | 50 | 5.4131 | | Quarterly | 13,100,000.00 | 13,100,000.00 | 9,991,700.00 | 13,200,739.00 | 97,139.19 |
| LC169102 | BAL 1.55 22 Feb 2027 FRN | 22 Feb 2027 | 22 Feb 2023 | 22 Nov 2024 | 24 Feb 2025 | 39 | 5.9729 | | Quarterly | 9,250,000.00 | 9,250,000.00 | 4,287,995.00 | 9,405,585.00 | 59,033.53 |
| LC229251 | Auswide 1.6 22 Mar 2027 FRN | 22 Mar 2027 | 22 Mar 2024 | 23 Dec 2024 | 24 Mar 2025 | 8 | 6.0513 | | Quarterly | 2,750,000.00 | 2,750,000.00 | 2,775,657.50 | 2,770,542.50 | 3,647.36 |
| LC213714 | TMB 1.3 21 Jun 2027 FRN | 21 Jun 2027 | 21 Jun 2024 | 23 Dec 2024 | 21 Mar 2025 | 8 | 5.7513 | | Quarterly | 10,000,000.00 | 10,000,000.00 | 10,114,900.00 | 10,087,500.00 | 12,605.59 |
| LC229257 | AMP 1.27 13 Sep 2027 FRN | 13 Sep 2027 | 13 Sep 2024 | 13 Dec 2024 | 13 Mar 2025 | 18 | 5.7304 | | Quarterly | 24,000,000.00 | 24,000,000.00 | 9,052,290.00 | 24,142,320.00 | 67,822.82 |
| LC229250 | PCU 1.15 08 Nov 2027 FRN | 8 Nov 2027 | 8 Nov 2024 | | 10 Feb 2025 | 53 | 5.5692 | | Quarterly | 2,000,000.00 | 2,000,000.00 | 2,016,420.00 | 2,013,060.00 | 16,173.57 |
| LC207926 | BAL 1.7 21 Feb 2028 FRN | 21 Feb 2028 | 21 Feb 2024 | 21 Nov 2024 | 21 Feb 2025 | 40 | 6.1227 | | Quarterly | 10,000,000.00 | 10,000,000.00 | 10,114,700.00 | 10,211,000.00 | 67,098.08 |
| LC167397 | BOQ 1.2 09 May 2028 COVERDFLO | 9 May 2028 | 9 May 2023 | 11 Nov 2024 | 10 Feb 2025 | 50 | 5.6131 | | Quarterly | 5,000,000.00 | 5,000,000.00 | 5,022,250.00 | 5,097,400.00 | 38,445.89 |



Investment Report Pack
Central Coast Council
1 December 2024 to 31 December 2024

| Latest Deal Code | Security | WAL / Interim Maturity Date | Issue Date | Prior Coupon Date | Next Coupon Date | Accrual Period (Days) | Coupon Rate | Franking Credit Rate | Coupon Frequency | Face Value Notional | Current Face Value Notional | Latest Purchase Consideration | Market Value | Accrued Interest |
|------------------|-------------------------------|-----------------------------|-------------|-------------------|------------------|-----------------------|-------------|----------------------|------------------|-----------------------|-----------------------------|-------------------------------|----------------|------------------|
| LC179277 | UBS Aust 1.55 12 May 2028 FRN | 12 May 2028 | 12 May 2023 | 12 Nov 2024 | 12 Feb 2025 | 49 | 5.9665 | | Quarterly | 7,600,000.00 | 7,600,000.00 | 5,090,950.00 | 7,835,372.00 | 60,874.65 |
| LC142120 | NSWTC 3 15 Nov 2028 Fixed | 15 Nov 2028 | 15 Nov 2018 | 15 Nov 2024 | 15 May 2025 | 46 | 3.0000 | | Semi Annual | 15,000,000.00 | 15,000,000.00 | 14,700,900.00 | 14,458,800.00 | 56,712.33 |
| | | | | | | | | | | 757,446,358.81 | 757,446,358.81 | | 765,559,904.23 | 7,434,321.06 |

Notes:

- Coupon Rate is the full coupon rate at the next coupon date if that next coupon exists.
- Accrued Interest is calculated as Current Face Value x Coupon Rate (Adjusted by Franking Credit Rate) x (Days Since Prior Coupon or Issue Date / 365).
- The accrued interest component of the Market Value does not consider the franking credit rate and is instead based upon market prices.
- Immaterial differences in Accrued Interest and the accrued interest portion of Market Value may arise because Market Value is calculated using a rounded "price per 100" value.



5. Portfolio Valuation As At 31 December 2024

| Security | Security Rating | ISIN | Face Value Original | Face Value Current | FI Cap Price/ Unit Price/ Share Price | Unit Count/ Share Count | Accrued Interest Price | Market Value | % Total Value | Running Yield | Weighted Running Yield |
|--|-----------------|--------------|---------------------|--------------------|---------------------------------------|-------------------------|------------------------|---------------|---------------|---------------|------------------------|
| At Call Deposit | | | | | | | | | | | |
| AMP At Call | S&P BBB | | 6,453.81 | 6,453.81 | 100.000 | | 0.000 | 6,453.81 | 0.00% | 3.80% | |
| CBA At Call | S&P AA- | | 1,659,905.00 | 1,659,905.00 | 100.000 | | 0.000 | 1,659,905.00 | 0.22% | 4.10% | |
| | | | 1,666,358.81 | 1,666,358.81 | | | | 1,666,358.81 | 0.22% | | 4.10% |
| Covered Floating Bond | | | | | | | | | | | |
| BOQ 1.2 09 May 2028 COVEREDFLO | S&P AAA | AU3FN0077798 | 5,000,000.00 | 5,000,000.00 | 101.179 | | 0.769 | 5,097,400.00 | 0.67% | 5.59% | |
| | | | 5,000,000.00 | 5,000,000.00 | | | | 5,097,400.00 | 0.67% | | 5.59% |
| Fixed Rate Bond | | | | | | | | | | | |
| BOQ 4.7 27 Jan 2027 Fixed | S&P A- | AU3CB0296168 | 5,000,000.00 | 5,000,000.00 | 99.930 | | 2.005 | 5,096,750.00 | 0.67% | 4.75% | |
| JUDO 6.4 26 Sep 2025 Fixed | S&P BBB | AU3CB0292480 | 8,630,000.00 | 8,630,000.00 | 99.995 | | 1.697 | 8,776,019.60 | 1.15% | 6.36% | |
| MACQ 1.7 12 Feb 2025 Fixed | S&P A+ | AU3CB0270387 | 25,000,000.00 | 25,000,000.00 | 99.635 | | 0.651 | 25,071,500.00 | 3.27% | 1.63% | |
| NTTC 1.4 15 Dec 2026 - Issued 26 August 2021 - CCC Fixed | Moody's Aa3 | | 5,000,000.00 | 5,000,000.00 | 100.000 | | 0.061 | 5,003,050.00 | 0.65% | 1.40% | |
| NSWTC 1.25 20 Mar 2025 Fixed | S&P AA+ | AU3SG0002025 | 2,000,000.00 | 2,000,000.00 | 99.343 | | 0.352 | 1,993,900.00 | 0.26% | 1.25% | |
| NSWTC 3 15 Nov 2028 Fixed | Moody's Aaa | AU3SG0001878 | 15,000,000.00 | 15,000,000.00 | 96.011 | | 0.381 | 14,458,800.00 | 1.89% | 3.06% | |
| UBS Aust 1.2 30 Jul 2025 Fixed | Moody's Aa3 | AU3CB0273407 | 4,000,000.00 | 4,000,000.00 | 98.045 | | 0.502 | 3,941,880.00 | 0.51% | 1.17% | |
| | | | 64,630,000.00 | 64,630,000.00 | | | | 64,341,899.60 | 8.40% | | 2.76% |
| Floating Rate Deposit | | | | | | | | | | | |
| BOQ 0.58 08 Jul 2026 1826DAY FRD | S&P A- | | 5,000,000.00 | 5,000,000.00 | 100.000 | | 1.152 | 5,057,590.65 | 0.66% | 5.00% | |
| BOQ 0.58 22 Jul 2026 1826DAY FRD | S&P A- | | 3,000,000.00 | 3,000,000.00 | 100.000 | | 0.952 | 3,028,571.52 | 0.40% | 4.97% | |
| | | | 8,000,000.00 | 8,000,000.00 | | | | 8,086,162.17 | 1.06% | | 4.99% |
| Floating Rate Note | | | | | | | | | | | |
| AMP 1.27 13 Sep 2027 FRN | S&P BBB+ | AU3FN0091674 | 24,000,000.00 | 24,000,000.00 | 100.310 | | 0.283 | 24,142,320.00 | 3.15% | 5.70% | |
| Auswide 0.75 14 Feb 2025 FRN | Moody's Baa2 | AU3FN0066320 | 5,000,000.00 | 5,000,000.00 | 99.989 | | 0.667 | 5,032,800.00 | 0.66% | 5.18% | |
| Auswide 0.9 17 Mar 2025 FRN | Moody's Baa2 | AU3FN0067393 | 5,000,000.00 | 5,000,000.00 | 100.014 | | 0.206 | 5,011,000.00 | 0.65% | 5.37% | |
| Auswide 1.3 10 Jun 2025 FRN | Moody's Baa2 | AU3FN0069555 | 5,000,000.00 | 5,000,000.00 | 100.156 | | 0.330 | 5,024,300.00 | 0.66% | 5.74% | |
| Auswide 1.5 07 Nov 2025 FRN | Moody's Baa2 | AU3FN0073037 | 9,750,000.00 | 9,750,000.00 | 100.323 | | 0.875 | 9,866,805.00 | 1.29% | 5.91% | |
| Auswide 1.5 17 Mar 2026 FRN | Moody's Baa2 | AU3FN0076352 | 4,500,000.00 | 4,500,000.00 | 100.389 | | 0.229 | 4,527,810.00 | 0.59% | 5.97% | |
| Auswide 1.6 22 Mar 2027 FRN | Moody's Baa2 | AU3FN0086104 | 2,750,000.00 | 2,750,000.00 | 100.614 | | 0.133 | 2,770,542.50 | 0.36% | 5.99% | |
| BAL 1.55 22 Feb 2027 FRN | S&P BBB+ | AU3FN0075461 | 9,250,000.00 | 9,250,000.00 | 101.044 | | 0.638 | 9,405,585.00 | 1.23% | 5.94% | |
| BAL 1.7 21 Feb 2028 FRN | S&P BBB+ | AU3FN0085031 | 10,000,000.00 | 10,000,000.00 | 101.439 | | 0.671 | 10,211,000.00 | 1.33% | 6.07% | |
| BOQ 0.63 06 May 2026 FRN | S&P A- | AU3FN0060406 | 5,000,000.00 | 5,000,000.00 | 99.927 | | 0.761 | 5,034,400.00 | 0.66% | 5.03% | |
| BOQ 0.8 27 Oct 2026 FRN | S&P A- | AU3FN0063764 | 22,000,000.00 | 22,000,000.00 | 100.054 | | 0.911 | 22,212,300.00 | 2.90% | 5.18% | |
| BENAU 0.52 02 Dec 2025 FRN | S&P A- | AU3FN0057634 | 35,500,000.00 | 35,500,000.00 | 100.024 | | 0.394 | 35,648,390.00 | 4.66% | 4.94% | |



Investment Report Pack
Central Coast Council
1 December 2024 to 31 December 2024

| Security | Security Rating | ISIN | Face Value Original | Face Value Current | FI Cap Price/ Unit Price/ Share Price | Unit Count/ Share Count | Accrued Interest Price | Market Value | % Total Value | Running Yield | Weighted Running Yield |
|-----------------------------------|-----------------|--------------|---------------------|--------------------|---------------------------------------|-------------------------|------------------------|----------------|---------------|---------------|------------------------|
| BENAU 0.65 18 Jun 2026 FRN | S&P A- | AU3FN0061081 | 15,300,000.00 | 15,300,000.00 | 100.083 | | 0.182 | 15,340,545.00 | 2.00% | 5.10% | |
| CBA 0.7 14 Jan 2027 FRN | S&P AA- | AU3FN0065579 | 6,500,000.00 | 6,500,000.00 | 100.253 | | 1.093 | 6,587,490.00 | 0.86% | 5.12% | |
| CUA 1.58 01 Dec 2025 FRN | Moody's Baa1 | AU3FN0073961 | 3,500,000.00 | 3,500,000.00 | 100.783 | | 0.478 | 3,544,135.00 | 0.46% | 6.02% | |
| CUA 0.68 22 Apr 2026 FRN | Moody's Baa1 | AU3FN0059721 | 11,000,000.00 | 11,000,000.00 | 99.874 | | 0.972 | 11,093,060.00 | 1.45% | 5.07% | |
| CUA 1.6 23 Oct 2026 FRN | Moody's Baa1 | AU3FN0084299 | 2,500,000.00 | 2,500,000.00 | 101.261 | | 1.134 | 2,559,875.00 | 0.33% | 5.98% | |
| CUA 1.65 09 Feb 2027 FRN | Moody's Baa1 | AU3FN0074787 | 12,500,000.00 | 12,500,000.00 | 101.461 | | 0.831 | 12,786,500.00 | 1.67% | 6.00% | |
| CACU 1.7 21 Sep 2026 FRN | S&P BBB- | AU3FN0081287 | 9,000,000.00 | 9,000,000.00 | 100.008 | | 0.135 | 9,012,870.00 | 1.18% | 6.15% | |
| MACQ 0.48 09 Dec 2025 FRN | S&P A+ | AU3FN0057709 | 20,000,000.00 | 20,000,000.00 | 100.024 | | 0.297 | 20,064,200.00 | 2.62% | 4.93% | |
| RACB 1.5 24 Feb 2026 FRN | Moody's Baa1 | AU3FN0075453 | 6,500,000.00 | 6,500,000.00 | 100.585 | | 0.583 | 6,575,920.00 | 0.86% | 5.91% | |
| MYS 0.65 16 Jun 2025 FRN | Moody's Baa2 | AU3FN0061024 | 9,500,000.00 | 9,500,000.00 | 99.941 | | 0.210 | 9,514,345.00 | 1.24% | 5.11% | |
| MYS 1.3 13 Oct 2025 FRN | Moody's Baa2 | AU3FN0072369 | 10,000,000.00 | 10,000,000.00 | 100.341 | | 1.221 | 10,156,200.00 | 1.33% | 5.72% | |
| NAB 0.41 24 Aug 2026 FRN | S&P AA- | AU3FN0062659 | 7,000,000.00 | 7,000,000.00 | 99.845 | | 0.476 | 7,022,470.00 | 0.92% | 4.82% | |
| NPBS 0.63 04 Mar 2026 FRN | S&P BBB+ | AU3FN0058699 | 1,000,000.00 | 1,000,000.00 | 99.830 | | 0.374 | 1,002,040.00 | 0.13% | 5.04% | |
| NPBS 1 10 Feb 2027 FRN | S&P BBB+ | AU3FN0066221 | 13,100,000.00 | 13,100,000.00 | 100.027 | | 0.742 | 13,200,739.00 | 1.72% | 5.46% | |
| PCU 1.55 17 Nov 2026 FRN | S&P BBB+ | AU3FN0083028 | 5,000,000.00 | 5,000,000.00 | 100.790 | | 0.704 | 5,074,700.00 | 0.66% | 5.98% | |
| PCU 1.15 08 Nov 2027 FRN | S&P BBB+ | AU3FN0093423 | 2,000,000.00 | 2,000,000.00 | 99.844 | | 0.809 | 2,013,060.00 | 0.26% | 5.56% | |
| Qld Police 1.35 19 May 2025 FRN | S&P BBB- | AU3FN0069175 | 5,000,000.00 | 5,000,000.00 | 100.219 | | 0.680 | 5,044,950.00 | 0.66% | 5.78% | |
| Qld Police 1.75 06 Dec 2025 FRN | S&P BBB- | AU3FN0073979 | 10,000,000.00 | 10,000,000.00 | 100.833 | | 0.423 | 10,125,600.00 | 1.32% | 6.18% | |
| Qld Police 1.7 16 Jun 2026 FRN | S&P BBB- | AU3FN0078895 | 4,500,000.00 | 4,500,000.00 | 101.157 | | 0.253 | 4,563,450.00 | 0.60% | 6.16% | |
| Qld Police 1.65 18 Sep 2026 FRN | S&P BBB- | AU3FN0081295 | 9,500,000.00 | 9,500,000.00 | 101.235 | | 0.218 | 9,638,035.00 | 1.26% | 6.12% | |
| Qld Police 1.65 01 Dec 2026 FRN | S&P BBB- | AU3FN0083549 | 10,000,000.00 | 10,000,000.00 | 101.298 | | 0.484 | 10,178,200.00 | 1.33% | 6.09% | |
| SunBank 0.45 24 Feb 2026 FRN | S&P AA- | AU3FN0058343 | 5,000,000.00 | 5,000,000.00 | 99.977 | | 0.480 | 5,022,850.00 | 0.66% | 4.86% | |
| SunBank 0.48 15 Sep 2026 FRN | S&P AA- | AU3FN0062964 | 12,900,000.00 | 12,900,000.00 | 99.850 | | 0.203 | 12,906,837.00 | 1.69% | 4.94% | |
| SunBank 0.78 25 Jan 2027 FRN | S&P AA- | AU3FN0065694 | 13,000,000.00 | 13,000,000.00 | 100.297 | | 0.948 | 13,161,850.00 | 1.72% | 5.16% | |
| TMB 1.5 28 Oct 2025 FRN | Moody's Baa1 | AU3FN0072740 | 2,000,000.00 | 2,000,000.00 | 100.646 | | 1.034 | 2,033,600.00 | 0.27% | 5.86% | |
| TMB 0.68 16 Jun 2026 FRN | Moody's Baa1 | AU3FN0061016 | 1,700,000.00 | 1,700,000.00 | 99.787 | | 0.211 | 1,699,966.00 | 0.22% | 5.22% | |
| TMB 1.3 21 Jun 2027 FRN | Moody's Baa1 | AU3FN0089132 | 10,000,000.00 | 10,000,000.00 | 100.749 | | 0.126 | 10,087,500.00 | 1.32% | 5.73% | |
| UBS Aust 0.87 30 Jul 2025 FRN | S&P A+ | AU3FN0055307 | 10,000,000.00 | 10,000,000.00 | 100.271 | | 0.894 | 10,116,500.00 | 1.32% | 5.17% | |
| UBS Aust 0.5 26 Feb 2026 FRN | Moody's Aa3 | AU3FN0058608 | 18,800,000.00 | 18,800,000.00 | 99.969 | | 0.472 | 18,882,908.00 | 2.47% | 4.91% | |
| UBS Aust 1.55 12 May 2028 FRN | S&P A+ | AU3FN0077970 | 7,600,000.00 | 7,600,000.00 | 102.296 | | 0.801 | 7,835,372.00 | 1.02% | 5.90% | |
| Westpac 0.7 25 Jan 2027 FRN | S&P AA- | AU3FN0065702 | 16,000,000.00 | 16,000,000.00 | 100.238 | | 0.933 | 16,187,360.00 | 2.11% | 5.08% | |
| | | | 408,150,000.00 | 408,150,000.00 | | | | 411,920,379.50 | 53.81% | | 5.43% |
| Term Deposit | | | | | | | | | | | |
| AMP 5.15 08 Jan 2025 160DAY TD | Moody's ST P-2 | | 5,000,000.00 | 5,000,000.00 | 100.000 | | 2.145 | 5,107,232.90 | 0.67% | 5.15% | |
| AMP 5.15 16 Jan 2025 154DAY TD | Moody's ST P-2 | | 5,000,000.00 | 5,000,000.00 | 100.000 | | 1.947 | 5,097,356.15 | 0.67% | 5.15% | |
| Auswide 5.1 11 Dec 2025 364DAY TD | Moody's ST P-2 | | 5,000,000.00 | 5,000,000.00 | 100.000 | | 0.265 | 5,013,273.95 | 0.65% | 5.10% | |



Investment Report Pack
Central Coast Council
1 December 2024 to 31 December 2024

| Security | Security Rating | ISIN | Face Value Original | Face Value Current | FI Cap Price/ Unit Price/ Share Price | Unit Count/ Share Count | Accrued Interest Price | Market Value | % Total Value | Running Yield | Weighted Running Yield |
|-----------------------------------|-----------------|------|---------------------|--------------------|---------------------------------------|-------------------------|------------------------|----------------------|---------------|---------------|------------------------|
| BOQ 1.53 16 Jun 2025 1826DAY TD | S&P ST A2 | | 10,000,000.00 | 10,000,000.00 | 100.000 | | 0.830 | 10,082,997.30 | 1.32% | 5.153% | |
| BOQ 5.15 19 Jun 2025 189DAY TD | S&P ST A2 | | 7,500,000.00 | 7,500,000.00 | 100.000 | | 0.268 | 7,520,106.15 | 0.98% | 5.15% | |
| BOQ 5.11 10 Jul 2025 210DAY TD | S&P ST A2 | | 7,500,000.00 | 7,500,000.00 | 100.000 | | 0.266 | 7,519,950.00 | 0.98% | 5.11% | |
| BVIC 5.25 19 Nov 2025 538DAY TD | S&P ST A2 | | 5,000,000.00 | 5,000,000.00 | 100.000 | | 3.092 | 5,154,623.30 | 0.67% | 5.25% | |
| BBA 4.95 03 Apr 2025 204DAY TD | S&P ST A2 | | 10,000,000.00 | 10,000,000.00 | 100.000 | | 1.505 | 10,150,534.20 | 1.33% | 4.95% | |
| BBA 5.15 13 Aug 2025 279DAY TD | S&P ST A2 | | 5,000,000.00 | 5,000,000.00 | 100.000 | | 0.762 | 5,038,095.90 | 0.66% | 5.15% | |
| BBA 5.15 27 Aug 2025 293DAY TD | S&P ST A2 | | 5,000,000.00 | 5,000,000.00 | 100.000 | | 0.762 | 5,038,095.90 | 0.66% | 5.15% | |
| CUA 5.16 17 Jul 2025 217DAY TD | S&P ST A2 | | 5,000,000.00 | 5,000,000.00 | 100.000 | | 0.269 | 5,013,430.15 | 0.65% | 5.16% | |
| CUA 5.16 24 Jul 2025 224DAY TD | S&P ST A2 | | 5,000,000.00 | 5,000,000.00 | 100.000 | | 0.269 | 5,013,430.15 | 0.65% | 5.16% | |
| DFB 5.09 03 Sep 2025 279DAY TD | S&P ST A2 | | 5,000,000.00 | 5,000,000.00 | 100.000 | | 0.460 | 5,023,009.60 | 0.66% | 5.09% | |
| G&C MB 5.35 16 Jul 2025 398DAY TD | S&P ST A2 | | 5,000,000.00 | 5,000,000.00 | 100.000 | | 2.946 | 5,147,308.20 | 0.67% | 5.35% | |
| G&C MB 5.35 20 Aug 2025 433DAY TD | S&P ST A2 | | 5,000,000.00 | 5,000,000.00 | 100.000 | | 2.946 | 5,147,308.20 | 0.67% | 5.35% | |
| G&C MB 5.35 17 Sep 2025 461DAY TD | S&P ST A2 | | 5,000,000.00 | 5,000,000.00 | 100.000 | | 2.946 | 5,147,308.20 | 0.67% | 5.35% | |
| CACU 5.4 04 Jun 2025 356DAY TD | S&P ST A2 | | 5,000,000.00 | 5,000,000.00 | 100.000 | | 2.974 | 5,148,684.95 | 0.67% | 5.40% | |
| ING 5.12 05 Feb 2025 188DAY TD | S&P ST A1 | | 10,000,000.00 | 10,000,000.00 | 100.000 | | 2.132 | 10,213,216.40 | 1.33% | 5.12% | |
| ING 5.11 12 Mar 2025 223DAY TD | S&P ST A1 | | 5,000,000.00 | 5,000,000.00 | 100.000 | | 2.128 | 5,106,400.00 | 0.67% | 5.11% | |
| ING 4.95 10 Sep 2025 364DAY TD | S&P ST A1 | | 5,000,000.00 | 5,000,000.00 | 100.000 | | 1.505 | 5,075,267.10 | 0.66% | 4.95% | |
| ING 5.03 08 Oct 2025 356DAY TD | S&P ST A1 | | 5,000,000.00 | 5,000,000.00 | 100.000 | | 1.034 | 5,051,678.10 | 0.66% | 5.03% | |
| ING 5.03 22 Oct 2025 370DAY TD | S&P ST A1 | | 5,000,000.00 | 5,000,000.00 | 100.000 | | 1.034 | 5,051,678.10 | 0.66% | 5.03% | |
| ING 5.1 12 Nov 2025 370DAY TD | S&P ST A1 | | 5,000,000.00 | 5,000,000.00 | 100.000 | | 0.755 | 5,037,726.05 | 0.66% | 5.10% | |
| ING 5.1 26 Nov 2025 384DAY TD | S&P ST A1 | | 5,000,000.00 | 5,000,000.00 | 100.000 | | 0.755 | 5,037,726.05 | 0.66% | 5.10% | |
| ING 5.1 19 Dec 2025 407DAY TD | S&P ST A1 | | 5,000,000.00 | 5,000,000.00 | 100.000 | | 0.755 | 5,037,726.05 | 0.66% | 5.10% | |
| ING 5.11 19 Dec 2025 386DAY TD | S&P ST A1 | | 5,000,000.00 | 5,000,000.00 | 100.000 | | 0.462 | 5,023,100.00 | 0.66% | 5.11% | |
| ING 5.11 24 Dec 2025 391DAY TD | S&P ST A1 | | 5,000,000.00 | 5,000,000.00 | 100.000 | | 0.462 | 5,023,100.00 | 0.66% | 5.11% | |
| ING 5.1 07 Jan 2026 426DAY TD | S&P A | | 5,000,000.00 | 5,000,000.00 | 100.000 | | 0.755 | 5,037,726.05 | 0.66% | 5.10% | |
| JUDO 5.25 22 Jan 2025 237DAY TD | S&P ST A2 | | 5,000,000.00 | 5,000,000.00 | 100.000 | | 3.092 | 5,154,623.30 | 0.67% | 5.25% | |
| JUDO 5.25 05 Mar 2025 279DAY TD | S&P ST A2 | | 5,000,000.00 | 5,000,000.00 | 100.000 | | 3.092 | 5,154,623.30 | 0.67% | 5.25% | |
| MMB 5.3 16 Apr 2025 321DAY TD | S&P ST A2 | | 5,000,000.00 | 5,000,000.00 | 100.000 | | 3.122 | 5,156,095.90 | 0.67% | 5.30% | |
| MYS 5.25 29 Jan 2025 230DAY TD | Moody's ST P-2 | | 5,000,000.00 | 5,000,000.00 | 100.000 | | 2.891 | 5,144,554.80 | 0.67% | 5.25% | |
| NAB 5.15 26 Feb 2025 258DAY TD | S&P ST A1+ | | 5,000,000.00 | 5,000,000.00 | 100.000 | | 2.836 | 5,141,801.35 | 0.67% | 5.15% | |
| NAB 5.25 30 Apr 2025 335DAY TD | S&P ST A1+ | | 5,000,000.00 | 5,000,000.00 | 100.000 | | 3.092 | 5,154,623.30 | 0.67% | 5.25% | |
| NAB 5.2 02 Jul 2025 335DAY TD | S&P ST A1+ | | 5,000,000.00 | 5,000,000.00 | 100.000 | | 2.165 | 5,108,273.95 | 0.67% | 5.20% | |
| NAB 5.2 23 Jul 2025 356DAY TD | S&P ST A1+ | | 5,000,000.00 | 5,000,000.00 | 100.000 | | 2.165 | 5,108,273.95 | 0.67% | 5.20% | |
| P&NB 5.06 26 Mar 2025 196DAY TD | S&P ST A2 | | 5,000,000.00 | 5,000,000.00 | 100.000 | | 1.539 | 5,076,939.75 | 0.66% | 5.06% | |
| P&NB 5.35 30 May 2025 365DAY TD | S&P ST A2 | | 5,000,000.00 | 5,000,000.00 | 100.000 | | 3.151 | 5,157,568.50 | 0.67% | 5.35% | |
| P&NB 5.35 25 Jun 2025 376DAY TD | S&P ST A2 | | 5,000,000.00 | 5,000,000.00 | 100.000 | | 2.932 | 5,146,575.35 | 0.67% | 5.35% | |



Investment Report Pack
Central Coast Council
1 December 2024 to 31 December 2024

| Security | Security Rating | ISIN | Face Value Original | Face Value Current | FI Cap Price/ Unit Price/ Share Price | Unit Count/ Share Count | Accrued Interest Price | Market Value | % Total Value | Running Yield | Weighted Running Yield |
|------------------------------------|-----------------|------|---------------------|--------------------|---------------------------------------|-------------------------|------------------------|----------------|---------------|---------------|------------------------|
| RABO 5.32 07 May 2025 315DAY TD | S&P ST A1 | | 5,000,000.00 | 5,000,000.00 | 100.000 | | 2.740 | 5,137,008.20 | 0.67% | 5.32% | |
| RABO 5.08 14 May 2025 209DAY TD | S&P ST A1 | | 5,000,000.00 | 5,000,000.00 | 100.000 | | 1.044 | 5,052,191.80 | 0.66% | 5.08% | |
| RABO 5.16 Jun 2025 278DAY TD | S&P ST A1 | | 5,000,000.00 | 5,000,000.00 | 100.000 | | 1.521 | 5,076,027.40 | 0.66% | 5.00% | |
| RABO 5.32 09 Jul 2025 378DAY TD | S&P ST A1 | | 5,000,000.00 | 5,000,000.00 | 100.000 | | 2.740 | 5,137,008.20 | 0.67% | 5.32% | |
| RABO 5.15 Jul 2025 307DAY TD | S&P ST A1 | | 5,000,000.00 | 5,000,000.00 | 100.000 | | 1.521 | 5,076,027.40 | 0.66% | 5.00% | |
| RABO 5.32 06 Aug 2025 406DAY TD | S&P ST A1 | | 5,000,000.00 | 5,000,000.00 | 100.000 | | 2.740 | 5,137,008.20 | 0.67% | 5.32% | |
| RABO 5.1 28 Jan 2026 426DAY TD | S&P A+ | | 5,000,000.00 | 5,000,000.00 | 100.000 | | 0.461 | 5,023,054.80 | 0.66% | 5.10% | |
| RABO 4.85 18 Feb 2026 525DAY TD | S&P A+ | | 5,000,000.00 | 5,000,000.00 | 100.000 | | 1.475 | 5,073,746.60 | 0.66% | 4.85% | |
| RABO 5.1 20 May 2026 538DAY TD | S&P A+ | | 5,000,000.00 | 5,000,000.00 | 100.000 | | 0.461 | 5,023,054.80 | 0.66% | 5.10% | |
| Westpac 4.95 09 Apr 2025 210DAY TD | S&P ST A1+ | | 5,000,000.00 | 5,000,000.00 | 100.000 | | 1.505 | 5,075,267.10 | 0.66% | 4.95% | |
| Westpac 4.95 23 Apr 2025 224DAY TD | S&P ST A1+ | | 5,000,000.00 | 5,000,000.00 | 100.000 | | 1.505 | 5,075,267.10 | 0.66% | 4.95% | |
| | | | 270,000,000.00 | 270,000,000.00 | | | | 274,447,704.15 | 35.85% | | 5.01% |
| Total Portfolio | | | 757,446,358.81 | 757,446,358.81 | | | | 765,559,904.23 | 100.00% | | 5.05% |



6. Portfolio Valuation By Categories As At 31 December 2024

| Short Term Issuer/Security Rating Group | Market Value | % Total Value |
|---|----------------|---------------|
| A2 | 137,353,726.10 | 17.94% |
| A1 | 86,272,889.05 | 11.27% |
| A1+ | 30,663,506.75 | 4.01% |
| Portfolio Total | 254,290,121.90 | 33.22% |

Market Value by Security Rating Group (Short Term)



| Long Term Issuer/Security Rating Group | Market Value | % Total Value |
|--|----------------|---------------|
| BBB+ to BBB- | 224,679,380.91 | 29.35% |
| A+ to A- | 174,663,701.42 | 22.82% |
| AA+ to AA- | 92,370,500.00 | 12.07% |
| AAA | 19,556,200.00 | 2.55% |
| Portfolio Total | 511,269,782.33 | 66.78% |

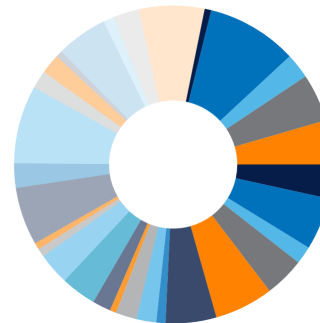
Market Value by Security Rating Group (Long Term)





| Issuer | Market Value | % Total Value |
|---|-----------------------|----------------|
| AMP Bank Ltd | 34,353,362.86 | 4.49% |
| Auswide Bank Limited | 37,246,531.45 | 4.87% |
| Bank Australia Limited | 19,616,585.00 | 2.56% |
| Bank of Queensland Ltd | 70,650,065.62 | 9.23% |
| BankVic | 5,154,623.30 | 0.67% |
| Bendigo & Adelaide Bank Ltd | 50,988,935.00 | 6.66% |
| Beyond Bank Australia Ltd | 20,226,726.00 | 2.64% |
| Commonwealth Bank of Australia Ltd | 8,247,395.00 | 1.08% |
| Credit Union Australia Ltd t/as Great Southern Bank | 40,010,430.30 | 5.23% |
| Defence Bank Ltd | 5,023,009.60 | 0.66% |
| G&C Mutual Bank Limited | 15,441,924.60 | 2.02% |
| Illawarra Credit Union Ltd | 14,161,554.95 | 1.85% |
| ING Bank Australia Limited | 60,695,343.90 | 7.93% |
| Judo Bank | 19,085,266.20 | 2.49% |
| Macquarie Bank Ltd | 45,135,700.00 | 5.90% |
| Maitland Mutual Ltd t/as The Mutual Bank | 5,156,095.90 | 0.67% |
| Members Banking Group Limited t/as RACQ Bank | 6,575,920.00 | 0.86% |
| MyState Bank Ltd | 24,815,099.80 | 3.24% |
| National Australia Bank Ltd | 27,535,442.55 | 3.60% |
| Newcastle Greater Mutual Group Ltd | 14,202,779.00 | 1.86% |
| Northern Territory Treasury Corporation | 5,003,050.00 | 0.65% |
| NSW Treasury Corporation | 16,452,700.00 | 2.15% |
| P&N Bank Ltd | 15,381,083.60 | 2.01% |
| Police Bank Ltd | 7,087,760.00 | 0.93% |
| QPCU LTD t/a QBANK | 39,550,235.00 | 5.17% |
| Rabobank Australia Ltd | 45,735,127.40 | 5.97% |
| Suncorp Bank (Norfina Ltd) - Subsidiary of ANZ | 31,091,537.00 | 4.06% |
| Teachers Mutual Bank Ltd | 13,821,066.00 | 1.81% |
| UBS Australia Ltd | 40,776,660.00 | 5.33% |
| Westpac Banking Corporation Ltd | 26,337,894.20 | 3.44% |
| Portfolio Total | 765,559,904.23 | 100.00% |

Market Value by Issuer

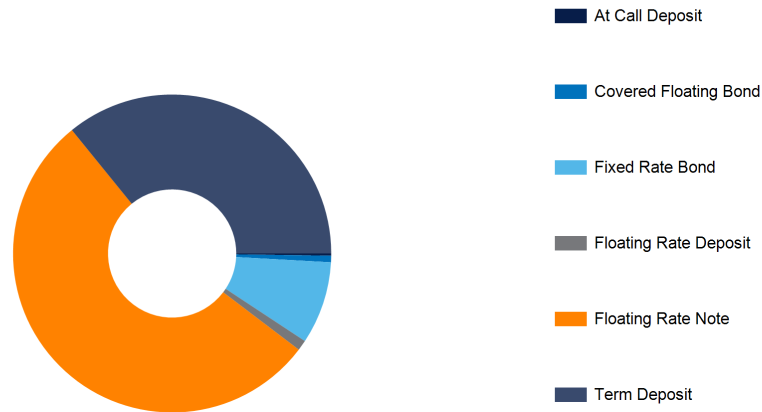


- AMP Bank Ltd
- Auswide Bank Limited
- Bank Australia Limited
- Bank of Queensland Ltd
- BankVic
- Bendigo & Adelaide Bank Ltd
- Beyond Bank Australia Ltd
- Commonwealth Bank of Australia Ltd
- Credit Union Australia Ltd t/as Great Southern Bank
- Defence Bank Ltd
- G&C Mutual Bank Limited
- Illawarra Credit Union Ltd
- ING Bank Australia Limited
- Judo Bank
- Macquarie Bank Ltd
- Maitland Mutual Ltd t/as The Mutual Bank
- Members Banking Group Limited t/as RACQ Bank
- MyState Bank Ltd
- National Australia Bank Ltd
- Newcastle Greater Mutual Group Ltd
- Northern Territory Treasury Corporation
- NSW Treasury Corporation
- P&N Bank Ltd
- Police Bank Ltd
- QPCU LTD t/a QBANK
- Rabobank Australia Ltd
- Suncorp Bank (Norfina Ltd) - Subsidiary of ANZ
- Teachers Mutual Bank Ltd
- UBS Australia Ltd
- Westpac Banking Corporation Ltd



| Security Type | Market Value | % Total Value |
|-----------------------|----------------|---------------|
| At Call Deposit | 1,666,358.81 | 0.22% |
| Covered Floating Bond | 5,097,400.00 | 0.67% |
| Fixed Rate Bond | 64,341,899.60 | 8.40% |
| Floating Rate Deposit | 8,086,162.17 | 1.06% |
| Floating Rate Note | 411,920,379.50 | 53.81% |
| Term Deposit | 274,447,704.15 | 35.85% |
| Portfolio Total | 765,559,904.23 | 100.00% |

Market Value by Security Type





| Term Remaining | Market Value | % Total Value |
|-----------------|----------------|---------------|
| 0 to < 1 Year | 426,922,605.31 | 55.77% |
| 1 to < 3 Years | 301,034,726.92 | 39.32% |
| 3 to < 5 Years | 37,602,572.00 | 4.91% |
| Portfolio Total | 765,559,904.23 | 100.00% |

Note: Term Remaining is calculated using a weighted average life date (WAL) where appropriate and available otherwise the interim (initial) maturity date is used.

Market Value by Term Remaining





7. Performance Statistics For Period Ending 31 December 2024

| Trading Book | | 1 Month | 3 Month | 12 Month | Since Inception |
|-----------------------|------------------------|---------|---------|----------|-----------------|
| Central Coast Council | | | | | |
| | Portfolio Return (1) | 0.43% | 1.28% | 5.51% | 2.53% |
| | Performance Index (2) | 0.38% | 1.12% | 4.47% | 2.25% |
| | Excess Performance (3) | 0.05% | 0.16% | 1.04% | 0.28% |

Notes

- 1 Portfolio performance is the rate of return of the portfolio over the specified period
- 2 The Performance Index is the Bloomberg AusBond Bank Bill Index (Bloomberg Page BAUBIL)
- 3 Excess performance is the rate of return of the portfolio in excess of the Performance Index

| Trading Book | Weighted Average Running Yield |
|-----------------------|-----------------------------------|
| Central Coast Council | 5.05 |



9. Realised Gains (Losses) - Fixed Interest Dealing For 1 December 2024 to 31 December 2024

No realised gains or losses from fixed interest dealing to report for entered period.



9b. Realised Gains (Losses) - Share Dealing For 1 December 2024 to 31 December 2024

No realised gains or losses from share dealing to report for entered period.



10. Realised Gains (Losses) - Principal Repayments For 1 December 2024 to 31 December 2024

No realised gains or losses from principal repayments to report for entered period.

| Total Realised Gains (Losses) | | | |
|-------------------------------|----------------------|-------|---|
| Fixed Interest Dealing | Principal Repayments | Total | Notes (1) The Acquisition Gross Price includes any accrued interest included in the purchase price. |
| | | 0.00 | |



11. Unrealised FI Capital Gains (Losses) As At 31 December 2024

| Security | Acquisition Deal | Acquisition Date | Acquisition Yield/ Interest Rate | Acquisition Face Value Original | Balance Face Value Original | Bond Factor Current | Balance Face Value Current | Acquisition Capital Price | Acquisition Capital Consideration | Current Capital Price | CCP For Discount Securities | Current Capital Consideration | Current Capital Consideration Adjusted | Unrealised Capital Gain (Loss) |
|------------------------------|------------------|------------------|----------------------------------|---------------------------------|-----------------------------|---------------------|----------------------------|---------------------------|-----------------------------------|-----------------------|-----------------------------|-------------------------------|--|--------------------------------|
| AMP 1.27 13 Sep 2027 FRN | | | | | | | | | | | | | | |
| | LC218004 | 11 Sep 2024 | 1.20000 | 5,000,000.00 | 5,000,000.00 | 1.00000000 | 5,000,000.00 | 100.194 | 5,009,700.00 | 100.310000 | 100.310000 | 5,015,500.00 | 5,015,500.00 | 5,800.00 |
| | LC225667 | 28 Nov 2024 | 1.06000 | 10,000,000.00 | 10,000,000.00 | 1.00000000 | 10,000,000.00 | 100.543 | 10,054,300.00 | 100.310000 | 100.310000 | 10,031,000.00 | 10,031,000.00 | (23,300.00) |
| | LC229257 | 12 Dec 2024 | 1.06000 | 9,000,000.00 | 9,000,000.00 | 1.00000000 | 9,000,000.00 | 100.534 | 9,048,060.00 | 100.310000 | 100.310000 | 9,027,900.00 | 9,027,900.00 | (20,160.00) |
| | | | | | 24,000,000.00 | | 24,000,000.00 | 100.467 | 24,112,060.00 | | | 24,074,400.00 | 24,074,400.00 | (37,660.00) |
| Auswide 0.75 14 Feb 2025 FRN | | | | | | | | | | | | | | |
| | LC133971 | 7 Feb 2022 | 0.75000 | 5,000,000.00 | 5,000,000.00 | 1.00000000 | 5,000,000.00 | 100.000 | 5,000,000.00 | 99.989000 | 99.989000 | 4,999,450.00 | 4,999,450.00 | (550.00) |
| | | | | | 5,000,000.00 | | 5,000,000.00 | 100.000 | 5,000,000.00 | | | 4,999,450.00 | 4,999,450.00 | (550.00) |
| Auswide 0.9 17 Mar 2025 FRN | | | | | | | | | | | | | | |
| | LC136560 | 10 Mar 2022 | 0.90000 | 5,000,000.00 | 5,000,000.00 | 1.00000000 | 5,000,000.00 | 100.000 | 5,000,000.00 | 100.014000 | 100.014000 | 5,000,700.00 | 5,000,700.00 | 700.00 |
| | | | | | 5,000,000.00 | | 5,000,000.00 | 100.000 | 5,000,000.00 | | | 5,000,700.00 | 5,000,700.00 | 700.00 |
| Auswide 1.3 10 Jun 2025 FRN | | | | | | | | | | | | | | |
| | LC145373 | 6 Jun 2022 | 1.30000 | 5,000,000.00 | 5,000,000.00 | 1.00000000 | 5,000,000.00 | 100.000 | 5,000,000.00 | 100.156000 | 100.156000 | 5,007,800.00 | 5,007,800.00 | 7,800.00 |
| | | | | | 5,000,000.00 | | 5,000,000.00 | 100.000 | 5,000,000.00 | | | 5,007,800.00 | 5,007,800.00 | 7,800.00 |
| Auswide 1.5 07 Nov 2025 FRN | | | | | | | | | | | | | | |
| | LC156239 | 27 Oct 2022 | 1.50000 | 7,250,000.00 | 7,250,000.00 | 1.00000000 | 7,250,000.00 | 100.000 | 7,250,000.00 | 100.323000 | 100.323000 | 7,273,417.50 | 7,273,417.50 | 23,417.50 |
| | LC188385 | 7 Dec 2023 | 1.40000 | 2,500,000.00 | 2,500,000.00 | 1.00000000 | 2,500,000.00 | 100.184 | 2,504,600.00 | 100.323000 | 100.323000 | 2,508,075.00 | 2,508,075.00 | 3,475.00 |
| | | | | | 9,750,000.00 | | 9,750,000.00 | 100.047 | 9,754,600.00 | | | 9,781,492.50 | 9,781,492.50 | 26,892.50 |
| Auswide 1.5 17 Mar 2026 FRN | | | | | | | | | | | | | | |
| | LC164300 | 9 Mar 2023 | 1.50000 | 4,500,000.00 | 4,500,000.00 | 1.00000000 | 4,500,000.00 | 100.000 | 4,500,000.00 | 100.389000 | 100.389000 | 4,517,505.00 | 4,517,505.00 | 17,505.00 |
| | | | | | 4,500,000.00 | | 4,500,000.00 | 100.000 | 4,500,000.00 | | | 4,517,505.00 | 4,517,505.00 | 17,505.00 |
| Auswide 1.6 22 Mar 2027 FRN | | | | | | | | | | | | | | |
| | LC229251 | 12 Dec 2024 | 1.11000 | 2,750,000.00 | 2,750,000.00 | 1.00000000 | 2,750,000.00 | 101.049 | 2,778,847.50 | 100.614000 | 100.614000 | 2,766,885.00 | 2,766,885.00 | (11,962.50) |
| | | | | | 2,750,000.00 | | 2,750,000.00 | 101.049 | 2,778,847.50 | | | 2,766,885.00 | 2,766,885.00 | (11,962.50) |
| BAL 1.55 22 Feb 2027 FRN | | | | | | | | | | | | | | |
| | LC164137 | 8 Mar 2023 | 1.40000 | 5,000,000.00 | 5,000,000.00 | 1.00000000 | 5,000,000.00 | 100.512 | 5,025,600.00 | 101.044000 | 101.044000 | 5,052,200.00 | 5,052,200.00 | 26,600.00 |
| | LC169102 | 31 May 2023 | 1.33000 | 4,250,000.00 | 4,250,000.00 | 1.00000000 | 4,250,000.00 | 100.729 | 4,280,982.50 | 101.044000 | 101.044000 | 4,294,370.00 | 4,294,370.00 | 13,387.50 |
| | | | | | 9,250,000.00 | | 9,250,000.00 | 100.612 | 9,306,582.50 | | | 9,346,570.00 | 9,346,570.00 | 39,987.50 |
| BAL 1.7 21 Feb 2028 FRN | | | | | | | | | | | | | | |
| | LC207926 | 30 May 2024 | 1.42000 | 10,000,000.00 | 10,000,000.00 | 1.00000000 | 10,000,000.00 | 100.932 | 10,093,200.00 | 101.439000 | 101.439000 | 10,143,900.00 | 10,143,900.00 | 50,700.00 |
| | | | | | 10,000,000.00 | | 10,000,000.00 | 100.932 | 10,093,200.00 | | | 10,143,900.00 | 10,143,900.00 | 50,700.00 |



Investment Report Pack
Central Coast Council
1 December 2024 to 31 December 2024

| Security | Acquisition Deal | Acquisition Date | Acquisition Yield/ Interest Rate | Acquisition Face Value Original | Balance Face Value Original | Bond Factor Current | Balance Face Value Current | Acquisition Capital Price | Acquisition Capital Consideration | Current Capital Price | CCP For Discount Securities | Current Capital Consideration | Current Capital Consideration Adjusted | Unrealised Capital Gain (Loss) |
|---------------------------------------|------------------|------------------|----------------------------------|---------------------------------|-----------------------------|---------------------|----------------------------|---------------------------|-----------------------------------|-----------------------|-----------------------------|-------------------------------|--|--------------------------------|
| BENAU 0.52 02 Dec 2025 FRN | | | | | | | | | | | | | | |
| | LC100679 | 22 Jan 2021 | 0.430000 | 10,000,000.00 | 10,000,000.00 | 1.00000000 | 10,000,000.00 | 100.427 | 10,042,700.00 | 100.024000 | 100.024000 | 10,002,400.00 | 10,002,400.00 | (40,300.00) |
| | LC103542 | 9 Mar 2021 | 0.470000 | 10,000,000.00 | 10,000,000.00 | 1.00000000 | 10,000,000.00 | 100.229 | 10,022,900.00 | 100.024000 | 100.024000 | 10,002,400.00 | 10,002,400.00 | (20,500.00) |
| | LC104738 | 1 Apr 2021 | 0.480000 | 10,000,000.00 | 10,000,000.00 | 1.00000000 | 10,000,000.00 | 100.183 | 10,018,300.00 | 100.024000 | 100.024000 | 10,002,400.00 | 10,002,400.00 | (15,900.00) |
| | LC112607 | 16 Sep 2021 | 0.460000 | 1,000,000.00 | 1,000,000.00 | 1.00000000 | 1,000,000.00 | 100.246 | 1,002,460.00 | 100.024000 | 100.024000 | 1,000,240.00 | 1,000,240.00 | (2,220.00) |
| | LC112609 | 16 Sep 2021 | 0.460000 | 4,500,000.00 | 4,500,000.00 | 1.00000000 | 4,500,000.00 | 100.246 | 4,511,070.00 | 100.024000 | 100.024000 | 4,501,080.00 | 4,501,080.00 | (9,990.00) |
| | | | | | <u>35,500,000.00</u> | | <u>35,500,000.00</u> | 100.274 | 35,597,430.00 | | | <u>35,508,520.00</u> | <u>35,508,520.00</u> | (88,910.00) |
| BENAU 0.65 18 Jun 2026 FRN | | | | | | | | | | | | | | |
| | LC108717 | 30 Jun 2021 | 0.580000 | 10,000,000.00 | 10,000,000.00 | 1.00000000 | 10,000,000.00 | 100.334 | 10,033,400.00 | 100.083000 | 100.083000 | 10,008,300.00 | 10,008,300.00 | (25,100.00) |
| | LC109084 | 7 Jul 2021 | 0.570000 | 2,300,000.00 | 2,300,000.00 | 1.00000000 | 2,300,000.00 | 100.382 | 2,308,786.00 | 100.083000 | 100.083000 | 2,301,909.00 | 2,301,909.00 | (6,877.00) |
| | LC109586 | 21 Jul 2021 | 0.530000 | 3,000,000.00 | 3,000,000.00 | 1.00000000 | 3,000,000.00 | 100.573 | 3,017,190.00 | 100.083000 | 100.083000 | 3,002,490.00 | 3,002,490.00 | (14,700.00) |
| | | | | | <u>15,300,000.00</u> | | <u>15,300,000.00</u> | 100.388 | 15,359,376.00 | | | <u>15,312,699.00</u> | <u>15,312,699.00</u> | (46,677.00) |
| BOQ 0.63 06 May 2026 FRN | | | | | | | | | | | | | | |
| | LC109088 | 7 Jul 2021 | 0.540000 | 5,000,000.00 | 5,000,000.00 | 1.00000000 | 5,000,000.00 | 100.422 | 5,021,100.00 | 99.927000 | 99.927000 | 4,996,350.00 | 4,996,350.00 | (24,750.00) |
| | | | | | <u>5,000,000.00</u> | | <u>5,000,000.00</u> | 100.422 | 5,021,100.00 | | | <u>4,996,350.00</u> | <u>4,996,350.00</u> | (24,750.00) |
| BOQ 0.8 27 Oct 2026 FRN | | | | | | | | | | | | | | |
| | LC115705 | 25 Nov 2021 | 0.770000 | 7,000,000.00 | 7,000,000.00 | 1.00000000 | 7,000,000.00 | 100.142 | 7,009,940.00 | 100.054000 | 100.054000 | 7,003,780.00 | 7,003,780.00 | (6,160.00) |
| | LC116445 | 15 Dec 2021 | 0.740000 | 15,000,000.00 | 15,000,000.00 | 1.00000000 | 15,000,000.00 | 100.278 | 15,041,700.00 | 100.054000 | 100.054000 | 15,008,100.00 | 15,008,100.00 | (33,600.00) |
| | | | | | <u>22,000,000.00</u> | | <u>22,000,000.00</u> | 100.235 | 22,051,640.00 | | | <u>22,011,880.00</u> | <u>22,011,880.00</u> | (39,760.00) |
| BOQ 1.2 09 May 2028 COVEREDFLO | | | | | | | | | | | | | | |
| | LC167397 | 4 May 2023 | 1.100000 | 5,000,000.00 | 5,000,000.00 | 1.00000000 | 5,000,000.00 | 100.445 | 5,022,250.00 | 101.179000 | 101.179000 | 5,058,950.00 | 5,058,950.00 | 36,700.00 |
| | | | | | <u>5,000,000.00</u> | | <u>5,000,000.00</u> | 100.445 | 5,022,250.00 | | | <u>5,058,950.00</u> | <u>5,058,950.00</u> | 36,700.00 |
| BOQ 4.7 27 Jan 2027 Fixed | | | | | | | | | | | | | | |
| | LC209063 | 13 Jun 2024 | 5.130000 | 5,000,000.00 | 5,000,000.00 | 1.00000000 | 5,000,000.00 | 98.956 | 4,947,800.00 | 99.930000 | 99.930000 | 4,996,500.00 | 4,996,500.00 | 48,700.00 |
| | | | | | <u>5,000,000.00</u> | | <u>5,000,000.00</u> | 98.956 | 4,947,800.00 | | | <u>4,996,500.00</u> | <u>4,996,500.00</u> | 48,700.00 |
| CACU 1.7 21 Sep 2026 FRN | | | | | | | | | | | | | | |
| | LC180163 | 7 Sep 2023 | 1.700000 | 9,000,000.00 | 9,000,000.00 | 1.00000000 | 9,000,000.00 | 100.000 | 9,000,000.00 | 100.008000 | 100.008000 | 9,000,720.00 | 9,000,720.00 | 720.00 |
| | | | | | <u>9,000,000.00</u> | | <u>9,000,000.00</u> | 100.000 | 9,000,000.00 | | | <u>9,000,720.00</u> | <u>9,000,720.00</u> | 720.00 |
| CBA 0.7 14 Jan 2027 FRN | | | | | | | | | | | | | | |
| | LC116992 | 12 Jan 2022 | 0.700000 | 6,500,000.00 | 6,500,000.00 | 1.00000000 | 6,500,000.00 | 100.000 | 6,500,000.00 | 100.253000 | 100.253000 | 6,516,445.00 | 6,516,445.00 | 16,445.00 |
| | | | | | <u>6,500,000.00</u> | | <u>6,500,000.00</u> | 100.000 | 6,500,000.00 | | | <u>6,516,445.00</u> | <u>6,516,445.00</u> | 16,445.00 |
| CUA 0.68 22 Apr 2026 FRN | | | | | | | | | | | | | | |
| | LC105450 | 13 Apr 2021 | 0.680000 | 11,000,000.00 | 11,000,000.00 | 1.00000000 | 11,000,000.00 | 100.000 | 11,000,000.00 | 99.874000 | 99.874000 | 10,986,140.00 | 10,986,140.00 | (13,860.00) |
| | | | | | <u>11,000,000.00</u> | | <u>11,000,000.00</u> | 100.000 | 11,000,000.00 | | | <u>10,986,140.00</u> | <u>10,986,140.00</u> | (13,860.00) |



Investment Report Pack
Central Coast Council
1 December 2024 to 31 December 2024

| Security | Acquisition Deal | Acquisition Date | Acquisition Yield/ Interest Rate | Acquisition Face Value Original | Balance Face Value Original | Bond Factor Current | Balance Face Value Current | Acquisition Capital Price | Acquisition Capital Consideration | Current Capital Price | CCP For Discount Securities | Current Capital Consideration | Current Capital Consideration Adjusted | Unrealised Capital Gain (Loss) |
|----------------------------|------------------|------------------|----------------------------------|---------------------------------|-----------------------------|---------------------|----------------------------|---------------------------|-----------------------------------|-----------------------|-----------------------------|-------------------------------|--|--------------------------------|
| CUA 1.58 01 Dec 2025 FRN | | | | | | | | | | | | | | |
| | LC157929 | 25 Nov 2022 | 1.580000 | 3,500,000.00 | 3,500,000.00 | 1.00000000 | 3,500,000.00 | 100.000 | 3,500,000.00 | 100.783000 | 100.783000 | 3,527,405.00 | 3,527,405.00 | 27,405.00 |
| | | | | | 3,500,000.00 | | 3,500,000.00 | 100.000 | 3,500,000.00 | | | 3,527,405.00 | 3,527,405.00 | 27,405.00 |
| CUA 1.6 23 Oct 2026 FRN | | | | | | | | | | | | | | |
| | LC190930 | 17 Jan 2024 | 1.490000 | 2,500,000.00 | 2,500,000.00 | 1.00000000 | 2,500,000.00 | 100.279 | 2,506,975.00 | 101.261000 | 101.261000 | 2,531,525.00 | 2,531,525.00 | 24,550.00 |
| | | | | | 2,500,000.00 | | 2,500,000.00 | 100.279 | 2,506,975.00 | | | 2,531,525.00 | 2,531,525.00 | 24,550.00 |
| CUA 1.65 09 Feb 2027 FRN | | | | | | | | | | | | | | |
| | LC179275 | 4 Sep 2023 | 1.300000 | 5,000,000.00 | 5,000,000.00 | 1.00000000 | 5,000,000.00 | 101.100 | 5,055,000.00 | 101.461000 | 101.461000 | 5,073,050.00 | 5,073,050.00 | 18,050.00 |
| | LC181165 | 27 Sep 2023 | 1.280000 | 7,500,000.00 | 7,500,000.00 | 1.00000000 | 7,500,000.00 | 101.140 | 7,585,500.00 | 101.461000 | 101.461000 | 7,609,575.00 | 7,609,575.00 | 24,075.00 |
| | | | | | 12,500,000.00 | | 12,500,000.00 | 101.124 | 12,640,500.00 | | | 12,682,625.00 | 12,682,625.00 | 42,125.00 |
| JUDO 6.4 26 Sep 2025 Fixed | | | | | | | | | | | | | | |
| | LC165395 | 28 Mar 2023 | 6.000000 | 5,000,000.00 | 5,000,000.00 | 1.00000000 | 5,000,000.00 | 100.911 | 5,045,550.00 | 99.995000 | 99.995000 | 4,999,750.00 | 4,999,750.00 | (45,800.00) |
| | LC190925 | 17 Jan 2024 | 6.350000 | 3,630,000.00 | 3,630,000.00 | 1.00000000 | 3,630,000.00 | 100.067 | 3,632,432.10 | 99.995000 | 99.995000 | 3,629,818.50 | 3,629,818.50 | (2,613.60) |
| | | | | | 8,630,000.00 | | 8,630,000.00 | 100.556 | 8,677,982.10 | | | 8,629,568.50 | 8,629,568.50 | (48,413.60) |
| MACQ 0.48 09 Dec 2025 FRN | | | | | | | | | | | | | | |
| | LC103204 | 2 Mar 2021 | 0.470000 | 10,000,000.00 | 10,000,000.00 | 1.00000000 | 10,000,000.00 | 100.046 | 10,004,600.00 | 100.024000 | 100.024000 | 10,002,400.00 | 10,002,400.00 | (2,200.00) |
| | LX105597 | 15 Apr 2021 | 0.540000 | 10,000,000.00 | 10,000,000.00 | 1.00000000 | 10,000,000.00 | 99.733 | 9,973,300.00 | 100.024000 | 100.024000 | 10,002,400.00 | 10,002,400.00 | 29,100.00 |
| | | | | | 20,000,000.00 | | 20,000,000.00 | 99.890 | 19,977,900.00 | | | 20,004,800.00 | 20,004,800.00 | 26,900.00 |
| MACQ 1.7 12 Feb 2025 Fixed | | | | | | | | | | | | | | |
| | LC100341 | 12 Jan 2021 | 0.610000 | 15,000,000.00 | 15,000,000.00 | 1.00000000 | 15,000,000.00 | 104.384 | 15,657,600.00 | 99.635000 | 99.635000 | 14,945,250.00 | 14,945,250.00 | (712,350.00) |
| | LC100354 | 12 Jan 2021 | 0.610000 | 10,000,000.00 | 10,000,000.00 | 1.00000000 | 10,000,000.00 | 104.384 | 10,438,400.00 | 99.635000 | 99.635000 | 9,963,500.00 | 9,963,500.00 | (474,900.00) |
| | | | | | 25,000,000.00 | | 25,000,000.00 | 104.384 | 26,096,000.00 | | | 24,908,750.00 | 24,908,750.00 | (1,187,250.00) |
| MYS 0.65 16 Jun 2025 FRN | | | | | | | | | | | | | | |
| | LC107738 | 7 Jun 2021 | 0.650000 | 9,500,000.00 | 9,500,000.00 | 1.00000000 | 9,500,000.00 | 100.000 | 9,500,000.00 | 99.941000 | 99.941000 | 9,494,395.00 | 9,494,395.00 | (5,605.00) |
| | | | | | 9,500,000.00 | | 9,500,000.00 | 100.000 | 9,500,000.00 | | | 9,494,395.00 | 9,494,395.00 | (5,605.00) |
| MYS 1.3 13 Oct 2025 FRN | | | | | | | | | | | | | | |
| | LC155063 | 6 Oct 2022 | 1.300000 | 10,000,000.00 | 10,000,000.00 | 1.00000000 | 10,000,000.00 | 100.000 | 10,000,000.00 | 100.341000 | 100.341000 | 10,034,100.00 | 10,034,100.00 | 34,100.00 |
| | | | | | 10,000,000.00 | | 10,000,000.00 | 100.000 | 10,000,000.00 | | | 10,034,100.00 | 10,034,100.00 | 34,100.00 |
| NAB 0.41 24 Aug 2026 FRN | | | | | | | | | | | | | | |
| | LC112610 | 16 Sep 2021 | 0.380000 | 7,000,000.00 | 7,000,000.00 | 1.00000000 | 7,000,000.00 | 100.143 | 7,010,010.00 | 99.845000 | 99.845000 | 6,989,150.00 | 6,989,150.00 | (20,860.00) |
| | | | | | 7,000,000.00 | | 7,000,000.00 | 100.143 | 7,010,010.00 | | | 6,989,150.00 | 6,989,150.00 | (20,860.00) |
| NPBS 0.63 04 Mar 2026 FRN | | | | | | | | | | | | | | |
| | LC103141 | 2 Mar 2021 | 0.580000 | 1,000,000.00 | 1,000,000.00 | 1.00000000 | 1,000,000.00 | 100.242 | 1,002,420.00 | 99.830000 | 99.830000 | 998,300.00 | 998,300.00 | (4,120.00) |
| | | | | | 1,000,000.00 | | 1,000,000.00 | 100.242 | 1,002,420.00 | | | 998,300.00 | 998,300.00 | (4,120.00) |



Investment Report Pack
Central Coast Council
1 December 2024 to 31 December 2024

| Security | Acquisition Deal | Acquisition Date | Acquisition Yield/ Interest Rate | Acquisition Face Value Original | Balance Face Value Original | Bond Factor Current | Balance Face Value Current | Acquisition Capital Price | Acquisition Capital Consideration | Current Capital Price | CCP For Discount Securities | Current Capital Consideration | Current Capital Consideration Adjusted | Unrealised Capital Gain (Loss) |
|--|------------------|------------------|----------------------------------|---------------------------------|-----------------------------|---------------------|----------------------------|---------------------------|-----------------------------------|-----------------------|-----------------------------|-------------------------------|--|--------------------------------|
| NPBS 1 10 Feb 2027 FRN | | | | | | | | | | | | | | |
| | LC137829 | 30 Mar 2022 | 1.050000 | 3,100,000.00 | 3,100,000.00 | 1.00000000 | 3,100,000.00 | 99.781 | 3,093,211.00 | 100.027000 | 100.027000 | 3,100,837.00 | 3,100,837.00 | 7,626.00 |
| | LX190938 | 17 Jan 2024 | 1.400300 | 10,000,000.00 | 10,000,000.00 | 1.00000000 | 10,000,000.00 | 98.879 | 9,887,900.00 | 100.027000 | 100.027000 | 10,002,700.00 | 10,002,700.00 | 114,800.00 |
| | | | | | 13,100,000.00 | | 13,100,000.00 | 99.092 | 12,981,111.00 | | | 13,103,537.00 | 13,103,537.00 | 122,426.00 |
| NSWTC 1.25 20 Mar 2025 Fixed | | | | | | | | | | | | | | |
| | LC141827 | 14 Nov 2019 | 1.245300 | 2,000,000.00 | 2,000,000.00 | 1.00000000 | 2,000,000.00 | 100.025 | 2,000,500.00 | 99.343000 | 99.343000 | 1,986,860.00 | 1,986,860.00 | (13,640.00) |
| | | | | | 2,000,000.00 | | 2,000,000.00 | 100.025 | 2,000,500.00 | | | 1,986,860.00 | 1,986,860.00 | (13,640.00) |
| NSWTC 3 15 Nov 2028 Fixed | | | | | | | | | | | | | | |
| | LC142120 | 15 Nov 2018 | 3.235000 | 15,000,000.00 | 15,000,000.00 | 1.00000000 | 15,000,000.00 | 98.006 | 14,700,900.00 | 96.011000 | 96.011000 | 14,401,650.00 | 14,401,650.00 | (299,250.00) |
| | | | | | 15,000,000.00 | | 15,000,000.00 | 98.006 | 14,700,900.00 | | | 14,401,650.00 | 14,401,650.00 | (299,250.00) |
| NTTC 1.4 15 Dec 2026 - Issued 26 August 2021 - CCC Fixed | | | | | | | | | | | | | | |
| | LC111486 | 26 Aug 2021 | 1.400000 | 5,000,000.00 | 5,000,000.00 | 1.00000000 | 5,000,000.00 | 100.000 | 5,000,000.00 | 100.000000 | 100.000000 | 5,000,000.00 | 5,000,000.00 | 0.00 |
| | | | | | 5,000,000.00 | | 5,000,000.00 | 100.000 | 5,000,000.00 | | | 5,000,000.00 | 5,000,000.00 | 0.00 |
| PCU 1.15 08 Nov 2027 FRN | | | | | | | | | | | | | | |
| | LC229250 | 12 Dec 2024 | 1.060200 | 2,000,000.00 | 2,000,000.00 | 1.00000000 | 2,000,000.00 | 100.241 | 2,004,820.00 | 99.844000 | 99.844000 | 1,996,880.00 | 1,996,880.00 | (7,940.00) |
| | | | | | 2,000,000.00 | | 2,000,000.00 | 100.241 | 2,004,820.00 | | | 1,996,880.00 | 1,996,880.00 | (7,940.00) |
| PCU 1.55 17 Nov 2026 FRN | | | | | | | | | | | | | | |
| | LX185851 | 14 Nov 2023 | 1.550000 | 5,000,000.00 | 5,000,000.00 | 1.00000000 | 5,000,000.00 | 100.000 | 5,000,000.00 | 100.790000 | 100.790000 | 5,039,500.00 | 5,039,500.00 | 39,500.00 |
| | | | | | 5,000,000.00 | | 5,000,000.00 | 100.000 | 5,000,000.00 | | | 5,039,500.00 | 5,039,500.00 | 39,500.00 |
| Qld Police 1.35 19 May 2025 FRN | | | | | | | | | | | | | | |
| | LC143209 | 10 May 2022 | 1.350000 | 5,000,000.00 | 5,000,000.00 | 1.00000000 | 5,000,000.00 | 100.000 | 5,000,000.00 | 100.219000 | 100.219000 | 5,010,950.00 | 5,010,950.00 | 10,950.00 |
| | | | | | 5,000,000.00 | | 5,000,000.00 | 100.000 | 5,000,000.00 | | | 5,010,950.00 | 5,010,950.00 | 10,950.00 |
| Qld Police 1.65 01 Dec 2026 FRN | | | | | | | | | | | | | | |
| | LC187340 | 27 Nov 2023 | 1.650000 | 10,000,000.00 | 10,000,000.00 | 1.00000000 | 10,000,000.00 | 100.000 | 10,000,000.00 | 101.298000 | 101.298000 | 10,129,800.00 | 10,129,800.00 | 129,800.00 |
| | | | | | 10,000,000.00 | | 10,000,000.00 | 100.000 | 10,000,000.00 | | | 10,129,800.00 | 10,129,800.00 | 129,800.00 |
| Qld Police 1.65 18 Sep 2026 FRN | | | | | | | | | | | | | | |
| | LC180295 | 12 Sep 2023 | 1.650000 | 9,500,000.00 | 9,500,000.00 | 1.00000000 | 9,500,000.00 | 100.000 | 9,500,000.00 | 101.235000 | 101.235000 | 9,617,325.00 | 9,617,325.00 | 117,325.00 |
| | | | | | 9,500,000.00 | | 9,500,000.00 | 100.000 | 9,500,000.00 | | | 9,617,325.00 | 9,617,325.00 | 117,325.00 |
| Qld Police 1.7 16 Jun 2026 FRN | | | | | | | | | | | | | | |
| | LC169762 | 8 Jun 2023 | 1.700000 | 4,500,000.00 | 4,500,000.00 | 1.00000000 | 4,500,000.00 | 100.000 | 4,500,000.00 | 101.157000 | 101.157000 | 4,552,065.00 | 4,552,065.00 | 52,065.00 |
| | | | | | 4,500,000.00 | | 4,500,000.00 | 100.000 | 4,500,000.00 | | | 4,552,065.00 | 4,552,065.00 | 52,065.00 |
| Qld Police 1.75 06 Dec 2025 FRN | | | | | | | | | | | | | | |
| | LC157906 | 23 Nov 2022 | 1.750000 | 10,000,000.00 | 10,000,000.00 | 1.00000000 | 10,000,000.00 | 100.000 | 10,000,000.00 | 100.833000 | 100.833000 | 10,083,300.00 | 10,083,300.00 | 83,300.00 |
| | | | | | 10,000,000.00 | | 10,000,000.00 | 100.000 | 10,000,000.00 | | | 10,083,300.00 | 10,083,300.00 | 83,300.00 |



Investment Report Pack
Central Coast Council
1 December 2024 to 31 December 2024

| Security | Acquisition Deal | Acquisition Date | Acquisition Yield/ Interest Rate | Acquisition Face Value Original | Balance Face Value Original | Bond Factor Current | Balance Face Value Current | Acquisition Capital Price | Acquisition Capital Consideration | Current Capital Price | CCP For Discount Securities | Current Capital Consideration | Current Capital Consideration Adjusted | Unrealised Capital Gain (Loss) |
|--------------------------------|------------------|------------------|----------------------------------|---------------------------------|-----------------------------|---------------------|----------------------------|---------------------------|-----------------------------------|-----------------------|-----------------------------|-------------------------------|--|--------------------------------|
| RACB 1.5 24 Feb 2026 FRN | | | | | | | | | | | | | | |
| | LC169099 | 31 May 2023 | 1.500000 | 3,750,000.00 | 3,750,000.00 | 1.00000000 | 3,750,000.00 | 99.988 | 3,749,550.00 | 100.585000 | 100.585000 | 3,771,937.50 | 3,771,937.50 | 22,387.50 |
| | LC188379 | 7 Dec 2023 | 1.480000 | 2,750,000.00 | 2,750,000.00 | 1.00000000 | 2,750,000.00 | 100.048 | 2,751,320.00 | 100.585000 | 100.585000 | 2,766,087.50 | 2,766,087.50 | 14,767.50 |
| | | | | | 6,500,000.00 | | 6,500,000.00 | 100.013 | 6,500,870.00 | | | 6,538,025.00 | 6,538,025.00 | 37,155.00 |
| SunBank 0.45 24 Feb 2026 FRN | | | | | | | | | | | | | | |
| | LC112608 | 16 Sep 2021 | 0.410000 | 5,000,000.00 | 5,000,000.00 | 1.00000000 | 5,000,000.00 | 100.173 | 5,008,650.00 | 99.977000 | 99.977000 | 4,998,850.00 | 4,998,850.00 | (9,800.00) |
| | | | | | 5,000,000.00 | | 5,000,000.00 | 100.173 | 5,008,650.00 | | | 4,998,850.00 | 4,998,850.00 | (9,800.00) |
| SunBank 0.48 15 Sep 2026 FRN | | | | | | | | | | | | | | |
| | LC112472 | 9 Sep 2021 | 0.406300 | 2,900,000.00 | 2,900,000.00 | 1.00000000 | 2,900,000.00 | 100.340 | 2,909,860.00 | 99.850000 | 99.850000 | 2,895,650.00 | 2,895,650.00 | (14,210.00) |
| | LC113804 | 13 Oct 2021 | 0.510000 | 10,000,000.00 | 10,000,000.00 | 1.00000000 | 10,000,000.00 | 99.858 | 9,985,800.00 | 99.850000 | 99.850000 | 9,985,000.00 | 9,985,000.00 | (800.00) |
| | | | | | 12,900,000.00 | | 12,900,000.00 | 99.966 | 12,895,660.00 | | | 12,880,650.00 | 12,880,650.00 | (15,010.00) |
| SunBank 0.78 25 Jan 2027 FRN | | | | | | | | | | | | | | |
| | LC117127 | 18 Jan 2022 | 0.780000 | 13,000,000.00 | 13,000,000.00 | 1.00000000 | 13,000,000.00 | 100.000 | 13,000,000.00 | 100.297000 | 100.297000 | 13,038,610.00 | 13,038,610.00 | 38,610.00 |
| | | | | | 13,000,000.00 | | 13,000,000.00 | 100.000 | 13,000,000.00 | | | 13,038,610.00 | 13,038,610.00 | 38,610.00 |
| TMB 0.68 16 Jun 2026 FRN | | | | | | | | | | | | | | |
| | LC137828 | 30 Mar 2022 | 1.079900 | 1,700,000.00 | 1,700,000.00 | 1.00000000 | 1,700,000.00 | 98.445 | 1,673,565.00 | 99.787000 | 99.787000 | 1,696,379.00 | 1,696,379.00 | 22,814.00 |
| | | | | | 1,700,000.00 | | 1,700,000.00 | 98.445 | 1,673,565.00 | | | 1,696,379.00 | 1,696,379.00 | 22,814.00 |
| TMB 1.3 21 Jun 2027 FRN | | | | | | | | | | | | | | |
| | LC213714 | 1 Aug 2024 | 1.140000 | 10,000,000.00 | 10,000,000.00 | 1.00000000 | 10,000,000.00 | 100.430 | 10,043,000.00 | 100.749000 | 100.749000 | 10,074,900.00 | 10,074,900.00 | 31,900.00 |
| | | | | | 10,000,000.00 | | 10,000,000.00 | 100.430 | 10,043,000.00 | | | 10,074,900.00 | 10,074,900.00 | 31,900.00 |
| TMB 1.5 28 Oct 2025 FRN | | | | | | | | | | | | | | |
| | LC181158 | 27 Sep 2023 | 1.170000 | 2,000,000.00 | 2,000,000.00 | 1.00000000 | 2,000,000.00 | 100.661 | 2,013,220.00 | 100.646000 | 100.646000 | 2,012,920.00 | 2,012,920.00 | (300.00) |
| | | | | | 2,000,000.00 | | 2,000,000.00 | 100.661 | 2,013,220.00 | | | 2,012,920.00 | 2,012,920.00 | (300.00) |
| UBS Aust 0.5 26 Feb 2026 FRN | | | | | | | | | | | | | | |
| | LC103200 | 2 Mar 2021 | 0.480000 | 6,800,000.00 | 6,800,000.00 | 1.00000000 | 6,800,000.00 | 100.098 | 6,806,664.00 | 99.969000 | 99.969000 | 6,797,892.00 | 6,797,892.00 | (8,772.00) |
| | LC103543 | 9 Mar 2021 | 0.480000 | 12,000,000.00 | 12,000,000.00 | 1.00000000 | 12,000,000.00 | 100.096 | 12,011,520.00 | 99.969000 | 99.969000 | 11,996,280.00 | 11,996,280.00 | (15,240.00) |
| | | | | | 18,800,000.00 | | 18,800,000.00 | 100.097 | 18,818,184.00 | | | 18,794,172.00 | 18,794,172.00 | (24,012.00) |
| UBS Aust 0.87 30 Jul 2025 FRN | | | | | | | | | | | | | | |
| | LC100676 | 22 Jan 2021 | 0.403100 | 5,000,000.00 | 5,000,000.00 | 1.00000000 | 5,000,000.00 | 102.081 | 5,104,050.00 | 100.271000 | 100.271000 | 5,013,550.00 | 5,013,550.00 | (90,500.00) |
| | LC104737 | 1 Apr 2021 | 0.510000 | 5,000,000.00 | 5,000,000.00 | 1.00000000 | 5,000,000.00 | 101.511 | 5,075,550.00 | 100.271000 | 100.271000 | 5,013,550.00 | 5,013,550.00 | (62,000.00) |
| | | | | | 10,000,000.00 | | 10,000,000.00 | 101.796 | 10,179,600.00 | | | 10,027,100.00 | 10,027,100.00 | (152,500.00) |
| UBS Aust 1.2 30 Jul 2025 Fixed | | | | | | | | | | | | | | |
| | LC100329 | 12 Jan 2021 | 0.650000 | 4,000,000.00 | 4,000,000.00 | 1.00000000 | 4,000,000.00 | 102.458 | 4,098,320.00 | 98.045000 | 98.045000 | 3,921,800.00 | 3,921,800.00 | (176,520.00) |
| | | | | | 4,000,000.00 | | 4,000,000.00 | 102.458 | 4,098,320.00 | | | 3,921,800.00 | 3,921,800.00 | (176,520.00) |



Investment Report Pack
Central Coast Council
1 December 2024 to 31 December 2024

| Security | Acquisition Deal | Acquisition Date | Acquisition Yield/ Interest Rate | Acquisition Face Value Original | Balance Face Value Original | Bond Factor Current | Balance Face Value Current | Acquisition Capital Price | Acquisition Capital Consideration | Current Capital Price | CCP For Discount Securities | Current Capital Consideration | Current Capital Consideration Adjusted | Unrealised Capital Gain (Loss) |
|---|------------------|------------------|----------------------------------|---------------------------------|-----------------------------|---------------------|----------------------------|---------------------------|-----------------------------------|-----------------------|-----------------------------|-------------------------------|--|--------------------------------|
| UBS Aust 1.55 12 May 2028 FRN | | | | | | | | | | | | | | |
| | LC169097 | 31 May 2023 | 1.400000 | 2,600,000.00 | 2,600,000.00 | 1.00000000 | 2,600,000.00 | 100.635 | 2,616,510.00 | 102.296000 | 102.296000 | 2,659,696.00 | 2,659,696.00 | 43,186.00 |
| | LC179277 | 4 Sep 2023 | 1.200000 | 5,000,000.00 | 5,000,000.00 | 1.00000000 | 5,000,000.00 | 101.459 | 5,072,950.00 | 102.296000 | 102.296000 | 5,114,800.00 | 5,114,800.00 | 41,850.00 |
| | | | | | 7,600,000.00 | | 7,600,000.00 | 101.177 | 7,689,460.00 | | | 7,774,496.00 | 7,774,496.00 | 85,036.00 |
| Westpac 0.7 25 Jan 2027 FRN | | | | | | | | | | | | | | |
| | LC117174 | 19 Jan 2022 | 0.700000 | 16,000,000.00 | 16,000,000.00 | 1.00000000 | 16,000,000.00 | 100.000 | 16,000,000.00 | 100.238000 | 100.238000 | 16,038,080.00 | 16,038,080.00 | 38,080.00 |
| | | | | | 16,000,000.00 | | 16,000,000.00 | 100.000 | 16,000,000.00 | | | 16,038,080.00 | 16,038,080.00 | 38,080.00 |
| | | | | | | | | | | | | | | (1,019,159.10) |
| Note: The summary values for Acquisition Capital Price are the weighted average acquisition capital prices based upon the Balance Face Value Current for each security. | | | | | | | | | | | | | | |



11b. Unrealised Unit/Share Capital Gains (Losses) As At 31 December 2024

No unrealised gains or losses (for unit trusts and shares) to report for entered period.



12. Associated Cash Statement for Settlement Period 1 December 2024 to 31 December 2024 inclusive

No associated cash transactions to report for entered period.



13. Tax Summary For 1 December 2024 to 31 December 2024

| | |
|--|--------------|
| Interest Income | 3,173,155.37 |
| Realised Gains (Losses) - Fixed Interest Dealing | 0.00 |
| Realised Gains (Losses) - Principal Repayments | 0.00 |
| Total | 3,173,155.37 |



Investment Report Pack
 Central Coast Council
 1 December 2024 to 31 December 2024

Disclaimer:

Laminar Capital Pty Ltd ABN 33 134 784 740 (AFSL 476686), its officers, employees, agents and associates ("Associates") from time to time hold interests in securities of, or earn brokerage, fees and other benefits from, corporations or investment vehicles referred to in documents provided to clients. All information contained herein is confidential and proprietary to Laminar Capital and, accordingly, this material is not to be reproduced in whole or in part or used for any purpose except as authorised by Laminar Capital. It is to be treated as strictly confidential and not disclosed directly or indirectly to any other person, firm or entity.

Distribution of this information to anyone other than the original recipient and that party's advisers is unauthorised. Any reproduction of these materials, in whole or in part, or the divulgence of any of its contents, without the prior consent of Laminar Capital is prohibited. Any securities recommendation or comments (including an opinion) contained in this document is general advice only and does not take into account your personal objectives, financial situation or needs. Laminar Capital is not acting in a fiduciary capacity. Recommendations or statements of opinion expressed may change without notice. You should not act on a recommendation or statement of opinion without first considering the appropriateness of the general advice to your personal circumstances or consulting your investment advisor to determine whether the recommendation or statement of opinion is appropriate for your investment objectives, financial situation or needs.

Laminar Capital believes that the information contained in this document is accurate when issued. Laminar Capital does not warrant that the information contained herein is accurate, reliable, complete or up-to-date, and, to the fullest extent permitted by law, disclaims all liability of Laminar Capital and its Associates for any loss or damage suffered by any person by reason of the use by that person of, or their reliance on, any information contained in this document or any error or defect in this document, whether arising from the negligence of Laminar Capital or its Associates or otherwise. No action should be taken on the basis of or in reliance on the information, opinions or conclusions contained in this document.

Laminar Capital acts as principal when we buy and sell fixed interest securities in the secondary markets. The yield that we quote to you incorporates any margin that we may receive. The margin is the difference between the price at which we, as principal, buy the security and the price at which we sell the security to you. Laminar Capital may also receive placement fees from Issuers for distributing securities on their behalf.

This document is not, and is not intended to be, an offer or invitation for subscription or sale, or a recommendation, with respect to any securities, nor is it to form the basis of any contract or commitment. This document does not purport to identify the nature of the specific market or other risks associated with these products. Before entering into any transaction in relation to the products, the investor should ensure that it fully understands the terms of the products and the transaction, relevant risk factors, the nature and extent of the investor's risk of loss and the nature of the contractual relationship into which the investor is entering. Prior to investing in these products, an investor should determine, based on its own independent review and such professional advice as it deems appropriate, the economic risks and merits, the legal, tax accounting characteristics and risk, and the consequences of an investment in them. This is not a substantive commentary or analysis by Laminar Capital and has not been prepared as a research product or comments by a research analyst.

LAMINAR CAPITAL PTY LTD
 ACN 134 784 740
 WWW.LAMINARCAPITAL.COM.AU

MELBOURNE OFFICE: LEVEL 5 RIALTO NORTH, 525 COLLINS STREET, MELBOURNE, VIC 3000 T 61 3 9001 6990 F 61 3 9001 6933
 SYDNEY OFFICE: LEVEL 18 ANGEL PLACE, 123 PITT STREET, SYDNEY NSW, 2000 T 61 2 8094 1230
 BRISBANE OFFICE: LEVEL 15 CENTRAL PLAZA 1, 345 QUEEN STREET, BRISBANE QLD, 4000 T 61 7 3123 5370

Report Code: TEPACK020EXT-01.87
 Report Description: Investment Report Pack
 Parameters:
 Trading Entity: Central Coast Council
 Trading Book: Central Coast Council
 Settlement Date Base
 History Start Date: 1 Jan 2000
 Income Expense Status: Authorised
 FI Deal Status: Contract
 Exclude Cash
 Exclude Unallocated Cash
 Exclude Negative Unit Holdings

| Central Coast Council Summary of Investments as at 31-January-2025 | | | | | | | |
|---|------------------------|-------------------|------------------|---------------|----------------------|-------------------------------|-----------------|
| Financial Institution | Type of Investment | Short Term Rating | Long Term Rating | Maturity Date | Portfolio Balance \$ | As a % of the total Portfolio | Interest Rate % |
| CASH AT CALL: | | | | | | | |
| Commonwealth Bank of Australia | Business On-line Saver | A-1+ | AA | Daily | 5,008,942 | 0.65% | 4.35% |
| AMP limited | At Call | A-2 | BBB | Daily | 6,482 | 0.00% | 5.20% |
| Total Cash At Call | | | | | 5,015,423 | 0.65% | |
| TERM DEPOSITS, FLOATING RATE NOTES & BONDS: | | | | | | | |
| Macquarie Bank | Bonds | A-1 | A | 12-Feb-2025 | 25,000,000 | 3.22% | 1.70% |
| Auswide Bank | Floating Rate Note | A3 | BBB | 14-Feb-2025 | 5,000,000 | 0.64% | 5.18% |
| Auswide Bank | Floating Rate Note | A3 | BBB | 17-Mar-2025 | 5,000,000 | 0.64% | 5.37% |
| NSW Treasury Corporation | Bonds | A-1+ | AA | 20-Mar-2025 | 2,000,000 | 0.26% | 1.25% |
| QPCU LTD t/a QBANK | Floating Rate Note | A3 | BBB | 19-May-2025 | 5,000,000 | 0.64% | 5.78% |
| Auswide Bank | Floating Rate Note | A3 | BBB | 10-Jun-2025 | 5,000,000 | 0.64% | 5.74% |
| Bank of Queensland | Term Deposit | A-2 | A | 16-Jun-2025 | 10,000,000 | 1.29% | 1.53% |
| MyState Bank | Floating Rate Note | P-2 | BBB | 16-Jun-2025 | 9,500,000 | 1.22% | 5.11% |
| UBS Australia Limited | Bonds | A | A | 30-Jul-2025 | 4,000,000 | 0.52% | 1.20% |
| UBS Australia Limited | Floating Rate Note | A | A | 30-Jul-2025 | 10,000,000 | 1.29% | 5.13% |
| MyState Bank | Floating Rate Note | P-2 | BBB | 13-Oct-2025 | 10,000,000 | 1.29% | 5.64% |
| Credit Union Australia Ltd t/as Great Southern Bank | Floating Rate Note | A2 | BBB | 01-Dec-2025 | 3,500,000 | 0.45% | 6.02% |
| Bendigo and Adelaide Bank | Floating Rate Note | A-2 | A | 02-Dec-2025 | 35,500,000 | 4.58% | 4.96% |
| QPCU LTD t/a QBANK | Floating Rate Note | A3 | BBB | 06-Dec-2025 | 10,000,000 | 1.29% | 6.18% |
| Macquarie Bank | Floating Rate Note | A-1 | A | 09-Dec-2025 | 20,000,000 | 2.58% | 4.92% |
| SunCorp Bank | Floating Rate Note | A | AA | 24-Feb-2026 | 5,000,000 | 0.64% | 4.87% |
| UBS Australia Limited | Floating Rate Note | A | A | 26-Feb-2026 | 18,800,000 | 2.42% | 4.92% |
| Newcastle Permanent Building Society | Floating Rate Note | A-2 | BBB | 04-Mar-2026 | 1,000,000 | 0.13% | 5.05% |
| Credit Union Australia | Floating Rate Note | A2 | BBB | 22-Apr-2026 | 11,000,000 | 1.42% | 5.01% |
| Bank of Queensland | Floating Rate Note | A-2 | A | 06-May-2026 | 5,000,000 | 0.64% | 5.05% |
| Teachers Mutual Bank | Floating Rate Note | A2 | BBB | 16-Jun-2026 | 1,700,000 | 0.22% | 5.14% |
| QPCU LTD t/a QBANK | Floating Rate Note | A3 | BBB | 16-Jun-2026 | 4,500,000 | 0.58% | 6.16% |
| Bendigo and Adelaide Bank | Floating Rate Note | A-2 | A | 18-Jun-2026 | 15,300,000 | 1.97% | 5.12% |
| Bank of Queensland | Term Deposit | A-2 | A | 08-Jul-2026 | 5,000,000 | 0.64% | 4.96% |
| Bank of Queensland | Floating Rate Note | A-2 | A | 22-Jul-2026 | 3,000,000 | 0.39% | 4.91% |
| National Australia Bank | Floating Rate Note | A-1+ | AA | 24-Aug-2026 | 7,000,000 | 0.90% | 4.83% |
| Suncorp Bank | Floating Rate Note | A | AA | 15-Sep-2026 | 12,900,000 | 1.66% | 4.94% |
| Bank of Queensland | Floating Rate Note | A-2 | A | 27-Oct-2026 | 22,000,000 | 2.84% | 5.09% |
| Northern Territory Treasury Corporation | Bonds | A | AA | 15-Dec-2026 | 5,000,000 | 0.64% | 1.40% |
| Commonwealth Bank of Australia | Floating Rate Note | A-1+ | AA | 14-Jan-2027 | 6,500,000 | 0.84% | 5.04% |
| Suncorp Bank | Floating Rate Note | A | AA | 25-Jan-2027 | 13,000,000 | 1.68% | 5.07% |
| Westpac Banking Corporation | Floating Rate Note | A-1+ | AA | 25-Jan-2027 | 16,000,000 | 2.06% | 4.99% |
| Bank Australia Limited | Floating Rate Note | A2 | BBB | 22-Feb-2027 | 9,250,000 | 1.19% | 5.97% |
| Auswide Bank | Floating Rate Note | A3 | BBB | 17-Mar-2027 | 4,500,000 | 0.58% | 5.97% |
| Bank of Queensland | Floating Rate Note | A-2 | A | 09-May-2028 | 5,000,000 | 0.64% | 5.61% |
| NSW Treasury Corporation | Bonds | A-1+ | AA | 15-Nov-2028 | 15,000,000 | 1.93% | 3.00% |
| UBS Australia Limited | Floating Rate Note | A | A | 12-May-2028 | 7,600,000 | 0.98% | 5.97% |
| QPCU LTD t/a QBANK | Floating Rate Note | A3 | BBB | 18-Sep-2026 | 9,500,000 | 1.22% | 6.12% |
| Illawarra Credit Union Ltd | Floating Rate Note | A3 | BBB | 21-Sep-2026 | 9,000,000 | 1.16% | 6.15% |
| Teachers Mutual Bank | Floating Rate Note | A2 | BBB | 28-Oct-2025 | 2,000,000 | 0.26% | 5.79% |
| Credit Union Australia Ltd t/as Great Southern Bank | Floating Rate Note | A2 | BBB | 09-Feb-2027 | 12,500,000 | 1.61% | 6.06% |
| Police Bank Ltd | Floating Rate Note | A2 | BBB | 17-Nov-2026 | 5,000,000 | 0.64% | 5.98% |
| QPCU LTD t/a QBANK | Floating Rate Note | A3 | BBB | 01-Dec-2026 | 10,000,000 | 1.29% | 6.09% |
| Members Banking Group Limited t/as RACQ Bank | Floating Rate Note | A2 | BBB | 24-Feb-2026 | 6,500,000 | 0.84% | 5.92% |
| Auswide Bank | Floating Rate Note | A3 | BBB | 07-Nov-2025 | 9,750,000 | 1.26% | 5.92% |
| Judo Bank | Bonds | A3 | BBB | 26-Sep-2025 | 8,630,000 | 1.11% | 6.40% |
| Newcastle Permanent Building Society | Floating Rate Note | A-2 | BBB | 10-Feb-2027 | 13,100,000 | 1.69% | 5.41% |
| Credit Union Australia Ltd t/as Great Southern Bank | Floating Rate Note | A2 | BBB | 23-Oct-2026 | 2,500,000 | 0.32% | 5.93% |
| BankVic | Term Deposit | A2 | BBB | 19-Nov-2025 | 5,000,000 | 0.64% | 5.25% |
| Police and Nurses bank | Term Deposit | A2 | BBB | 30-May-2025 | 5,000,000 | 0.64% | 5.35% |
| National Australia Bank | Term Deposit | A-1+ | AA | 30-Apr-2025 | 5,000,000 | 0.64% | 5.25% |
| Maitland Mutual Ltd / TA the Mutual Bank | Term Deposit | A2 | BBB | 16-Apr-2025 | 5,000,000 | 0.64% | 5.30% |

| Central Coast Council Summary of Investments as at 31-January-2025 | | | | | | | |
|---|--------------------|-------------------|------------------|---------------|----------------------|-------------------------------|-----------------|
| Financial Institution | Type of Investment | Short Term Rating | Long Term Rating | Maturity Date | Portfolio Balance \$ | As a % of the total Portfolio | Interest Rate % |
| Judo Bank | Term Deposit | A3 | BBB | 05-Mar-2025 | 5,000,000 | 0.64% | 5.25% |
| Bank Australia Limited | Floating Rate Note | A2 | BBB | 21-Feb-2028 | 10,000,000 | 1.29% | 1.70% |
| National Australia Bank | Term Deposit | A-1+ | AA | 26-Feb-2025 | 5,000,000 | 0.64% | 5.15% |
| Illawarra Credit Union Ltd | Term Deposit | A3 | BBB | 04-Jun-2025 | 5,000,000 | 0.64% | 5.40% |
| G&C Mutual Bank Limited | Term Deposit | A2 | BBB | 16-Jul-2025 | 5,000,000 | 0.64% | 5.35% |
| G&C Mutual Bank Limited | Term Deposit | A2 | BBB | 20-Aug-2025 | 5,000,000 | 0.64% | 5.35% |
| G&C Mutual Bank Limited | Term Deposit | A2 | BBB | 17-Sep-2025 | 5,000,000 | 0.64% | 5.35% |
| Police and Nurses bank | Term Deposit | A2 | BBB | 25-Jun-2025 | 5,000,000 | 0.64% | 5.35% |
| Bank of Queensland | Bonds | A-2 | A | 27-Jan-2027 | 5,000,000 | 0.64% | 4.70% |
| Rabo Bank | Term Deposit | P-1 | A | 07-May-2025 | 5,000,000 | 0.64% | 5.32% |
| Rabo Bank | Term Deposit | P-1 | A | 09-Jul-2025 | 5,000,000 | 0.64% | 5.32% |
| Rabo Bank | Term Deposit | P-1 | A | 06-Aug-2025 | 5,000,000 | 0.64% | 5.32% |
| ING | Term Deposit | A2 | A | 05-Feb-2025 | 10,000,000 | 1.29% | 5.12% |
| ING | Term Deposit | A2 | A | 12-Mar-2025 | 5,000,000 | 0.64% | 5.11% |
| National Australia Bank | Term Deposit | A-1+ | AA | 02-Jul-2025 | 5,000,000 | 0.64% | 5.20% |
| National Australia Bank | Term Deposit | A-1+ | AA | 23-Jul-2025 | 5,000,000 | 0.64% | 5.20% |
| Teachers Mutual Bank | Floating Rate Note | A2 | BBB | 21-Jun-2027 | 10,000,000 | 1.29% | 5.71% |
| Rabo Bank | Term Deposit | P-1 | A | 15-Jul-2025 | 5,000,000 | 0.64% | 5.15% |
| Rabo Bank | Term Deposit | P-1 | A | 18-Feb-2026 | 5,000,000 | 0.64% | 4.85% |
| Rabo Bank | Term Deposit | P-1 | A | 16-Jun-2025 | 5,000,000 | 0.64% | 5.16% |
| ING | Term Deposit | A2 | A | 10-Sep-2025 | 5,000,000 | 0.64% | 4.95% |
| Beyond Bank | Term Deposit | A2 | BBB | 03-Apr-2025 | 10,000,000 | 1.29% | 4.95% |
| Police and Nurses bank | Term Deposit | A2 | BBB | 26-Mar-2025 | 5,000,000 | 0.64% | 5.06% |
| Westpac Banking Corporation | Term Deposit | A-1+ | AA | 09-Apr-2025 | 5,000,000 | 0.64% | 4.95% |
| Westpac Banking Corporation | Term Deposit | A-1+ | AA | 23-Apr-2025 | 5,000,000 | 0.64% | 4.95% |
| Rabo Bank | Term Deposit | P-1 | A | 14-May-2025 | 5,000,000 | 0.64% | 5.08% |
| ING | Term Deposit | A2 | A | 08-Oct-2025 | 5,000,000 | 0.64% | 5.03% |
| ING | Term Deposit | A2 | A | 22-Oct-2025 | 5,000,000 | 0.64% | 5.03% |
| Beyond Bank | Term Deposit | A2 | BBB | 13-Aug-2025 | 5,000,000 | 0.64% | 5.15% |
| Beyond Bank | Term Deposit | A2 | BBB | 27-Aug-2025 | 5,000,000 | 0.64% | 5.15% |
| ING | Term Deposit | A2 | A | 12-Nov-2025 | 5,000,000 | 0.64% | 5.10% |
| ING | Term Deposit | A2 | A | 26-Nov-2025 | 5,000,000 | 0.64% | 5.10% |
| ING | Term Deposit | A2 | A | 19-Dec-2025 | 5,000,000 | 0.64% | 5.10% |
| ING | Term Deposit | A2 | A | 07-Jan-2026 | 5,000,000 | 0.64% | 5.10% |
| Rabo Bank | Term Deposit | P-1 | A | 28-Jan-2026 | 5,000,000 | 0.64% | 5.10% |
| Rabo Bank | Term Deposit | P-1 | A | 20-May-2026 | 5,000,000 | 0.64% | 5.10% |
| Defence Bank | Term Deposit | A2 | BBB | 03-Sep-2025 | 5,000,000 | 0.64% | 5.09% |
| ING | Term Deposit | A2 | A | 19-Dec-2025 | 5,000,000 | 0.64% | 5.11% |
| ING | Term Deposit | A2 | A | 24-Dec-2025 | 5,000,000 | 0.64% | 5.11% |
| Auswide Bank | Term Deposit | A3 | BBB | 11-Dec-2025 | 5,000,000 | 0.64% | 5.10% |
| Bank of Queensland | Term Deposit | A-2 | A | 19-Jun-2025 | 7,500,000 | 0.97% | 5.15% |
| Bank of Queensland | Term Deposit | A-2 | A | 10-Jul-2025 | 7,500,000 | 0.97% | 5.11% |
| Credit Union Australia Ltd t/as Great Southern Bank | Term Deposit | A2 | BBB | 17-Jul-2025 | 5,000,000 | 0.64% | 5.16% |
| Credit Union Australia Ltd t/as Great Southern Bank | Term Deposit | A2 | BBB | 24-Jul-2025 | 5,000,000 | 0.64% | 5.16% |
| Police Bank Ltd | Floating Rate Note | A2 | BBB | 08-Nov-2027 | 2,000,000 | 0.26% | 5.57% |
| Auswide Bank | Floating Rate Note | A3 | BBB | 22-Mar-2027 | 2,750,000 | 0.35% | 6.05% |
| AMP limited | Floating Rate Note | A-2 | BBB | 13-Sep-2027 | 24,000,000 | 3.09% | 5.73% |
| AMP limited | Term Deposit | A-2 | BBB | 16-Jul-2025 | 5,000,000 | 0.64% | 5.10% |
| AMP limited | Term Deposit | A-2 | BBB | 01-Oct-2025 | 5,000,000 | 0.64% | 5.05% |
| Rabo Bank | Term Deposit | P-1 | A | 09-Jan-2030 | 5,000,000 | 0.64% | 5.03% |
| Auswide Bank | Term Deposit | A3 | BBB | 08-Oct-2025 | 5,000,000 | 0.64% | 5.00% |
| Defence Bank | Term Deposit | A2 | BBB | 14-Jan-2026 | 5,000,000 | 0.64% | 5.00% |
| Australian Military Bank Limited | Term Deposit | A2 | BBB | 03-Feb-2027 | 5,000,000 | 0.64% | 4.85% |
| Australian Military Bank Limited | Term Deposit | A2 | BBB | 10-Feb-2027 | 5,000,000 | 0.64% | 4.85% |
| Total Term Deposit & Bonds: | | | | | 770,780,000 | 99.35% | |

| Central Coast Council Summary of Investments as at 31-January-2025 | | | | | | | |
|---|--------------------|-------------------|------------------|---------------|----------------------|-------------------------------|-----------------|
| Financial Institution | Type of Investment | Short Term Rating | Long Term Rating | Maturity Date | Portfolio Balance \$ | As a % of the total Portfolio | Interest Rate % |
| TOTAL PORTFOLIO | | | | | 775,795,423 | 100.00% | |
| Current | | | | | 434,895,423 | 56.06% | |
| Non-Current | | | | | 340,900,000 | 43.94% | |
| TOTAL PORTFOLIO | | | | | 775,795,423 | 100.00% | |

Green Investments

Central Coast Council
External and Internal Restrictions as at 31 January 2025

| Restrictions | 2024/25 Opening Balance | 2024/25 YTD Transfers to/(from) | Closing Balance as at 31 January 2025 |
|--|-------------------------------|---------------------------------------|--|
| External Restrictions | | | |
| Developer Contributions | 239,950,758 | 3,045,981 | 242,996,739 |
| Unexpended Grants | 34,656,937 | (1,398,270) | 33,258,666 |
| Stormwater Levy | 547,140 | 0 | 547,140 |
| Caravan Park Surplus | 14,604,824 | (14,604,824) | 0 |
| Cemeteries Surplus | 582,176 | (39,833) | 542,343 |
| Coastal Open Space | 7,143,736 | 164,065 | 7,307,801 |
| Biobanking Agreement 161 | 323,319 | (14,745) | 308,574 |
| Crown Land Business Enterprises | 2,205,938 | (2,205,938) | 0 |
| Crown Land Patonga Camping Ground | 1,215,477 | (1,215,477) | 0 |
| The Entrance Town Centre Special Rate Levy | 0 | 0 | 0 |
| Toukley Town Centre Special Rate Levy | 0 | 91,320 | 91,320 |
| Wyang Town Centre Special Rate Levy | 0 | 0 | 0 |
| Tourism Special Rate Levy | 2,767,403 | 921,508 | 3,688,911 |
| Gosford CBD Special Rate Levy | 0 | 195,128 | 195,128 |
| Gosford Parking Station Special Rate Levy | 1,532,965 | (217,520) | 1,315,445 |
| Crown Lands | 0 | 20,932,866 | 20,932,866 |
| Other External Restrictions | 476,481 | 1,627 | 478,107 |
| Domestic Waste Management | 116,121,266 | 4,422,647 | 120,543,913 |
| Water Supply Authority | 116,066,154 | 29,983,169 | 146,049,323 |
| Total External Restrictions | 538,194,573 | 40,061,703 | 578,256,276 |
| Internal Restrictions | | | |
| Self Insurance Claims | 11,574,000 | 0 | 11,574,000 |
| Employee Leave Entitlements | 12,316,718 | 0 | 12,316,718 |
| Tip Rehabilitation | 37,269,050 | 0 | 37,269,050 |
| Land Development | 1,065,195 | (1,065,195) | 0 |
| Davistown Wetland | 1,436,049 | (1,436,049) | 0 |
| Regional Library | 9,236,932 | 0 | 9,236,932 |
| St Huberts Drainage Licence Fee | 771,523 | 0 | 771,523 |
| Waste Management Infrastructure | 32,919,817 | 6,394,689 | 39,314,506 |
| Emergency Services Levy savings | 243,710 | (243,710) | 0 |
| Employment Generating Projects | 2,656,356 | (2,656,356) | 0 |
| Emergency Loans Repayments | 15,800,000 | 9,800,000 | 25,600,000 |
| Strategic Priorities | 7,296,804 | 3,462,441 | 10,759,245 |
| Multi Year Projects | 5,804,329 | (3,601,783) | 2,202,547 |
| Conservation Fund | 0 | 2,386,915 | 2,386,915 |
| Section 355 Advances and Deposits | 264,386 | (264,386) | 0 |
| Total Internal Restrictions | 138,654,869 | 12,776,567 | 151,431,436 |
| Grand Total | 676,849,442 | 52,838,270 | 729,687,712 |



Investment Report Pack

Central Coast Council

1 January 2025 to 31 January 2025



Contents

1. Securities Held By Trading Book Maturing Post 31 January 2025
2. Interest and Distribution Income Received For 1 January 2025 to 31 January 2025
3. Acquisitions, Disposals and Maturities Between 1 January 2025 and 31 January 2025
4. Interest Income Accrued As At 31 January 2025
5. Portfolio Valuation As At 31 January 2025
6. Portfolio Valuation By Categories As At 31 January 2025
7. Performance Statistics For Period Ending 31 January 2025
8. Intentionally left blank
9. Realised Gains (Losses) - Fixed Interest Dealing For 1 January 2025 to 31 January 2025
- 9b. Realised Gains (Losses) - Share Dealing For 1 January 2025 to 31 January 2025
10. Realised Gains (Losses) - Principal Repayments For 1 January 2025 to 31 January 2025
11. Unrealised FI Capital Gains (Losses) As At 31 January 2025
12. Associated Cash Statement for Settlement Period 1 January 2025 to 31 January 2025 inclusive
13. Tax Summary For 1 January 2025 to 31 January 2025



1. Securities Held By Trading Book Maturing Post 31 January 2025

| Latest Deal Code | Latest Deal Settlement Date | Issuer | ISIN | WAL / Interim Maturity Date | Next Coupon Date | Coupon Rate/Latest Yield | Coupon Frequency | Security Type | Security Rating | Face Value Notional | Current Face Value Notional | Market Value |
|-----------------------|-----------------------------|--|--------------|-----------------------------|------------------|--------------------------|------------------|---------------|-----------------|---------------------|-----------------------------|---------------|
| Central Coast Council | | | | | | | | | | | | |
| LC230753 | 1 Jan 2025 | AMP Bank Ltd | | 1 Feb 2025 | | 0.55 | Nil | At Call | S&P BBB | 6,481.76 | 6,481.76 | 6,481.76 |
| LC231966 | 16 Jan 2025 | Commonwealth Bank of Australia Ltd | | 1 Feb 2025 | | 0.00 | Nil | At Call | S&P AA- | 5,008,941.66 | 5,008,941.66 | 5,008,941.66 |
| LX213682 | 1 Aug 2024 | ING Bank Australia Limited | | 5 Feb 2025 | 5 Feb 2025 | 5.12 | Maturity | TD | S&P ST A1 | 10,000,000.00 | 10,000,000.00 | 10,256,701.40 |
| LC100354 | 14 Jan 2021 | Macquarie Bank Ltd | AU3CB0270387 | 12 Feb 2025 | 12 Feb 2025 | 1.70 | Semi Annual | Fixed | S&P A+ | 25,000,000.00 | 25,000,000.00 | 25,173,000.00 |
| LC133971 | 14 Feb 2022 | Auswide Bank Limited | AU3FN0066320 | 14 Feb 2025 | 14 Feb 2025 | 5.18 | Quarterly | FRN | Moody's Baa2 | 5,000,000.00 | 5,000,000.00 | 5,055,150.00 |
| LX209069 | 13 Jun 2024 | National Australia Bank Ltd | | 26 Feb 2025 | 26 Feb 2025 | 5.15 | Maturity | TD | S&P ST A1+ | 5,000,000.00 | 5,000,000.00 | 5,163,671.25 |
| LX207967 | 30 May 2024 | Judo Bank | | 5 Mar 2025 | 5 Mar 2025 | 5.25 | Maturity | TD | S&P ST A2 | 5,000,000.00 | 5,000,000.00 | 5,176,917.80 |
| LX213685 | 1 Aug 2024 | ING Bank Australia Limited | | 12 Mar 2025 | 12 Mar 2025 | 5.11 | Maturity | TD | S&P ST A1 | 5,000,000.00 | 5,000,000.00 | 5,128,100.00 |
| LC136560 | 17 Mar 2022 | Auswide Bank Limited | AU3FN0067393 | 17 Mar 2025 | 17 Mar 2025 | 5.37 | Quarterly | FRN | Moody's Baa2 | 5,000,000.00 | 5,000,000.00 | 5,034,150.00 |
| LC141827 | 21 Nov 2019 | NSW Treasury Corporation | AU3SG0002025 | 20 Mar 2025 | 20 Mar 2025 | 1.25 | Semi Annual | Fixed | S&P AA+ | 2,000,000.00 | 2,000,000.00 | 2,001,280.00 |
| LX217991 | 11 Sep 2024 | P&N Bank Ltd | | 26 Mar 2025 | 26 Mar 2025 | 5.06 | Maturity | TD | S&P ST A2 | 5,000,000.00 | 5,000,000.00 | 5,098,427.40 |
| LC218029 | 11 Sep 2024 | Beyond Bank Australia Ltd | | 3 Apr 2025 | 3 Apr 2025 | 4.95 | Maturity | TD | S&P ST A2 | 10,000,000.00 | 10,000,000.00 | 10,192,575.30 |
| LX217993 | 11 Sep 2024 | Westpac Banking Corporation Ltd | | 9 Apr 2025 | 9 Apr 2025 | 4.95 | Maturity | TD | S&P ST A1+ | 5,000,000.00 | 5,000,000.00 | 5,096,287.65 |
| LX207966 | 30 May 2024 | Maitland Mutual Ltd t/as The Mutual Bank | | 16 Apr 2025 | 16 Apr 2025 | 5.30 | Maturity | TD | S&P ST A2 | 5,000,000.00 | 5,000,000.00 | 5,178,602.75 |
| LX217995 | 11 Sep 2024 | Westpac Banking Corporation Ltd | | 23 Apr 2025 | 23 Apr 2025 | 4.95 | Maturity | TD | S&P ST A1+ | 5,000,000.00 | 5,000,000.00 | 5,096,287.65 |
| LX207930 | 30 May 2024 | National Australia Bank Ltd | | 30 Apr 2025 | 30 Apr 2025 | 5.25 | Maturity | TD | S&P ST A1+ | 5,000,000.00 | 5,000,000.00 | 5,176,917.80 |
| LC210137 | 26 Jun 2024 | Rabobank Australia Ltd | | 7 May 2025 | 7 May 2025 | 5.32 | Maturity | TD | S&P ST A1 | 5,000,000.00 | 5,000,000.00 | 5,159,600.00 |
| LC220907 | 17 Oct 2024 | Rabobank Australia Ltd | | 14 May 2025 | 14 May 2025 | 5.08 | Maturity | TD | S&P ST A1 | 5,000,000.00 | 5,000,000.00 | 5,073,764.40 |
| LC143209 | 17 May 2022 | QPCU LTD t/a QBANK | AU3FN0069175 | 19 May 2025 | 17 Feb 2025 | 5.78 | Quarterly | FRN | S&P BBB- | 5,000,000.00 | 5,000,000.00 | 5,067,350.00 |
| LX207925 | 30 May 2024 | P&N Bank Ltd | | 30 May 2025 | 30 May 2025 | 5.35 | Maturity | TD | S&P ST A2 | 5,000,000.00 | 5,000,000.00 | 5,180,287.65 |
| LX209073 | 13 Jun 2024 | Illawarra Credit Union Ltd | | 4 Jun 2025 | 4 Jun 2025 | 5.40 | Maturity | TD | S&P ST A2 | 5,000,000.00 | 5,000,000.00 | 5,171,616.45 |
| LC145373 | 10 Jun 2022 | Auswide Bank Limited | AU3FN0069555 | 10 Jun 2025 | 10 Mar 2025 | 5.74 | Quarterly | FRN | Moody's Baa2 | 5,000,000.00 | 5,000,000.00 | 5,047,400.00 |
| LC107738 | 16 Jun 2021 | MyState Bank Ltd | AU3FN0061024 | 16 Jun 2025 | 17 Mar 2025 | 5.11 | Quarterly | FRN | Moody's Baa2 | 9,500,000.00 | 9,500,000.00 | 9,557,190.00 |
| LC218001 | 11 Sep 2024 | Rabobank Australia Ltd | | 16 Jun 2025 | 16 Jun 2025 | 5.00 | Maturity | TD | S&P ST A1 | 5,000,000.00 | 5,000,000.00 | 5,097,260.25 |
| LC96637 | 16 Jun 2020 | Bank of Queensland Ltd | | 16 Jun 2025 | 16 Jun 2025 | 1.53 | Annual | TD | Moody's A3 | 10,000,000.00 | 10,000,000.00 | 10,095,991.80 |
| LX229254 | 12 Dec 2024 | Bank of Queensland Ltd | | 19 Jun 2025 | 19 Jun 2025 | 5.15 | Maturity | TD | S&P ST A2 | 7,500,000.00 | 7,500,000.00 | 7,552,910.93 |
| LC209232 | 14 Jun 2024 | P&N Bank Ltd | | 25 Jun 2025 | 14 Jun 2025 | 5.35 | Semi Annual | TD | S&P BBB | 5,000,000.00 | 5,000,000.00 | 5,169,294.50 |
| LX213689 | 1 Aug 2024 | National Australia Bank Ltd | | 2 Jul 2025 | 2 Jul 2025 | 5.20 | Maturity | TD | S&P ST A1+ | 5,000,000.00 | 5,000,000.00 | 5,130,356.15 |
| LC210140 | 26 Jun 2024 | Rabobank Australia Ltd | | 9 Jul 2025 | 9 Jul 2025 | 5.32 | Maturity | TD | S&P A+ | 5,000,000.00 | 5,000,000.00 | 5,159,600.00 |
| LX229255 | 12 Dec 2024 | Bank of Queensland Ltd | | 10 Jul 2025 | 10 Jul 2025 | 5.11 | Maturity | TD | S&P ST A2 | 7,500,000.00 | 7,500,000.00 | 7,552,500.00 |



Investment Report Pack
Central Coast Council
1 January 2025 to 31 January 2025

| Latest Deal Code | Latest Deal Settlement Date | Issuer | ISIN | WAL / Interim Maturity Date | Next Coupon Date | Coupon Rate / Latest Yield | Coupon Frequency | Security Type | Security Rating | Face Value Notional | Current Face Value Notional | Market Value |
|------------------|-----------------------------|---|--------------|-----------------------------|------------------|----------------------------|------------------|---------------|-----------------|---------------------|-----------------------------|---------------|
| LC217987 | 11 Sep 2024 | Rabobank Australia Ltd | | 15 Jul 2025 | 15 Jul 2025 | 5.00 | Maturity | TD | S&P ST A1 | 5,000,000.00 | 5,000,000.00 | 5,097,260.25 |
| LX209090 | 13 Jun 2024 | G&C Mutual Bank Limited | | 16 Jul 2025 | 16 Jul 2025 | 5.35 | Maturity | TD | S&P BBB+ | 5,000,000.00 | 5,000,000.00 | 5,170,027.40 |
| LC230773 | 8 Jan 2025 | AMP Bank Ltd | | 16 Jul 2025 | 16 Jul 2025 | 5.10 | Maturity | TD | Moody's ST P-2 | 5,000,000.00 | 5,000,000.00 | 5,016,068.50 |
| LX229258 | 12 Dec 2024 | Credit Union Australia Ltd t/as Great Southern Bank | | 17 Jul 2025 | 17 Jul 2025 | 5.16 | Maturity | TD | S&P ST A2 | 5,000,000.00 | 5,000,000.00 | 5,035,342.45 |
| LX213692 | 1 Aug 2024 | National Australia Bank Ltd | | 23 Jul 2025 | 23 Jul 2025 | 5.20 | Maturity | TD | S&P ST A1+ | 5,000,000.00 | 5,000,000.00 | 5,130,356.15 |
| LX229259 | 12 Dec 2024 | Credit Union Australia Ltd t/as Great Southern Bank | | 24 Jul 2025 | 24 Jul 2025 | 5.16 | Maturity | TD | S&P ST A2 | 5,000,000.00 | 5,000,000.00 | 5,035,342.45 |
| LC100329 | 14 Jan 2021 | UBS Australia Ltd | AU3CB0273407 | 30 Jul 2025 | 30 Jul 2025 | 1.20 | Semi Annual | Fixed | Moody's Aa3 | 4,000,000.00 | 4,000,000.00 | 3,935,480.00 |
| LC104737 | 7 Apr 2021 | UBS Australia Ltd | AU3FN0055307 | 30 Jul 2025 | 30 Apr 2025 | 5.13 | Quarterly | FRN | S&P A+ | 10,000,000.00 | 10,000,000.00 | 10,023,800.00 |
| LC210145 | 26 Jun 2024 | Rabobank Australia Ltd | | 6 Aug 2025 | 6 Aug 2025 | 5.32 | Maturity | TD | S&P A+ | 5,000,000.00 | 5,000,000.00 | 5,159,600.00 |
| LC223234 | 7 Nov 2024 | Beyond Bank Australia Ltd | | 13 Aug 2025 | 13 Aug 2025 | 5.15 | Maturity | TD | S&P ST A2 | 5,000,000.00 | 5,000,000.00 | 5,059,965.75 |
| LX209091 | 13 Jun 2024 | G&C Mutual Bank Limited | | 20 Aug 2025 | 20 Aug 2025 | 5.35 | Maturity | TD | S&P BBB+ | 5,000,000.00 | 5,000,000.00 | 5,170,027.40 |
| LC223235 | 7 Nov 2024 | Beyond Bank Australia Ltd | | 27 Aug 2025 | 27 Aug 2025 | 5.15 | Maturity | TD | S&P ST A2 | 5,000,000.00 | 5,000,000.00 | 5,059,965.75 |
| LX225649 | 28 Nov 2024 | Defence Bank Ltd | | 3 Sep 2025 | 3 Sep 2025 | 5.09 | Maturity | TD | S&P ST A2 | 5,000,000.00 | 5,000,000.00 | 5,044,624.65 |
| LC218018 | 11 Sep 2024 | ING Bank Australia Limited | | 10 Sep 2025 | 10 Sep 2025 | 4.95 | Maturity | TD | S&P ST A1 | 5,000,000.00 | 5,000,000.00 | 5,096,287.65 |
| LX209092 | 13 Jun 2024 | G&C Mutual Bank Limited | | 17 Sep 2025 | 17 Sep 2025 | 5.35 | Maturity | TD | S&P BBB+ | 5,000,000.00 | 5,000,000.00 | 5,170,027.40 |
| LC190925 | 19 Jan 2024 | Judo Bank | AU3CB0292480 | 26 Sep 2025 | 26 Mar 2025 | 6.40 | Semi Annual | Fixed | S&P BBB | 8,630,000.00 | 8,630,000.00 | 8,829,180.40 |
| LC230775 | 8 Jan 2025 | AMP Bank Ltd | | 1 Oct 2025 | 1 Oct 2025 | 5.05 | Maturity | TD | Moody's ST P-2 | 5,000,000.00 | 5,000,000.00 | 5,015,910.95 |
| LX230777 | 8 Jan 2025 | Auswide Bank Limited | | 8 Oct 2025 | 8 Oct 2025 | 5.00 | Maturity | TD | Moody's ST P-2 | 5,000,000.00 | 5,000,000.00 | 5,015,753.40 |
| LX220905 | 17 Oct 2024 | ING Bank Australia Limited | | 8 Oct 2025 | 8 Oct 2025 | 5.03 | Maturity | TD | S&P ST A1 | 5,000,000.00 | 5,000,000.00 | 5,073,038.35 |
| LC155063 | 13 Oct 2022 | MyState Bank Ltd | AU3FN0073969 | 13 Oct 2025 | 14 Apr 2025 | 5.64 | Quarterly | FRN | Moody's Baa2 | 10,000,000.00 | 10,000,000.00 | 10,059,400.00 |
| LX220906 | 17 Oct 2024 | ING Bank Australia Limited | | 22 Oct 2025 | 22 Oct 2025 | 5.03 | Maturity | TD | S&P A | 5,000,000.00 | 5,000,000.00 | 5,073,038.35 |
| LC181158 | 29 Sep 2023 | Teachers Mutual Bank Ltd | AU3FN0072740 | 28 Oct 2025 | 28 Apr 2025 | 5.79 | Quarterly | FRN | Moody's Baa1 | 2,000,000.00 | 2,000,000.00 | 2,013,400.00 |
| LC188385 | 11 Dec 2023 | Auswide Bank Limited | AU3FN0073037 | 7 Nov 2025 | 7 Feb 2025 | 5.92 | Quarterly | FRN | Moody's Baa2 | 9,750,000.00 | 9,750,000.00 | 9,912,045.00 |
| LC223313 | 7 Nov 2024 | ING Bank Australia Limited | | 12 Nov 2025 | 7 Nov 2025 | 5.10 | Semi Annual | TD | S&P A | 5,000,000.00 | 5,000,000.00 | 5,059,383.55 |
| LC208078 | 30 May 2024 | BankVic | | 19 Nov 2025 | 19 Nov 2025 | 5.25 | Maturity | TD | S&P BBB | 5,000,000.00 | 5,000,000.00 | 5,176,917.80 |
| LC223315 | 7 Nov 2024 | ING Bank Australia Limited | | 26 Nov 2025 | 7 Nov 2025 | 5.10 | Semi Annual | TD | S&P A | 5,000,000.00 | 5,000,000.00 | 5,059,383.55 |
| LC157929 | 1 Dec 2022 | Credit Union Australia Ltd t/as Great Southern Bank | AU3FN0073961 | 1 Dec 2025 | 3 Mar 2025 | 6.02 | Quarterly | FRN | Moody's Baa1 | 3,500,000.00 | 3,500,000.00 | 3,560,340.00 |
| LC112609 | 20 Sep 2021 | Bendigo & Adelaide Bank Ltd | AU3FN0057634 | 2 Dec 2025 | 3 Mar 2025 | 4.96 | Quarterly | FRN | S&P A- | 35,500,000.00 | 35,500,000.00 | 35,804,590.00 |
| LC157906 | 6 Dec 2022 | QPCU LTD t/a QBANK | AU3FN0073979 | 6 Dec 2025 | 6 Mar 2025 | 6.18 | Quarterly | FRN | S&P BBB- | 10,000,000.00 | 10,000,000.00 | 10,173,000.00 |
| LX105597 | 19 Apr 2021 | Macquarie Bank Ltd | AU3FN0057709 | 9 Dec 2025 | 10 Mar 2025 | 4.92 | Quarterly | FRN | S&P A+ | 20,000,000.00 | 20,000,000.00 | 20,150,800.00 |
| LX229252 | 12 Dec 2024 | Auswide Bank Limited | | 11 Dec 2025 | 11 Dec 2025 | 5.10 | Maturity | TD | Moody's ST P-2 | 5,000,000.00 | 5,000,000.00 | 5,034,931.50 |
| LX225654 | 28 Nov 2024 | ING Bank Australia Limited | | 19 Dec 2025 | 19 Dec 2025 | 5.11 | Maturity | TD | S&P A | 5,000,000.00 | 5,000,000.00 | 5,044,800.00 |



Investment Report Pack
 Central Coast Council
 1 January 2025 to 31 January 2025

| Latest Deal Code | Latest Deal Settlement Date | Issuer | ISIN | WAL / Interim Maturity Date | Next Coupon Date | Coupon Rate | Latest Yield | Coupon Frequency | Security Type | Security Rating | Face Value Notional | Current Face Value Notional | Market Value |
|------------------|-----------------------------|---|--------------|-----------------------------|------------------|-------------|--------------|------------------|---------------|-----------------|---------------------|-----------------------------|---------------|
| LC223316 | 7 Nov 2024 | ING Bank Australia Limited | | 19 Dec 2025 | 7 Nov 2025 | 5.10 | | Semi Annual | TD | S&P A | 5,000,000.00 | 5,000,000.00 | 5,059,383.55 |
| LX225655 | 28 Nov 2024 | ING Bank Australia Limited | | 24 Dec 2025 | 24 Dec 2025 | 5.11 | | Maturity | TD | S&P A | 5,000,000.00 | 5,000,000.00 | 5,044,800.00 |
| LC223317 | 7 Nov 2024 | ING Bank Australia Limited | | 7 Jan 2026 | 7 Nov 2025 | 5.10 | | Semi Annual | TD | S&P A | 5,000,000.00 | 5,000,000.00 | 5,059,383.55 |
| LX230778 | 8 Jan 2025 | Defence Bank Ltd | | 14 Jan 2026 | 14 Jan 2026 | 5.00 | | Maturity | TD | S&P BBB+ | 5,000,000.00 | 5,000,000.00 | 5,015,753.40 |
| LC225657 | 28 Nov 2024 | Rabobank Australia Ltd | | 28 Jan 2026 | 28 Jan 2026 | 5.10 | | Maturity | TD | S&P A+ | 5,000,000.00 | 5,000,000.00 | 5,044,712.35 |
| LC217990 | 11 Sep 2024 | Rabobank Australia Ltd | | 18 Feb 2026 | 11 Sep 2025 | 4.85 | | Annual | TD | S&P A+ | 5,000,000.00 | 5,000,000.00 | 5,094,342.45 |
| LC188379 | 11 Dec 2023 | Members Banking Group Limited t/as RACQ Bank | AU3FN0075453 | 24 Feb 2026 | 24 Feb 2025 | 5.92 | | Quarterly | FRN | Moody's Baa1 | 6,500,000.00 | 6,500,000.00 | 6,609,525.00 |
| LC112608 | 20 Sep 2021 | Suncorp Bank (Norfin Ltd) - Subsidiary of ANZ | AU3FN0058343 | 24 Feb 2026 | 24 Feb 2025 | 4.87 | | Quarterly | FRN | S&P AA- | 5,000,000.00 | 5,000,000.00 | 5,043,350.00 |
| LC103543 | 11 Mar 2021 | UBS Australia Ltd | AU3FN0058608 | 26 Feb 2026 | 26 Feb 2025 | 4.92 | | Quarterly | FRN | Moody's Aa3 | 18,800,000.00 | 18,800,000.00 | 18,966,568.00 |
| LC103141 | 4 Mar 2021 | Newcastle Greater Mutual Group Ltd | AU3FN0068699 | 4 Mar 2026 | 4 Mar 2025 | 5.05 | | Quarterly | FRN | S&P BBB+ | 1,000,000.00 | 1,000,000.00 | 1,007,230.00 |
| LC164300 | 17 Mar 2023 | Auswide Bank Limited | AU3FN0076352 | 17 Mar 2026 | 17 Mar 2025 | 5.97 | | Quarterly | FRN | Moody's Baa2 | 4,500,000.00 | 4,500,000.00 | 4,550,130.00 |
| LC105450 | 22 Apr 2021 | Credit Union Australia Ltd t/as Great Southern Bank | AU3FN0059721 | 22 Apr 2026 | 22 Apr 2025 | 5.01 | | Quarterly | FRN | Moody's Baa1 | 11,000,000.00 | 11,000,000.00 | 11,005,060.00 |
| LC109088 | 9 Jul 2021 | Bank of Queensland Ltd | AU3FN0060406 | 6 May 2026 | 6 Feb 2025 | 5.05 | | Quarterly | FRN | S&P A- | 5,000,000.00 | 5,000,000.00 | 5,057,100.00 |
| LC225658 | 28 Nov 2024 | Rabobank Australia Ltd | | 20 May 2026 | 20 May 2026 | 5.10 | | Maturity | TD | S&P A+ | 5,000,000.00 | 5,000,000.00 | 5,044,712.35 |
| LC137828 | 1 Apr 2022 | Teachers Mutual Bank Ltd | AU3FN0061016 | 16 Jun 2026 | 17 Mar 2025 | 5.14 | | Quarterly | FRN | Moody's Baa1 | 1,700,000.00 | 1,700,000.00 | 1,709,112.00 |
| LC169762 | 16 Jun 2023 | QPCU LTD t/a QBANK | AU3FN0078895 | 16 Jun 2026 | 17 Mar 2025 | 6.16 | | Quarterly | FRN | S&P BBB- | 4,500,000.00 | 4,500,000.00 | 4,585,770.00 |
| LC109586 | 23 Jul 2021 | Bendigo & Adelaide Bank Ltd | AU3FN0061081 | 18 Jun 2026 | 18 Mar 2025 | 5.12 | | Quarterly | FRN | S&P A- | 15,300,000.00 | 15,300,000.00 | 15,411,996.00 |
| LX109029 | 8 Jul 2021 | Bank of Queensland Ltd | | 8 Jul 2026 | 8 Apr 2025 | 4.96 | | Quarterly | FRD | Moody's A3 | 5,000,000.00 | 5,000,000.00 | 5,015,621.40 |
| LX109587 | 22 Jul 2021 | Bank of Queensland Ltd | | 22 Jul 2026 | 22 Apr 2025 | 4.91 | | Quarterly | FRD | Moody's A3 | 3,000,000.00 | 3,000,000.00 | 3,003,634.20 |
| LC112610 | 20 Sep 2021 | National Australia Bank Ltd | AU3FN0062659 | 24 Aug 2026 | 24 Feb 2025 | 4.83 | | Quarterly | FRN | S&P AA- | 7,000,000.00 | 7,000,000.00 | 7,055,020.00 |
| LC113804 | 15 Oct 2021 | Suncorp Bank (Norfin Ltd) - Subsidiary of ANZ | AU3FN0062964 | 15 Sep 2026 | 17 Mar 2025 | 4.94 | | Quarterly | FRN | S&P AA- | 12,900,000.00 | 12,900,000.00 | 12,971,982.00 |
| LC180295 | 18 Sep 2023 | QPCU LTD t/a QBANK | AU3FN0081295 | 18 Sep 2026 | 18 Mar 2025 | 6.12 | | Quarterly | FRN | S&P BBB- | 9,500,000.00 | 9,500,000.00 | 9,685,915.00 |
| LC180163 | 20 Sep 2023 | Illawarra Credit Union Ltd | AU3FN0081287 | 21 Sep 2026 | 21 Mar 2025 | 6.15 | | Quarterly | FRN | S&P BBB- | 9,000,000.00 | 9,000,000.00 | 9,061,020.00 |
| LC190930 | 23 Jan 2024 | Credit Union Australia Ltd t/as Great Southern Bank | AU3FN0084299 | 23 Oct 2026 | 23 Apr 2025 | 5.93 | | Quarterly | FRN | Moody's Baa1 | 2,500,000.00 | 2,500,000.00 | 2,535,750.00 |
| LC116445 | 17 Dec 2021 | Bank of Queensland Ltd | AU3FN0063764 | 27 Oct 2026 | 28 Apr 2025 | 5.09 | | Quarterly | FRN | S&P A- | 22,000,000.00 | 22,000,000.00 | 22,036,740.00 |
| LX185851 | 17 Nov 2023 | Police Bank Ltd | AU3FN0083028 | 17 Nov 2026 | 17 Feb 2025 | 5.98 | | Quarterly | FRN | S&P BBB+ | 5,000,000.00 | 5,000,000.00 | 5,101,750.00 |
| LC187340 | 1 Dec 2023 | QPCU LTD t/a QBANK | AU3FN0083549 | 1 Dec 2026 | 3 Mar 2025 | 6.09 | | Quarterly | FRN | S&P BBB- | 10,000,000.00 | 10,000,000.00 | 10,228,600.00 |
| LC111486 | 26 Aug 2021 | Northern Territory Treasury Corporation | | 15 Dec 2026 | 15 Jun 2025 | 1.40 | | Semi Annual | Fixed | Moody's Aa3 | 5,000,000.00 | 5,000,000.00 | 5,009,000.00 |
| LC116992 | 14 Jan 2022 | Commonwealth Bank of Australia Ltd | AU3FN0065579 | 14 Jan 2027 | 14 Apr 2025 | 5.04 | | Quarterly | FRN | S&P AA- | 6,500,000.00 | 6,500,000.00 | 6,534,385.00 |
| LC117174 | 25 Jan 2022 | Westpac Banking Corporation Ltd | AU3FN0065702 | 25 Jan 2027 | 28 Apr 2025 | 4.99 | | Quarterly | FRN | S&P AA- | 16,000,000.00 | 16,000,000.00 | 16,053,440.00 |
| LC117127 | 25 Jan 2022 | Suncorp Bank (Norfin Ltd) - Subsidiary of ANZ | AU3FN0065694 | 25 Jan 2027 | 28 Apr 2025 | 5.07 | | Quarterly | FRN | S&P AA- | 13,000,000.00 | 13,000,000.00 | 13,052,650.00 |



Investment Report Pack
Central Coast Council
1 January 2025 to 31 January 2025

| Latest Deal Code | Latest Deal Settlement Date | Issuer | ISIN | WAL / Interim Maturity Date | Next Coupon Date | Coupon Rate/Latest Yield | Coupon Frequency | Security Type | Security Rating | Face Value Notional | Current Face Value Notional | Market Value |
|------------------|-----------------------------|---|--------------|-----------------------------|------------------|--------------------------|------------------|---------------|-----------------|---------------------|-----------------------------|----------------|
| LC209063 | 17 Jun 2024 | Bank of Queensland Ltd | AU3CB0296168 | 27 Jan 2027 | 27 Jul 2025 | 4.70 | Semi Annual | Fixed | S&P A- | 5,000,000.00 | 5,000,000.00 | 5,002,350.00 |
| LX232795 | 30 Jan 2025 | Australian Military Bank Limited | | 3 Feb 2027 | 3 Feb 2027 | 4.85 | Maturity | TD | Moody's Baa1 | 5,000,000.00 | 5,000,000.00 | 5,000,664.40 |
| LC181165 | 29 Sep 2023 | Credit Union Australia Ltd t/as Great Southern Bank | AU3FN0074787 | 9 Feb 2027 | 10 Feb 2025 | 6.06 | Quarterly | FRN | Moody's Baa1 | 12,500,000.00 | 12,500,000.00 | 12,853,375.00 |
| LX190938 | 19 Jan 2024 | Newcastle Greater Mutual Group Ltd | AU3FN0066221 | 10 Feb 2027 | 10 Feb 2025 | 5.41 | Quarterly | FRN | S&P BBB+ | 13,100,000.00 | 13,100,000.00 | 13,259,427.00 |
| LX232796 | 30 Jan 2025 | Australian Military Bank Limited | | 10 Feb 2027 | 10 Feb 2027 | 4.85 | Maturity | TD | Moody's Baa1 | 5,000,000.00 | 5,000,000.00 | 5,000,664.40 |
| LC169102 | 2 Jun 2023 | Bank Australia Limited | AU3FN0075461 | 22 Feb 2027 | 24 Feb 2025 | 5.97 | Quarterly | FRN | S&P BBB+ | 9,250,000.00 | 9,250,000.00 | 9,454,980.00 |
| LC229251 | 16 Dec 2024 | Auswide Bank Limited | AU3FN0086104 | 22 Mar 2027 | 24 Mar 2025 | 6.05 | Quarterly | FRN | Moody's Baa2 | 2,750,000.00 | 2,750,000.00 | 2,785,585.00 |
| LC213714 | 6 Aug 2024 | Teachers Mutual Bank Ltd | AU3FN0089132 | 21 Jun 2027 | 21 Mar 2025 | 5.75 | Quarterly | FRN | Moody's Baa1 | 10,000,000.00 | 10,000,000.00 | 10,151,100.00 |
| LC229257 | 16 Dec 2024 | AMP Bank Ltd | AU3FN0091674 | 13 Sep 2027 | 13 Mar 2025 | 5.73 | Quarterly | FRN | S&P BBB+ | 24,000,000.00 | 24,000,000.00 | 24,270,720.00 |
| LC229250 | 16 Dec 2024 | Police Bank Ltd | AU3FN0093423 | 8 Nov 2027 | 10 Feb 2025 | 5.57 | Quarterly | FRN | S&P BBB+ | 2,000,000.00 | 2,000,000.00 | 2,024,620.00 |
| LC207926 | 3 Jun 2024 | Bank Australia Limited | AU3FN0085031 | 21 Feb 2028 | 21 Feb 2025 | 6.12 | Quarterly | FRN | S&P BBB+ | 10,000,000.00 | 10,000,000.00 | 10,274,600.00 |
| LC167397 | 9 May 2023 | Bank of Queensland Ltd | AU3FN0077798 | 9 May 2028 | 10 Feb 2025 | 5.61 | Quarterly | COVERED FLO | S&P AAA | 5,000,000.00 | 5,000,000.00 | 5,122,800.00 |
| LC179277 | 6 Sep 2023 | UBS Australia Ltd | AU3FN0077970 | 12 May 2028 | 12 Feb 2025 | 5.97 | Quarterly | FRN | S&P A+ | 7,600,000.00 | 7,600,000.00 | 7,874,436.00 |
| LC142120 | 15 Nov 2018 | NSW Treasury Corporation | AU3SG0001878 | 15 Nov 2028 | 15 May 2025 | 3.00 | Semi Annual | Fixed | Moody's Aaa | 15,000,000.00 | 15,000,000.00 | 14,531,850.00 |
| LC230779 | 8 Jan 2025 | Rabobank Australia Ltd | | 9 Jan 2030 | 8 Jan 2026 | 5.03 | Annual | TD | S&P A+ | 5,000,000.00 | 5,000,000.00 | 5,015,847.95 |
| | | | | | | | | | | 775,795,423.42 | 775,795,423.42 | 785,396,159.20 |
| Total | | | | | | | | | | 775,795,423.42 | 775,795,423.42 | 785,396,159.20 |

Coupon Rate is the full coupon rate at the next coupon date if that next coupon exists.



2. Interest and Distribution Income Received For 1 January 2025 to 31 January 2025

| Security ISIN | Security | Issuer | Income Expense Code | Settlement Date | Face Value (Basis of Interest Calculation) | Consideration Notional | Income Type | Trading Book |
|---------------|----------------------------------|---|---------------------|-----------------|--|------------------------|--------------------------|-----------------------|
| | AMP At Call | AMP Bank Ltd | IEI403499 | 1 Jan 2025 | | 27.95 | Bank Interest | Central Coast Council |
| | CBA At Call | Commonwealth Bank of Australia Ltd | IEI403496 | 1 Jan 2025 | | 49,036.66 | Bank Interest | Central Coast Council |
| | AMP 5.15 08 Jan 2025 160DAY TD | AMP Bank Ltd | IEI373229 | 8 Jan 2025 | 5,000,000.00 | 112,876.71 | Security Coupon Interest | Central Coast Council |
| | BOQ 0.58 08 Jul 2026 1826DAY FRD | Bank of Queensland Ltd | IEI403574 | 8 Jan 2025 | 5,000,000.00 | 63,075.45 | Security Coupon Interest | Central Coast Council |
| AU3FN0072369 | MYS 1.3 13 Oct 2025 FRN | MyState Bank Ltd | IEI404412 | 13 Jan 2025 | 10,000,000.00 | 142,483.56 | Security Coupon Interest | Central Coast Council |
| AU3FN0065579 | CBA 0.7 14 Jan 2027 FRN | Commonwealth Bank of Australia Ltd | IEI405135 | 14 Jan 2025 | 6,500,000.00 | 83,801.92 | Security Coupon Interest | Central Coast Council |
| | AMP 5.15 16 Jan 2025 154DAY TD | AMP Bank Ltd | IEI375633 | 16 Jan 2025 | 5,000,000.00 | 108,643.84 | Security Coupon Interest | Central Coast Council |
| | BOQ 0.58 22 Jul 2026 1826DAY FRD | Bank of Queensland Ltd | IEI407145 | 22 Jan 2025 | 3,000,000.00 | 37,551.12 | Security Coupon Interest | Central Coast Council |
| AU3FN0059721 | CUA 0.68 22 Apr 2026 FRN | Credit Union Australia Ltd t/as Great Southern Bank | IEI407144 | 22 Jan 2025 | 11,000,000.00 | 140,460.05 | Security Coupon Interest | Central Coast Council |
| | JUDO 5.25 22 Jan 2025 237DAY TD | Judo Bank | IEI362115 | 22 Jan 2025 | 5,000,000.00 | 170,445.21 | Security Coupon Interest | Central Coast Council |
| AU3FN0084299 | CUA 1.6 23 Oct 2026 FRN | Credit Union Australia Ltd t/as Great Southern Bank | IEI407220 | 24 Jan 2025 | 2,500,000.00 | 37,793.10 | Security Coupon Interest | Central Coast Council |
| AU3FN0063764 | BOQ 0.8 27 Oct 2026 FRN | Bank of Queensland Ltd | IEI408045 | 28 Jan 2025 | 22,000,000.00 | 288,106.70 | Security Coupon Interest | Central Coast Council |
| AU3FN0065694 | SunBank 0.78 25 Jan 2027 FRN | Suncorp Bank (Norfina Ltd) - Subsidiary of ANZ | IEI408046 | 28 Jan 2025 | 13,000,000.00 | 174,713.59 | Security Coupon Interest | Central Coast Council |
| AU3FN0065702 | Westpac 0.7 25 Jan 2027 FRN | Westpac Banking Corporation Ltd | IEI408047 | 28 Jan 2025 | 16,000,000.00 | 211,700.60 | Security Coupon Interest | Central Coast Council |
| AU3CB0296168 | BOQ 4.7 27 Jan 2027 Fixed | Bank of Queensland Ltd | IEI407708 | 29 Jan 2025 | 5,000,000.00 | 117,500.00 | Security Coupon Interest | Central Coast Council |
| | MYS 5.25 29 Jan 2025 230DAY TD | MyState Bank Ltd | IEI364019 | 29 Jan 2025 | 5,000,000.00 | 165,410.96 | Security Coupon Interest | Central Coast Council |
| AU3FN0072740 | TMB 1.5 28 Oct 2025 FRN | Teachers Mutual Bank Ltd | IEI408048 | 29 Jan 2025 | 2,000,000.00 | 29,720.28 | Security Coupon Interest | Central Coast Council |
| AU3FN0055307 | UBS Aust 0.87 30 Jul 2025 FRN | UBS Australia Ltd | IEI408520 | 30 Jan 2025 | 10,000,000.00 | 132,593.42 | Security Coupon Interest | Central Coast Council |
| AU3CB0273407 | UBS Aust 1.2 30 Jul 2025 Fixed | UBS Australia Ltd | IEI408519 | 30 Jan 2025 | 4,000,000.00 | 24,000.00 | Security Coupon Interest | Central Coast Council |
| | | | | | | 2,089,941.12 | | |



3. Acquisitions, Disposals and Maturities Between 1 January 2025 and 31 January 2025

| Security | Issuer | Security ISIN | Deal Code | Acquisition/ Disposal | Transaction Date | Settlement Date | Face Value Original | Face Value Current | Bond Factor | Capital Price | Accrued Interest Price | Gross Price | Consideration Notional |
|----------------------------------|------------------------------------|---------------|-----------|-----------------------|------------------|-----------------|---------------------|--------------------|-------------|---------------|------------------------|-------------|------------------------|
| CBA At Call | Commonwealth Bank of Australia Ltd | | LC230752 | Acquisition | 1 Jan 2025 | 1 Jan 2025 | 49,036.66 | 49,036.66 | 1.00000000 | 100.000 | 0.000 | 100.000 | 49,036.66 |
| AMP At Call | AMP Bank Ltd | | LC230753 | Acquisition | 1 Jan 2025 | 1 Jan 2025 | 27.95 | 27.95 | 1.00000000 | 100.000 | 0.000 | 100.000 | 27.95 |
| AMP 5.15 08 Jan 2025 160DAY TD | AMP Bank Ltd | | LC213681 | Maturity | 8 Jan 2025 | | 5,000,000.00 | 5,000,000.00 | 1.00000000 | 100.000 | 0.000 | 100.000 | (5,000,000.00) |
| AMP 5.1 16 Jul 2025 189DAY TD | AMP Bank Ltd | | LC230773 | Acquisition | 8 Jan 2025 | 8 Jan 2025 | 5,000,000.00 | 5,000,000.00 | 1.00000000 | 100.000 | 0.000 | 100.000 | 5,000,000.00 |
| AMP 5.05 01 Oct 2025 266DAY TD | AMP Bank Ltd | | LC230775 | Acquisition | 8 Jan 2025 | 8 Jan 2025 | 5,000,000.00 | 5,000,000.00 | 1.00000000 | 100.000 | 0.000 | 100.000 | 5,000,000.00 |
| RABO 5.03 09 Jan 2030 1827DAY TD | Rabobank Australia Ltd | | LC230779 | Acquisition | 8 Jan 2025 | 8 Jan 2025 | 5,000,000.00 | 5,000,000.00 | 1.00000000 | 100.000 | 0.000 | 100.000 | 5,000,000.00 |
| Auswide 5 08 Oct 2025 273DAY TD | Auswide Bank Limited | | LX230777 | Acquisition | 8 Jan 2025 | 8 Jan 2025 | 5,000,000.00 | 5,000,000.00 | 1.00000000 | 100.000 | 0.000 | 100.000 | 5,000,000.00 |
| DFB 5 14 Jan 2026 371DAY TD | Defence Bank Ltd | | LX230778 | Acquisition | 8 Jan 2025 | 8 Jan 2025 | 5,000,000.00 | 5,000,000.00 | 1.00000000 | 100.000 | 0.000 | 100.000 | 5,000,000.00 |
| AMP 5.15 16 Jan 2025 154DAY TD | AMP Bank Ltd | | LC214991 | Maturity | 16 Jan 2025 | | 5,000,000.00 | 5,000,000.00 | 1.00000000 | 100.000 | 0.000 | 100.000 | (5,000,000.00) |
| CBA At Call | Commonwealth Bank of Australia Ltd | | LC231966 | Acquisition | 16 Jan 2025 | 16 Jan 2025 | 3,300,000.00 | 3,300,000.00 | 1.00000000 | 100.000 | 0.000 | 100.000 | 3,300,000.00 |
| JUDO 5.25 22 Jan 2025 237DAY TD | Judo Bank | | LX207968 | Maturity | 22 Jan 2025 | | 5,000,000.00 | 5,000,000.00 | 1.00000000 | 100.000 | 0.000 | 100.000 | (5,000,000.00) |
| MYS 5.25 29 Jan 2025 230DAY TD | MyState Bank Ltd | | LX209078 | Maturity | 29 Jan 2025 | | 5,000,000.00 | 5,000,000.00 | 1.00000000 | 100.000 | 0.000 | 100.000 | (5,000,000.00) |
| AMB 4.85 03 Feb 2027 734DAY TD | Australian Military Bank Limited | | LX232795 | Acquisition | 30 Jan 2025 | 30 Jan 2025 | 5,000,000.00 | 5,000,000.00 | 1.00000000 | 100.000 | 0.000 | 100.000 | 5,000,000.00 |
| AMB 4.85 10 Feb 2027 741DAY TD | Australian Military Bank Limited | | LX232796 | Acquisition | 30 Jan 2025 | 30 Jan 2025 | 5,000,000.00 | 5,000,000.00 | 1.00000000 | 100.000 | 0.000 | 100.000 | 5,000,000.00 |
| | | | | | | | | | | | | | 18,349,064.61 |

Notes

1. The maturity of 'MBS' type securities are excluded from the above list
2. At maturity, securities are assumed to be priced at capital price = 100, accrued interest = 0
3. To avoid misleading maturity data, the reporting period should start immediately after a month end and the reporting period should be kept small (e.g. 1 month).



4. Interest Income Accrued As At 31 January 2025

| Latest Deal Code | Security | WAL / Interim Maturity Date | Issue Date | Prior Coupon Date | Next Coupon Date | Accrual Period (Days) | Coupon Rate | Franking Credit Rate | Coupon Frequency | Face Value Notional | Current Face Value Notional | Latest Purchase Consideration | Market Value | Accrued Interest |
|------------------|------------------------------------|-----------------------------|-------------|-------------------|------------------|-----------------------|-------------|----------------------|------------------|---------------------|-----------------------------|-------------------------------|---------------|------------------|
| LC230753 | AMP At Call | 1 Feb 2025 | 31 Oct 2020 | 2 Feb 2023 | | 729 | 3.8000 | | Nil | 6,481.76 | 6,481.76 | 27.95 | 6,481.76 | 491.94 |
| LC231966 | CBA At Call | 1 Feb 2025 | 31 Oct 2020 | 30 Sep 2023 | | 489 | 4.1000 | | Nil | 5,008,941.66 | 5,008,941.66 | 3,300,000.00 | 5,008,941.66 | 275,134.99 |
| LX213682 | ING 5.12 05 Feb 2025 188DAY TD | 5 Feb 2025 | 1 Aug 2024 | | 5 Feb 2025 | 183 | 5.1200 | | Maturity | 10,000,000.00 | 10,000,000.00 | 10,000,000.00 | 10,256,701.40 | 256,701.37 |
| LC100354 | MACQ 1.7 12 Feb 2025 Fixed | 12 Feb 2025 | 12 Feb 2020 | 12 Aug 2024 | 12 Feb 2025 | 172 | 1.7000 | | Semi Annual | 25,000,000.00 | 25,000,000.00 | 10,510,000.00 | 25,173,000.00 | 200,273.97 |
| LC133971 | Auswide 0.75 14 Feb 2025 FRN | 14 Feb 2025 | 14 Feb 2022 | 14 Nov 2024 | 14 Feb 2025 | 78 | 5.1773 | | Quarterly | 5,000,000.00 | 5,000,000.00 | 5,000,000.00 | 5,055,150.00 | 55,319.10 |
| LX209069 | NAB 5.15 26 Feb 2025 258DAY TD | 26 Feb 2025 | 13 Jun 2024 | | 26 Feb 2025 | 232 | 5.1500 | | Maturity | 5,000,000.00 | 5,000,000.00 | 5,000,000.00 | 5,163,671.25 | 163,671.23 |
| LX207967 | JUDO 5.25 05 Mar 2025 279DAY TD | 5 Mar 2025 | 30 May 2024 | | 5 Mar 2025 | 246 | 5.2500 | | Maturity | 5,000,000.00 | 5,000,000.00 | 5,000,000.00 | 5,176,917.80 | 176,917.81 |
| LX213685 | ING 5.11 12 Mar 2025 223DAY TD | 12 Mar 2025 | 1 Aug 2024 | | 12 Mar 2025 | 183 | 5.1100 | | Maturity | 5,000,000.00 | 5,000,000.00 | 5,000,000.00 | 5,128,100.00 | 128,100.00 |
| LC136560 | Auswide 0.9 17 Mar 2025 FRN | 17 Mar 2025 | 17 Mar 2022 | 17 Dec 2024 | 17 Mar 2025 | 45 | 5.3656 | | Quarterly | 5,000,000.00 | 5,000,000.00 | 5,000,000.00 | 5,034,150.00 | 33,075.62 |
| LC141827 | NSWTC 1.25 20 Mar 2025 Fixed | 20 Mar 2025 | 21 Nov 2019 | 20 Sep 2024 | 20 Mar 2025 | 133 | 1.2500 | | Semi Annual | 2,000,000.00 | 2,000,000.00 | 2,004,760.00 | 2,001,280.00 | 9,109.59 |
| LX217991 | P&NB 5.06 26 Mar 2025 196DAY TD | 26 Mar 2025 | 11 Sep 2024 | | 26 Mar 2025 | 142 | 5.0600 | | Maturity | 5,000,000.00 | 5,000,000.00 | 5,000,000.00 | 5,098,427.40 | 98,427.40 |
| LC218029 | BBA 4.95 03 Apr 2025 204DAY TD | 3 Apr 2025 | 11 Sep 2024 | | 3 Apr 2025 | 142 | 4.9500 | | Maturity | 10,000,000.00 | 10,000,000.00 | 10,000,000.00 | 10,192,575.30 | 192,575.34 |
| LX217993 | Westpac 4.95 09 Apr 2025 210DAY TD | 9 Apr 2025 | 11 Sep 2024 | | 9 Apr 2025 | 142 | 4.9500 | | Maturity | 5,000,000.00 | 5,000,000.00 | 5,000,000.00 | 5,096,287.65 | 96,287.67 |
| LX207966 | MMB 5.3 16 Apr 2025 321DAY TD | 16 Apr 2025 | 30 May 2024 | | 16 Apr 2025 | 246 | 5.3000 | | Maturity | 5,000,000.00 | 5,000,000.00 | 5,000,000.00 | 5,178,602.75 | 178,602.74 |
| LX217995 | Westpac 4.95 23 Apr 2025 224DAY TD | 23 Apr 2025 | 11 Sep 2024 | | 23 Apr 2025 | 142 | 4.9500 | | Maturity | 5,000,000.00 | 5,000,000.00 | 5,000,000.00 | 5,096,287.65 | 96,287.67 |
| LX207930 | NAB 5.25 30 Apr 2025 335DAY TD | 30 Apr 2025 | 30 May 2024 | | 30 Apr 2025 | 246 | 5.2500 | | Maturity | 5,000,000.00 | 5,000,000.00 | 5,000,000.00 | 5,176,917.80 | 176,917.81 |
| LC210137 | RABO 5.32 07 May 2025 315DAY TD | 7 May 2025 | 26 Jun 2024 | | 7 May 2025 | 219 | 5.3200 | | Maturity | 5,000,000.00 | 5,000,000.00 | 5,000,000.00 | 5,159,600.00 | 159,600.00 |
| LC220907 | RABO 5.08 14 May 2025 209DAY TD | 14 May 2025 | 17 Oct 2024 | | 14 May 2025 | 106 | 5.0800 | | Maturity | 5,000,000.00 | 5,000,000.00 | 5,000,000.00 | 5,073,764.40 | 73,764.38 |
| LC143209 | Qld Police 1.35 19 May 2025 FRN | 19 May 2025 | 17 May 2022 | 18 Nov 2024 | 17 Feb 2025 | 74 | 5.7763 | | Quarterly | 5,000,000.00 | 5,000,000.00 | 5,000,000.00 | 5,067,350.00 | 58,554.27 |
| LX207925 | P&NB 5.35 30 May 2025 365DAY TD | 30 May 2025 | 30 May 2024 | | 30 May 2025 | 246 | 5.3500 | | Maturity | 5,000,000.00 | 5,000,000.00 | 5,000,000.00 | 5,180,287.65 | 180,287.67 |
| LX209073 | CACU 5.4 04 Jun 2025 356DAY TD | 4 Jun 2025 | 13 Jun 2024 | | 4 Jun 2025 | 232 | 5.4000 | | Maturity | 5,000,000.00 | 5,000,000.00 | 5,000,000.00 | 5,171,616.45 | 171,616.44 |
| LC145373 | Auswide 1.3 10 Jun 2025 FRN | 10 Jun 2025 | 10 Jun 2022 | 10 Dec 2024 | 10 Mar 2025 | 52 | 5.7443 | | Quarterly | 5,000,000.00 | 5,000,000.00 | 5,000,000.00 | 5,047,400.00 | 40,918.30 |
| LC107738 | MYS 0.65 16 Jun 2025 FRN | 16 Jun 2025 | 16 Jun 2021 | 16 Dec 2024 | 17 Mar 2025 | 46 | 5.1099 | | Quarterly | 9,500,000.00 | 9,500,000.00 | 9,500,000.00 | 9,557,190.00 | 61,178.80 |
| LC218001 | RABO 5 16 Jun 2025 278DAY TD | 16 Jun 2025 | 11 Sep 2024 | | 16 Jun 2025 | 142 | 5.0000 | | Maturity | 5,000,000.00 | 5,000,000.00 | 5,000,000.00 | 5,097,260.25 | 97,260.27 |
| LC96637 | BOQ 1.53 16 Jun 2025 1826DAY TD | 16 Jun 2025 | 16 Jun 2020 | 16 Jun 2024 | 16 Jun 2025 | 229 | 1.5300 | | Annual | 10,000,000.00 | 10,000,000.00 | 10,000,000.00 | 10,095,991.80 | 95,991.78 |
| LX229254 | BOQ 5.15 19 Jun 2025 189DAY TD | 19 Jun 2025 | 12 Dec 2024 | | 19 Jun 2025 | 50 | 5.1500 | | Maturity | 7,500,000.00 | 7,500,000.00 | 7,500,000.00 | 7,552,910.93 | 52,910.96 |
| LC209232 | P&NB 5.35 25 Jun 2025 376DAY TD | 25 Jun 2025 | 14 Jun 2024 | | 14 Jun 2025 | 231 | 5.3500 | | Semi Annual | 5,000,000.00 | 5,000,000.00 | 5,000,000.00 | 5,169,294.50 | 169,294.52 |
| LX213689 | NAB 5.2 02 Jul 2025 335DAY TD | 2 Jul 2025 | 1 Aug 2024 | | 2 Jul 2025 | 183 | 5.2000 | | Maturity | 5,000,000.00 | 5,000,000.00 | 5,000,000.00 | 5,130,356.15 | 130,356.16 |
| LC210140 | RABO 5.32 09 Jul 2025 378DAY TD | 9 Jul 2025 | 26 Jun 2024 | | 9 Jul 2025 | 219 | 5.3200 | | Maturity | 5,000,000.00 | 5,000,000.00 | 5,000,000.00 | 5,159,600.00 | 159,600.00 |
| LX229255 | BOQ 5.11 10 Jul 2025 210DAY TD | 10 Jul 2025 | 12 Dec 2024 | | 10 Jul 2025 | 50 | 5.1100 | | Maturity | 7,500,000.00 | 7,500,000.00 | 7,500,000.00 | 7,552,500.00 | 52,500.00 |
| LC217987 | RABO 5 15 Jul 2025 307DAY TD | 15 Jul 2025 | 11 Sep 2024 | | 15 Jul 2025 | 142 | 5.0000 | | Maturity | 5,000,000.00 | 5,000,000.00 | 5,000,000.00 | 5,097,260.25 | 97,260.27 |
| LX209090 | G&C MB 5.35 16 Jul 2025 398DAY TD | 16 Jul 2025 | 13 Jun 2024 | | 16 Jul 2025 | 232 | 5.3500 | | Maturity | 5,000,000.00 | 5,000,000.00 | 5,000,000.00 | 5,170,027.40 | 170,027.40 |
| LC230773 | AMP 5.1 16 Jul 2025 189DAY TD | 16 Jul 2025 | 8 Jan 2025 | | 16 Jul 2025 | 23 | 5.1000 | | Maturity | 5,000,000.00 | 5,000,000.00 | 5,000,000.00 | 5,016,068.50 | 16,068.49 |



Investment Report Pack
Central Coast Council
1 January 2025 to 31 January 2025

| Latest Deal Code | Security | WAL / Interim Maturity Date | Issue Date | Prior Coupon Date | Next Coupon Date | Accrual Period (Days) | Coupon Rate | Franking Credit Rate | Coupon Frequency | Face Value Notional | Current Face Value Notional | Latest Purchase Consideration | Market Value | Accrued Interest |
|------------------|-----------------------------------|-----------------------------|-------------|-------------------|------------------|-----------------------|-------------|----------------------|------------------|---------------------|-----------------------------|-------------------------------|---------------|------------------|
| LX229258 | CUA 5.16 17 Jul 2025 217DAY TD | 17 Jul 2025 | 12 Dec 2024 | | 17 Jul 2025 | 50 | 5.1600 | | Maturity | 5,000,000.00 | 5,000,000.00 | 5,000,000.00 | 5,035,342.45 | 35,342.47 |
| LX213692 | NAB 5.2 23 Jul 2025 356DAY TD | 23 Jul 2025 | 1 Aug 2024 | | 23 Jul 2025 | 183 | 5.2000 | | Maturity | 5,000,000.00 | 5,000,000.00 | 5,000,000.00 | 5,130,356.15 | 130,356.16 |
| LX229259 | CUA 5.16 24 Jul 2025 224DAY TD | 24 Jul 2025 | 12 Dec 2024 | | 24 Jul 2025 | 50 | 5.1600 | | Maturity | 5,000,000.00 | 5,000,000.00 | 5,000,000.00 | 5,035,342.45 | 35,342.47 |
| LC100329 | UBS Aust 1.2 30 Jul 2025 Fixed | 30 Jul 2025 | 30 Jul 2020 | 30 Jan 2025 | 30 Jul 2025 | 1 | 1.2000 | | Semi Annual | 4,000,000.00 | 4,000,000.00 | 4,120,240.00 | 3,935,480.00 | 131.51 |
| LC104737 | UBS Aust 0.87 30 Jul 2025 FRN | 30 Jul 2025 | 30 Jul 2020 | 30 Jan 2025 | 30 Apr 2025 | 1 | 5.1253 | | Quarterly | 10,000,000.00 | 10,000,000.00 | 5,083,750.00 | 10,023,800.00 | 1,404.19 |
| LC210145 | RABO 5.32 06 Aug 2025 406DAY TD | 6 Aug 2025 | 26 Jun 2024 | | 6 Aug 2025 | 219 | 5.3200 | | Maturity | 5,000,000.00 | 5,000,000.00 | 5,000,000.00 | 5,159,600.00 | 159,600.00 |
| LC223234 | BBA 5.15 13 Aug 2025 279DAY TD | 13 Aug 2025 | 7 Nov 2024 | | 13 Aug 2025 | 85 | 5.1500 | | Maturity | 5,000,000.00 | 5,000,000.00 | 5,000,000.00 | 5,059,965.75 | 59,965.75 |
| LX209091 | G&C MB 5.35 20 Aug 2025 433DAY TD | 20 Aug 2025 | 13 Jun 2024 | | 20 Aug 2025 | 232 | 5.3500 | | Maturity | 5,000,000.00 | 5,000,000.00 | 5,000,000.00 | 5,170,027.40 | 170,027.40 |
| LC223235 | BBA 5.15 27 Aug 2025 293DAY TD | 27 Aug 2025 | 7 Nov 2024 | | 27 Aug 2025 | 85 | 5.1500 | | Maturity | 5,000,000.00 | 5,000,000.00 | 5,000,000.00 | 5,059,965.75 | 59,965.75 |
| LX225649 | DFB 5.09 03 Sep 2025 279DAY TD | 3 Sep 2025 | 28 Nov 2024 | | 3 Sep 2025 | 64 | 5.0900 | | Maturity | 5,000,000.00 | 5,000,000.00 | 5,000,000.00 | 5,044,624.65 | 44,624.66 |
| LC218018 | ING 4.95 10 Sep 2025 364DAY TD | 10 Sep 2025 | 11 Sep 2024 | | 10 Sep 2025 | 142 | 4.9500 | | Maturity | 5,000,000.00 | 5,000,000.00 | 5,000,000.00 | 5,096,287.65 | 96,287.67 |
| LX209092 | G&C MB 5.35 17 Sep 2025 461DAY TD | 17 Sep 2025 | 13 Jun 2024 | | 17 Sep 2025 | 232 | 5.3500 | | Maturity | 5,000,000.00 | 5,000,000.00 | 5,000,000.00 | 5,170,027.40 | 170,027.40 |
| LC190925 | JUDO 6.4 26 Sep 2025 Fixed | 26 Sep 2025 | 26 Sep 2022 | 26 Sep 2024 | 26 Mar 2025 | 127 | 6.4000 | | Semi Annual | 8,630,000.00 | 8,630,000.00 | 3,705,830.70 | 8,829,180.40 | 192,177.10 |
| LC230775 | AMP 5.05 01 Oct 2025 266DAY TD | 1 Oct 2025 | 8 Jan 2025 | | 1 Oct 2025 | 23 | 5.0500 | | Maturity | 5,000,000.00 | 5,000,000.00 | 5,000,000.00 | 5,015,910.95 | 15,910.96 |
| LX230777 | Auswide 5.08 Oct 2025 273DAY TD | 8 Oct 2025 | 8 Jan 2025 | | 8 Oct 2025 | 23 | 5.0000 | | Maturity | 5,000,000.00 | 5,000,000.00 | 5,000,000.00 | 5,015,753.40 | 15,753.42 |
| LX220905 | ING 5.03 08 Oct 2025 356DAY TD | 8 Oct 2025 | 17 Oct 2024 | | 8 Oct 2025 | 106 | 5.0300 | | Maturity | 5,000,000.00 | 5,000,000.00 | 5,000,000.00 | 5,073,038.35 | 73,038.36 |
| LC155063 | MYS 1.3 13 Oct 2025 FRN | 13 Oct 2025 | 13 Oct 2022 | 13 Jan 2025 | 14 Apr 2025 | 18 | 5.6397 | | Quarterly | 10,000,000.00 | 10,000,000.00 | 10,000,000.00 | 10,059,400.00 | 27,812.22 |
| LX220906 | ING 5.03 22 Oct 2025 370DAY TD | 22 Oct 2025 | 17 Oct 2024 | | 22 Oct 2025 | 106 | 5.0300 | | Maturity | 5,000,000.00 | 5,000,000.00 | 5,000,000.00 | 5,073,038.35 | 73,038.36 |
| LC181158 | TMB 1.5 28 Oct 2025 FRN | 28 Oct 2025 | 28 Oct 2022 | 28 Jan 2025 | 28 Apr 2025 | 3 | 5.7903 | | Quarterly | 2,000,000.00 | 2,000,000.00 | 2,033,180.00 | 2,013,400.00 | 951.83 |
| LC188385 | Auswide 1.5 07 Nov 2025 FRN | 7 Nov 2025 | 7 Nov 2022 | 7 Nov 2024 | 7 Feb 2025 | 85 | 5.9150 | | Quarterly | 9,750,000.00 | 9,750,000.00 | 2,518,275.00 | 9,912,045.00 | 134,302.91 |
| LC223313 | ING 5.1 12 Nov 2025 370DAY TD | 12 Nov 2025 | 7 Nov 2024 | | 7 Nov 2025 | 85 | 5.1000 | | Semi Annual | 5,000,000.00 | 5,000,000.00 | 5,000,000.00 | 5,059,383.55 | 59,383.56 |
| LC208078 | BVIC 5.25 19 Nov 2025 538DAY TD | 19 Nov 2025 | 30 May 2024 | | 19 Nov 2025 | 246 | 5.2500 | | Maturity | 5,000,000.00 | 5,000,000.00 | 5,000,000.00 | 5,176,917.80 | 176,917.81 |
| LC223315 | ING 5.1 26 Nov 2025 384DAY TD | 26 Nov 2025 | 7 Nov 2024 | | 7 Nov 2025 | 85 | 5.1000 | | Semi Annual | 5,000,000.00 | 5,000,000.00 | 5,000,000.00 | 5,059,383.55 | 59,383.56 |
| LC157929 | CUA 1.58 01 Dec 2025 FRN | 1 Dec 2025 | 1 Dec 2022 | 2 Dec 2024 | 3 Mar 2025 | 60 | 6.0160 | | Quarterly | 3,500,000.00 | 3,500,000.00 | 3,500,000.00 | 3,560,340.00 | 34,612.60 |
| LC112609 | BENAU 0.52 02 Dec 2025 FRN | 2 Dec 2025 | 2 Dec 2020 | 2 Dec 2024 | 3 Mar 2025 | 60 | 4.9560 | | Quarterly | 35,500,000.00 | 35,500,000.00 | 4,512,240.00 | 35,804,590.00 | 289,213.15 |
| LC157906 | Qld Police 1.75 06 Dec 2025 FRN | 6 Dec 2025 | 6 Dec 2022 | 6 Dec 2024 | 6 Mar 2025 | 56 | 6.1760 | | Quarterly | 10,000,000.00 | 10,000,000.00 | 10,000,000.00 | 10,173,000.00 | 94,755.07 |
| LX105597 | MACQ 0.48 09 Dec 2025 FRN | 9 Dec 2025 | 9 Dec 2020 | 9 Dec 2024 | 10 Mar 2025 | 53 | 4.9197 | | Quarterly | 20,000,000.00 | 20,000,000.00 | 9,979,100.00 | 20,150,800.00 | 142,873.48 |
| LX229252 | Auswide 5.1 11 Dec 2025 364DAY TD | 11 Dec 2025 | 12 Dec 2024 | | 11 Dec 2025 | 50 | 5.1000 | | Maturity | 5,000,000.00 | 5,000,000.00 | 5,000,000.00 | 5,034,931.50 | 34,931.51 |
| LX225654 | ING 5.11 19 Dec 2025 386DAY TD | 19 Dec 2025 | 28 Nov 2024 | | 19 Dec 2025 | 64 | 5.1100 | | Maturity | 5,000,000.00 | 5,000,000.00 | 5,000,000.00 | 5,044,800.00 | 44,800.00 |
| LC223316 | ING 5.1 19 Dec 2025 407DAY TD | 19 Dec 2025 | 7 Nov 2024 | | 7 Nov 2025 | 85 | 5.1000 | | Semi Annual | 5,000,000.00 | 5,000,000.00 | 5,000,000.00 | 5,059,383.55 | 59,383.56 |
| LX225655 | ING 5.11 24 Dec 2025 391DAY TD | 24 Dec 2025 | 28 Nov 2024 | | 24 Dec 2025 | 64 | 5.1100 | | Maturity | 5,000,000.00 | 5,000,000.00 | 5,000,000.00 | 5,044,800.00 | 44,800.00 |
| LC223317 | ING 5.1 07 Jan 2026 426DAY TD | 7 Jan 2026 | 7 Nov 2024 | | 7 Nov 2025 | 85 | 5.1000 | | Semi Annual | 5,000,000.00 | 5,000,000.00 | 5,000,000.00 | 5,059,383.55 | 59,383.56 |
| LX230778 | DFB 5.14 Jan 2026 371DAY TD | 14 Jan 2026 | 8 Jan 2025 | | 14 Jan 2026 | 23 | 5.0000 | | Maturity | 5,000,000.00 | 5,000,000.00 | 5,000,000.00 | 5,015,753.40 | 15,753.42 |
| LC225657 | RABO 5.1 28 Jan 2026 426DAY TD | 28 Jan 2026 | 28 Nov 2024 | | 28 Jan 2026 | 64 | 5.1000 | | Maturity | 5,000,000.00 | 5,000,000.00 | 5,000,000.00 | 5,044,712.35 | 44,712.33 |
| LC217990 | RABO 4.85 18 Feb 2026 525DAY TD | 18 Feb 2026 | 11 Sep 2024 | | 11 Sep 2025 | 142 | 4.8500 | | Annual | 5,000,000.00 | 5,000,000.00 | 5,000,000.00 | 5,094,342.45 | 94,342.47 |



Investment Report Pack
Central Coast Council
1 January 2025 to 31 January 2025

| Latest Deal Code | Security | WAL / Interim Maturity Date | Issue Date | Prior Coupon Date | Next Coupon Date | Accrual Period (Days) | Coupon Rate | Franking Credit Rate | Coupon Frequency | Face Value Notional | Current Face Value Notional | Latest Purchase Consideration | Market Value | Accrued Interest |
|------------------|--|-----------------------------|-------------|-------------------|------------------|-----------------------|-------------|----------------------|------------------|---------------------|-----------------------------|-------------------------------|---------------|------------------|
| LC188379 | RACB 1.5 24 Feb 2026 FRN | 24 Feb 2026 | 24 Feb 2023 | 25 Nov 2024 | 24 Feb 2025 | 67 | 5.9151 | | Quarterly | 6,500,000.00 | 6,500,000.00 | 2,758,855.00 | 6,609,525.00 | 70,576.06 |
| LC112608 | SunBank 0.45 24 Feb 2026 FRN | 24 Feb 2026 | 24 Feb 2021 | 25 Nov 2024 | 24 Feb 2025 | 67 | 4.8651 | | Quarterly | 5,000,000.00 | 5,000,000.00 | 5,010,350.00 | 5,043,350.00 | 44,652.29 |
| LC103543 | UBS Aust 0.5 26 Feb 2026 FRN | 26 Feb 2026 | 26 Feb 2021 | 26 Nov 2024 | 26 Feb 2025 | 66 | 4.9179 | | Quarterly | 18,800,000.00 | 18,800,000.00 | 12,013,800.00 | 18,966,568.00 | 167,181.65 |
| LC103141 | NPBS 0.63 04 Mar 2026 FRN | 4 Mar 2026 | 4 Mar 2021 | 4 Dec 2024 | 4 Mar 2025 | 58 | 5.0527 | | Quarterly | 1,000,000.00 | 1,000,000.00 | 1,002,420.00 | 1,007,230.00 | 8,028.95 |
| LC164300 | Auswide 1.5 17 Mar 2026 FRN | 17 Mar 2026 | 17 Mar 2023 | 17 Dec 2024 | 17 Mar 2025 | 45 | 5.9656 | | Quarterly | 4,500,000.00 | 4,500,000.00 | 4,500,000.00 | 4,550,130.00 | 33,096.82 |
| LC105450 | CUA 0.68 22 Apr 2026 FRN | 22 Apr 2026 | 22 Apr 2021 | 22 Jan 2025 | 22 Apr 2025 | 9 | 5.0129 | | Quarterly | 11,000,000.00 | 11,000,000.00 | 11,000,000.00 | 11,005,060.00 | 13,596.63 |
| LC109088 | BOQ 0.63 06 May 2026 FRN | 6 May 2026 | 6 May 2021 | 6 Nov 2024 | 6 Feb 2025 | 86 | 5.0531 | | Quarterly | 5,000,000.00 | 5,000,000.00 | 5,026,950.00 | 5,057,100.00 | 59,529.67 |
| LC225658 | RABO 5.1 20 May 2026 538DAY TD | 20 May 2026 | 28 Nov 2024 | | 20 May 2026 | 64 | 5.1000 | | Maturity | 5,000,000.00 | 5,000,000.00 | 5,000,000.00 | 5,044,712.35 | 44,712.33 |
| LC137828 | TMB 0.68 16 Jun 2026 FRN | 16 Jun 2026 | 16 Jun 2021 | 16 Dec 2024 | 17 Mar 2025 | 46 | 5.1399 | | Quarterly | 1,700,000.00 | 1,700,000.00 | 1,674,194.00 | 1,709,112.00 | 11,012.06 |
| LC169762 | Qld Police 1.7 16 Jun 2026 FRN | 16 Jun 2026 | 16 Jun 2023 | 16 Dec 2024 | 17 Mar 2025 | 46 | 6.1599 | | Quarterly | 4,500,000.00 | 4,500,000.00 | 4,500,000.00 | 4,585,770.00 | 34,934.23 |
| LC109586 | BENAU 0.65 18 Jun 2026 FRN | 18 Jun 2026 | 18 Jun 2021 | 18 Dec 2024 | 18 Mar 2025 | 44 | 5.1180 | | Quarterly | 15,300,000.00 | 15,300,000.00 | 3,019,110.00 | 15,411,996.00 | 94,395.55 |
| LX109029 | BOQ 0.58 08 Jul 2026 1826DAY FRD | 8 Jul 2026 | 8 Jul 2021 | 8 Jan 2025 | 8 Apr 2025 | 23 | 4.9581 | | Quarterly | 5,000,000.00 | 5,000,000.00 | 5,000,000.00 | 5,015,621.40 | 15,621.41 |
| LX109587 | BOQ 0.58 22 Jul 2026 1826DAY FRD | 22 Jul 2026 | 22 Jul 2021 | 22 Jan 2025 | 22 Apr 2025 | 9 | 4.9129 | | Quarterly | 3,000,000.00 | 3,000,000.00 | 3,000,000.00 | 3,003,634.20 | 3,634.20 |
| LC112610 | NAB 0.41 24 Aug 2026 FRN | 24 Aug 2026 | 24 Aug 2021 | 25 Nov 2024 | 24 Feb 2025 | 67 | 4.8251 | | Quarterly | 7,000,000.00 | 7,000,000.00 | 7,012,180.00 | 7,055,020.00 | 61,999.23 |
| LC113804 | SunBank 0.48 15 Sep 2026 FRN | 15 Sep 2026 | 15 Sep 2021 | 16 Dec 2024 | 17 Mar 2025 | 46 | 4.9399 | | Quarterly | 12,900,000.00 | 12,900,000.00 | 9,989,800.00 | 12,971,982.00 | 80,310.59 |
| LC180295 | Qld Police 1.65 18 Sep 2026 FRN | 18 Sep 2026 | 18 Sep 2023 | 18 Dec 2024 | 18 Mar 2025 | 44 | 6.1180 | | Quarterly | 9,500,000.00 | 9,500,000.00 | 9,500,000.00 | 9,685,915.00 | 70,063.67 |
| LC180163 | CACU 1.7 21 Sep 2026 FRN | 21 Sep 2026 | 20 Sep 2023 | 23 Dec 2024 | 21 Mar 2025 | 39 | 6.1513 | | Quarterly | 9,000,000.00 | 9,000,000.00 | 9,000,000.00 | 9,061,020.00 | 59,153.60 |
| LC190930 | CUA 1.6 23 Oct 2026 FRN | 23 Oct 2026 | 23 Jan 2024 | 23 Jan 2025 | 23 Apr 2025 | 8 | 5.9285 | | Quarterly | 2,500,000.00 | 2,500,000.00 | 2,506,975.00 | 2,535,750.00 | 3,248.49 |
| LC116445 | BOQ 0.8 27 Oct 2026 FRN | 27 Oct 2026 | 27 Oct 2021 | 28 Jan 2025 | 28 Apr 2025 | 3 | 5.0903 | | Quarterly | 22,000,000.00 | 22,000,000.00 | 15,059,400.00 | 22,036,740.00 | 9,204.38 |
| LX185851 | PCU 1.55 17 Nov 2026 FRN | 17 Nov 2026 | 17 Nov 2023 | 18 Nov 2024 | 17 Feb 2025 | 74 | 5.9763 | | Quarterly | 5,000,000.00 | 5,000,000.00 | 5,000,000.00 | 5,101,750.00 | 60,581.67 |
| LC187340 | Qld Police 1.65 01 Dec 2026 FRN | 1 Dec 2026 | 1 Dec 2023 | 2 Dec 2024 | 3 Mar 2025 | 60 | 6.0860 | | Quarterly | 10,000,000.00 | 10,000,000.00 | 10,000,000.00 | 10,228,600.00 | 100,043.84 |
| LC111486 | NTTC 1.4 15 Dec 2026 - Issued 26 August 2021 - CCC Fixed | 15 Dec 2026 | 26 Aug 2021 | 15 Dec 2024 | 15 Jun 2025 | 47 | 1.4000 | | Semi Annual | 5,000,000.00 | 5,000,000.00 | 5,000,000.00 | 5,009,000.00 | 9,013.70 |
| LC116992 | CBA 0.7 14 Jan 2027 FRN | 14 Jan 2027 | 14 Jan 2022 | 14 Jan 2025 | 14 Apr 2025 | 17 | 5.0411 | | Quarterly | 6,500,000.00 | 6,500,000.00 | 6,500,000.00 | 6,534,385.00 | 15,261.41 |
| LC117174 | Westpac 0.7 25 Jan 2027 FRN | 25 Jan 2027 | 25 Jan 2022 | 28 Jan 2025 | 28 Apr 2025 | 3 | 4.9903 | | Quarterly | 16,000,000.00 | 16,000,000.00 | 16,000,000.00 | 16,053,440.00 | 6,562.59 |
| LC117127 | SunBank 0.78 25 Jan 2027 FRN | 25 Jan 2027 | 25 Jan 2022 | 28 Jan 2025 | 28 Apr 2025 | 3 | 5.0703 | | Quarterly | 13,000,000.00 | 13,000,000.00 | 13,000,000.00 | 13,052,650.00 | 5,417.58 |
| LC209063 | BOQ 4.7 27 Jan 2027 Fixed | 27 Jan 2027 | 27 Jan 2023 | 27 Jan 2025 | 27 Jul 2025 | 4 | 4.7000 | | Semi Annual | 5,000,000.00 | 5,000,000.00 | 5,039,500.00 | 5,002,350.00 | 2,575.34 |
| LX232795 | AMB 4.85 03 Feb 2027 734DAY TD | 3 Feb 2027 | 30 Jan 2025 | | 3 Feb 2027 | 1 | 4.8500 | | Maturity | 5,000,000.00 | 5,000,000.00 | 5,000,000.00 | 5,000,664.40 | 664.38 |
| LC181165 | CUA 1.65 09 Feb 2027 FRN | 9 Feb 2027 | 9 Feb 2023 | 11 Nov 2024 | 10 Feb 2025 | 81 | 6.0631 | | Quarterly | 12,500,000.00 | 12,500,000.00 | 7,646,550.00 | 12,853,375.00 | 168,188.73 |
| LX190938 | NPBS 1 10 Feb 2027 FRN | 10 Feb 2027 | 10 Feb 2022 | 11 Nov 2024 | 10 Feb 2025 | 81 | 5.4131 | | Quarterly | 13,100,000.00 | 13,100,000.00 | 9,991,700.00 | 13,259,427.00 | 157,365.49 |
| LX232796 | AMB 4.85 10 Feb 2027 741DAY TD | 10 Feb 2027 | 30 Jan 2025 | | 10 Feb 2027 | 1 | 4.8500 | | Maturity | 5,000,000.00 | 5,000,000.00 | 5,000,000.00 | 5,000,664.40 | 664.38 |
| LC169102 | BAL 1.55 22 Feb 2027 FRN | 22 Feb 2027 | 22 Feb 2023 | 22 Nov 2024 | 24 Feb 2025 | 70 | 5.9729 | | Quarterly | 9,250,000.00 | 9,250,000.00 | 4,287,995.00 | 9,454,980.00 | 105,957.61 |
| LC229251 | Auswide 1.6 22 Mar 2027 FRN | 22 Mar 2027 | 22 Mar 2024 | 23 Dec 2024 | 24 Mar 2025 | 39 | 6.0513 | | Quarterly | 2,750,000.00 | 2,750,000.00 | 2,775,657.50 | 2,785,585.00 | 17,780.87 |
| LC213714 | TMB 1.3 21 Jun 2027 FRN | 21 Jun 2027 | 21 Jun 2024 | 23 Dec 2024 | 21 Mar 2025 | 39 | 5.7513 | | Quarterly | 10,000,000.00 | 10,000,000.00 | 10,114,900.00 | 10,151,100.00 | 61,452.25 |
| LC229257 | AMP 1.27 13 Sep 2027 FRN | 13 Sep 2027 | 13 Sep 2024 | 13 Dec 2024 | 13 Mar 2025 | 49 | 5.7304 | | Quarterly | 24,000,000.00 | 24,000,000.00 | 9,052,290.00 | 24,270,720.00 | 184,628.78 |
| LC229250 | PCU 1.15 08 Nov 2027 FRN | 8 Nov 2027 | 8 Nov 2024 | | 10 Feb 2025 | 84 | 5.5692 | | Quarterly | 2,000,000.00 | 2,000,000.00 | 2,016,420.00 | 2,024,620.00 | 25,633.58 |



Investment Report Pack
Central Coast Council
1 January 2025 to 31 January 2025

| Latest Deal Code | Security | WAL / Interim Maturity Date | Issue Date | Prior Coupon Date | Next Coupon Date | Accrual Period (Days) | Coupon Rate | Franking Credit Rate | Coupon Frequency | Face Value Notional | Current Face Value Notional | Latest Purchase Consideration | Market Value | Accrued Interest |
|------------------|----------------------------------|-----------------------------|-------------|-------------------|------------------|-----------------------|-------------|----------------------|------------------|-----------------------|-----------------------------|-------------------------------|----------------|------------------|
| LC207926 | BAL 1.7 21 Feb 2028 FRN | 21 Feb 2028 | 21 Feb 2024 | 21 Nov 2024 | 21 Feb 2025 | 71 | 6.1227 | | Quarterly | 10,000,000.00 | 10,000,000.00 | 10,114,700.00 | 10,274,600.00 | 119,099.10 |
| LC167397 | BOQ 1.2 09 May 2028 COVEREDFLO | 9 May 2028 | 9 May 2023 | 11 Nov 2024 | 10 Feb 2025 | 81 | 5.6131 | | Quarterly | 5,000,000.00 | 5,000,000.00 | 5,022,250.00 | 5,122,800.00 | 62,282.34 |
| LC179277 | UBS Aust 1.55 12 May 2028 FRN | 12 May 2028 | 12 May 2023 | 12 Nov 2024 | 12 Feb 2025 | 80 | 5.9665 | | Quarterly | 7,600,000.00 | 7,600,000.00 | 5,090,950.00 | 7,874,436.00 | 99,387.18 |
| LC142120 | NSWTC 3 15 Nov 2028 Fixed | 15 Nov 2028 | 15 Nov 2018 | 15 Nov 2024 | 15 May 2025 | 77 | 3.0000 | | Semi Annual | 15,000,000.00 | 15,000,000.00 | 14,700,900.00 | 14,531,850.00 | 94,931.51 |
| LC230779 | RABO 5.03 09 Jan 2030 1827DAY TD | 9 Jan 2030 | 8 Jan 2025 | | 8 Jan 2026 | 23 | 5.0300 | | Annual | 5,000,000.00 | 5,000,000.00 | 5,000,000.00 | 5,015,847.95 | 15,847.95 |
| | | | | | | | | | | 775,795,423.42 | 775,795,423.42 | | 785,396,159.20 | 8,874,682.72 |

Notes:

1. Coupon Rate is the full coupon rate at the next coupon date if that next coupon exists.
2. Accrued Interest is calculated as Current Face Value x Coupon Rate (Adjusted by Franking Credit Rate) x (Days Since Prior Coupon or Issue Date / 365).
3. The accrued interest component of the Market Value does not consider the franking credit rate and is instead based upon market prices.
4. Immaterial differences in Accrued Interest and the accrued interest portion of Market Value may arise because Market Value is calculated using a rounded "price per 100" value.



5. Portfolio Valuation As At 31 January 2025

| Security | Security Rating | ISIN | Face Value Original | Face Value Current | Fl Cap Price/ Unit Price/ Share Price | Unit Count/ Share Count | Accrued Interest Price | Market Value | % Total Value | Running Yield | Weighted Running Yield |
|--|-----------------|--------------|---------------------|--------------------|---------------------------------------|-------------------------|------------------------|---------------|---------------|---------------|------------------------|
| At Call Deposit | | | | | | | | | | | |
| AMP At Call | S&P BBB | | 6,481.76 | 6,481.76 | 100.000 | | 0.000 | 6,481.76 | 0.00% | 3.80% | |
| CBA At Call | S&P AA- | | 5,008,941.66 | 5,008,941.66 | 100.000 | | 0.000 | 5,008,941.66 | 0.64% | 4.10% | |
| | | | 5,015,423.42 | 5,015,423.42 | | | | 5,015,423.42 | 0.64% | | 4.10% |
| Covered Floating Bond | | | | | | | | | | | |
| BOQ 1.2 09 May 2028 COVEREDFLO | S&P AAA | AU3FN0077798 | 5,000,000.00 | 5,000,000.00 | 101.210 | | 1.246 | 5,122,800.00 | 0.65% | 5.59% | |
| | | | 5,000,000.00 | 5,000,000.00 | | | | 5,122,800.00 | 0.65% | | 5.59% |
| Fixed Rate Bond | | | | | | | | | | | |
| BOQ 4.7 27 Jan 2027 Fixed | S&P A- | AU3CB0296168 | 5,000,000.00 | 5,000,000.00 | 99.995 | | 0.052 | 5,002,350.00 | 0.64% | 4.75% | |
| JUDO 6.4 26 Sep 2025 Fixed | S&P BBB | AU3CB0292480 | 8,630,000.00 | 8,630,000.00 | 100.063 | | 2.245 | 8,829,180.40 | 1.12% | 6.36% | |
| MACQ 1.7 12 Feb 2025 Fixed | S&P A+ | AU3CB0270387 | 25,000,000.00 | 25,000,000.00 | 99.897 | | 0.795 | 25,173,000.00 | 3.21% | 1.63% | |
| NTTC 1.4 15 Dec 2026 - Issued 26 August 2021 - CCC Fixed | Moody's Aa3 | | 5,000,000.00 | 5,000,000.00 | 100.000 | | 0.180 | 5,009,000.00 | 0.64% | 1.40% | |
| NSWTC 1.25 20 Mar 2025 Fixed | S&P AA+ | AU3SG0002025 | 2,000,000.00 | 2,000,000.00 | 99.605 | | 0.459 | 2,001,280.00 | 0.25% | 1.25% | |
| NSWTC 3 15 Nov 2028 Fixed | Moody's Aaa | AU3SG0001878 | 15,000,000.00 | 15,000,000.00 | 96.241 | | 0.638 | 14,531,850.00 | 1.85% | 3.06% | |
| UBS Aust 1.2 30 Jul 2025 Fixed | Moody's Aa3 | AU3CB0273407 | 4,000,000.00 | 4,000,000.00 | 98.384 | | 0.003 | 3,935,480.00 | 0.50% | 1.17% | |
| | | | 64,630,000.00 | 64,630,000.00 | | | | 64,482,140.40 | 8.21% | | 2.76% |
| Floating Rate Deposit | | | | | | | | | | | |
| BOQ 0.58 08 Jul 2026 1826DAY FRD | S&P A- | | 5,000,000.00 | 5,000,000.00 | 100.000 | | 0.312 | 5,015,621.40 | 0.64% | 4.96% | |
| BOQ 0.58 22 Jul 2026 1826DAY FRD | S&P A- | | 3,000,000.00 | 3,000,000.00 | 100.000 | | 0.121 | 3,003,634.20 | 0.38% | 4.91% | |
| | | | 8,000,000.00 | 8,000,000.00 | | | | 8,019,255.60 | 1.02% | | 4.94% |
| Floating Rate Note | | | | | | | | | | | |
| AMP 1.27 13 Sep 2027 FRN | S&P BBB+ | AU3FN0091674 | 24,000,000.00 | 24,000,000.00 | 100.359 | | 0.769 | 24,270,720.00 | 3.09% | 5.70% | |
| Auswide 0.75 14 Feb 2025 FRN | Moody's Baa2 | AU3FN0066320 | 5,000,000.00 | 5,000,000.00 | 99.997 | | 1.106 | 5,055,150.00 | 0.64% | 5.18% | |
| Auswide 0.9 17 Mar 2025 FRN | Moody's Baa2 | AU3FN0067393 | 5,000,000.00 | 5,000,000.00 | 100.021 | | 0.662 | 5,034,150.00 | 0.64% | 5.37% | |
| Auswide 1.3 10 Jun 2025 FRN | Moody's Baa2 | AU3FN0069555 | 5,000,000.00 | 5,000,000.00 | 100.130 | | 0.818 | 5,047,400.00 | 0.64% | 5.74% | |
| Auswide 1.5 07 Nov 2025 FRN | Moody's Baa2 | AU3FN0073037 | 9,750,000.00 | 9,750,000.00 | 100.285 | | 1.377 | 9,912,045.00 | 1.26% | 5.91% | |
| Auswide 1.5 17 Mar 2026 FRN | Moody's Baa2 | AU3FN0076352 | 4,500,000.00 | 4,500,000.00 | 100.379 | | 0.735 | 4,550,130.00 | 0.58% | 5.97% | |
| Auswide 1.6 22 Mar 2027 FRN | Moody's Baa2 | AU3FN0086104 | 2,750,000.00 | 2,750,000.00 | 100.647 | | 0.647 | 2,785,585.00 | 0.35% | 5.99% | |
| BAL 1.55 22 Feb 2027 FRN | S&P BBB+ | AU3FN0075461 | 9,250,000.00 | 9,250,000.00 | 101.071 | | 1.145 | 9,454,980.00 | 1.20% | 5.94% | |
| BAL 1.7 21 Feb 2028 FRN | S&P BBB+ | AU3FN0085031 | 10,000,000.00 | 10,000,000.00 | 101.555 | | 1.191 | 10,274,600.00 | 1.31% | 6.07% | |
| BOQ 0.63 06 May 2026 FRN | S&P A- | AU3FN0060406 | 5,000,000.00 | 5,000,000.00 | 99.951 | | 1.191 | 5,057,100.00 | 0.64% | 5.03% | |
| BOQ 0.8 27 Oct 2026 FRN | S&P A- | AU3FN0063764 | 22,000,000.00 | 22,000,000.00 | 100.125 | | 0.042 | 22,036,740.00 | 2.81% | 5.08% | |
| BENAU 0.52 02 Dec 2025 FRN | S&P A- | AU3FN0057634 | 35,500,000.00 | 35,500,000.00 | 100.043 | | 0.815 | 35,804,590.00 | 4.56% | 4.94% | |



Investment Report Pack
Central Coast Council
1 January 2025 to 31 January 2025

| Security | Security Rating | ISIN | Face Value Original | Face Value Current | FI Cap Price/ Unit Price/ Share Price | Unit Count/ Share Count | Accrued Interest Price | Market Value | % Total Value | Running Yield | Weighted Running Yield |
|---------------------------------|-----------------|--------------|---------------------|--------------------|---------------------------------------|-------------------------|------------------------|----------------|---------------|---------------|------------------------|
| BENAU 0.65 18 Jun 2026 FRN | S&P A- | AU3FN0061081 | 15,300,000.00 | 15,300,000.00 | 100.115 | | 0.617 | 15,411,996.00 | 1.96% | 5.10% | |
| CBA 0.7 14 Jan 2027 FRN | S&P AA- | AU3FN0065579 | 6,500,000.00 | 6,500,000.00 | 100.294 | | 0.235 | 6,534,385.00 | 0.83% | 5.04% | |
| CUA 1.58 01 Dec 2025 FRN | Moody's Baa1 | AU3FN0073961 | 3,500,000.00 | 3,500,000.00 | 100.735 | | 0.989 | 3,560,340.00 | 0.45% | 6.02% | |
| CUA 0.68 22 Apr 2026 FRN | Moody's Baa1 | AU3FN0059721 | 11,000,000.00 | 11,000,000.00 | 99.922 | | 0.124 | 11,005,060.00 | 1.40% | 5.01% | |
| CUA 1.6 23 Oct 2026 FRN | Moody's Baa1 | AU3FN0084299 | 2,500,000.00 | 2,500,000.00 | 101.300 | | 0.130 | 2,535,750.00 | 0.32% | 5.91% | |
| CUA 1.65 09 Feb 2027 FRN | Moody's Baa1 | AU3FN0074787 | 12,500,000.00 | 12,500,000.00 | 101.481 | | 1.346 | 12,853,375.00 | 1.64% | 6.00% | |
| CACU 1.7 21 Sep 2026 FRN | S&P BBB- | AU3FN0081287 | 9,000,000.00 | 9,000,000.00 | 100.021 | | 0.657 | 9,061,020.00 | 1.15% | 6.15% | |
| MACQ 0.48 09 Dec 2025 FRN | S&P A+ | AU3FN0057709 | 20,000,000.00 | 20,000,000.00 | 100.040 | | 0.714 | 20,150,800.00 | 2.57% | 4.93% | |
| RACB 1.5 24 Feb 2026 FRN | Moody's Baa1 | AU3FN0075453 | 6,500,000.00 | 6,500,000.00 | 100.599 | | 1.086 | 6,609,525.00 | 0.84% | 5.91% | |
| MYS 0.65 16 Jun 2025 FRN | Moody's Baa2 | AU3FN0061024 | 9,500,000.00 | 9,500,000.00 | 99.958 | | 0.644 | 9,557,190.00 | 1.22% | 5.11% | |
| MYS 1.3 13 Oct 2025 FRN | Moody's Baa2 | AU3FN0072369 | 10,000,000.00 | 10,000,000.00 | 100.316 | | 0.278 | 10,059,400.00 | 1.28% | 5.64% | |
| NAB 0.41 24 Aug 2026 FRN | S&P AA- | AU3FN0062659 | 7,000,000.00 | 7,000,000.00 | 99.900 | | 0.886 | 7,055,020.00 | 0.90% | 4.82% | |
| NPBS 0.63 04 Mar 2026 FRN | S&P BBB+ | AU3FN0058699 | 1,000,000.00 | 1,000,000.00 | 99.920 | | 0.803 | 1,007,230.00 | 0.13% | 5.04% | |
| NPBS 1 10 Feb 2027 FRN | S&P BBB+ | AU3FN0066221 | 13,100,000.00 | 13,100,000.00 | 100.016 | | 1.201 | 13,259,427.00 | 1.69% | 5.46% | |
| PCU 1.55 17 Nov 2026 FRN | S&P BBB+ | AU3FN0083028 | 5,000,000.00 | 5,000,000.00 | 100.823 | | 1.212 | 5,101,750.00 | 0.65% | 5.98% | |
| PCU 1.15 08 Nov 2027 FRN | S&P BBB+ | AU3FN0093423 | 2,000,000.00 | 2,000,000.00 | 99.949 | | 1.282 | 2,024,620.00 | 0.26% | 5.56% | |
| Qld Police 1.35 19 May 2025 FRN | S&P BBB- | AU3FN0069175 | 5,000,000.00 | 5,000,000.00 | 100.176 | | 1.171 | 5,067,350.00 | 0.65% | 5.78% | |
| Qld Police 1.75 06 Dec 2025 FRN | S&P BBB- | AU3FN0073979 | 10,000,000.00 | 10,000,000.00 | 100.782 | | 0.948 | 10,173,000.00 | 1.30% | 6.18% | |
| Qld Police 1.7 16 Jun 2026 FRN | S&P BBB- | AU3FN0078895 | 4,500,000.00 | 4,500,000.00 | 101.130 | | 0.776 | 4,585,770.00 | 0.58% | 6.16% | |
| Qld Police 1.65 18 Sep 2026 FRN | S&P BBB- | AU3FN0081295 | 9,500,000.00 | 9,500,000.00 | 101.219 | | 0.738 | 9,685,915.00 | 1.23% | 6.12% | |
| Qld Police 1.65 01 Dec 2026 FRN | S&P BBB- | AU3FN0083549 | 10,000,000.00 | 10,000,000.00 | 101.286 | | 1.000 | 10,228,600.00 | 1.30% | 6.09% | |
| SunBank 0.45 24 Feb 2026 FRN | S&P AA- | AU3FN0058343 | 5,000,000.00 | 5,000,000.00 | 99.974 | | 0.893 | 5,043,350.00 | 0.64% | 4.86% | |
| SunBank 0.48 15 Sep 2026 FRN | S&P AA- | AU3FN0062964 | 12,900,000.00 | 12,900,000.00 | 99.935 | | 0.623 | 12,971,982.00 | 1.65% | 4.94% | |
| SunBank 0.78 25 Jan 2027 FRN | S&P AA- | AU3FN0065694 | 13,000,000.00 | 13,000,000.00 | 100.363 | | 0.042 | 13,052,650.00 | 1.66% | 5.07% | |
| TMB 1.5 28 Oct 2025 FRN | Moody's Baa1 | AU3FN0072740 | 2,000,000.00 | 2,000,000.00 | 100.622 | | 0.048 | 2,013,400.00 | 0.26% | 5.75% | |
| TMB 0.68 16 Jun 2026 FRN | Moody's Baa1 | AU3FN0061016 | 1,700,000.00 | 1,700,000.00 | 99.888 | | 0.648 | 1,709,112.00 | 0.22% | 5.22% | |
| TMB 1.3 21 Jun 2027 FRN | Moody's Baa1 | AU3FN0089132 | 10,000,000.00 | 10,000,000.00 | 100.896 | | 0.615 | 10,151,100.00 | 1.29% | 5.73% | |
| UBS Aust 0.87 30 Jul 2025 FRN | S&P A+ | AU3FN0055307 | 10,000,000.00 | 10,000,000.00 | 100.224 | | 0.014 | 10,023,800.00 | 1.28% | 5.03% | |
| UBS Aust 0.5 26 Feb 2026 FRN | Moody's Aa3 | AU3FN0058608 | 18,800,000.00 | 18,800,000.00 | 99.997 | | 0.889 | 18,966,568.00 | 2.41% | 4.91% | |
| UBS Aust 1.55 12 May 2028 FRN | S&P A+ | AU3FN0077970 | 7,600,000.00 | 7,600,000.00 | 102.303 | | 1.308 | 7,874,436.00 | 1.00% | 5.90% | |
| Westpac 0.7 25 Jan 2027 FRN | S&P AA- | AU3FN0065702 | 16,000,000.00 | 16,000,000.00 | 100.293 | | 0.041 | 16,053,440.00 | 2.04% | 4.99% | |
| | | | 408,150,000.00 | 408,150,000.00 | | | | 412,670,551.00 | 52.54% | | 5.41% |
| Term Deposit | | | | | | | | | | | |
| AMP 5.1 16 Jul 2025 189DAY TD | Moody's ST P-2 | | 5,000,000.00 | 5,000,000.00 | 100.000 | | 0.321 | 5,016,068.50 | 0.64% | 5.10% | |
| AMP 5.05 01 Oct 2025 266DAY TD | Moody's ST P-2 | | 5,000,000.00 | 5,000,000.00 | 100.000 | | 0.318 | 5,015,910.95 | 0.64% | 5.05% | |
| AMB 4.85 03 Feb 2027 734DAY TD | Moody's Baa1 | | 5,000,000.00 | 5,000,000.00 | 100.000 | | 0.013 | 5,000,664.40 | 0.64% | 4.85% | |



Investment Report Pack
Central Coast Council
1 January 2025 to 31 January 2025

| Security | Security Rating | ISIN | Face Value Original | Face Value Current | FI Cap Price/ Unit Price/ Share Price | Unit Count/ Share Count | Accrued Interest Price | Market Value | % Total Value | Running Yield | Weighted Running Yield |
|-----------------------------------|-----------------|------|---------------------|--------------------|---------------------------------------|-------------------------|------------------------|----------------------|---------------|---------------|------------------------|
| AMB 4.85 10 Feb 2027 741DAY TD | Moody's Baa1 | | 5,000,000.00 | 5,000,000.00 | 100.000 | | 0.013 | 5,000,664.40 | 0.64% | 4.85% | |
| Auswide 5 08 Oct 2025 273DAY TD | Moody's ST P-2 | | 5,000,000.00 | 5,000,000.00 | 100.000 | | 0.315 | 5,015,753.40 | 0.64% | 5.00% | |
| Auswide 5.1 11 Dec 2025 364DAY TD | Moody's ST P-2 | | 5,000,000.00 | 5,000,000.00 | 100.000 | | 0.699 | 5,034,931.50 | 0.64% | 5.10% | |
| BOQ 1.53 16 Jun 2025 1826DAY TD | S&P ST A2 | | 10,000,000.00 | 10,000,000.00 | 100.000 | | 0.960 | 10,095,991.80 | 1.29% | 1.53% | |
| BOQ 5.15 19 Jun 2025 189DAY TD | S&P ST A2 | | 7,500,000.00 | 7,500,000.00 | 100.000 | | 0.705 | 7,552,910.93 | 0.96% | 5.15% | |
| BOQ 5.11 10 Jul 2025 210DAY TD | S&P ST A2 | | 7,500,000.00 | 7,500,000.00 | 100.000 | | 0.700 | 7,552,500.00 | 0.96% | 5.11% | |
| BVIC 5.25 19 Nov 2025 538DAY TD | S&P ST A2 | | 5,000,000.00 | 5,000,000.00 | 100.000 | | 3.538 | 5,176,917.80 | 0.66% | 5.25% | |
| BBA 4.95 03 Apr 2025 204DAY TD | S&P ST A2 | | 10,000,000.00 | 10,000,000.00 | 100.000 | | 1.926 | 10,192,575.30 | 1.30% | 4.95% | |
| BBA 5.15 13 Aug 2025 279DAY TD | S&P ST A2 | | 5,000,000.00 | 5,000,000.00 | 100.000 | | 1.199 | 5,059,965.75 | 0.64% | 5.15% | |
| BBA 5.15 27 Aug 2025 293DAY TD | S&P ST A2 | | 5,000,000.00 | 5,000,000.00 | 100.000 | | 1.199 | 5,059,965.75 | 0.64% | 5.15% | |
| CUA 5.16 17 Jul 2025 217DAY TD | S&P ST A2 | | 5,000,000.00 | 5,000,000.00 | 100.000 | | 0.707 | 5,035,342.45 | 0.64% | 5.16% | |
| CUA 5.16 24 Jul 2025 224DAY TD | S&P ST A2 | | 5,000,000.00 | 5,000,000.00 | 100.000 | | 0.707 | 5,035,342.45 | 0.64% | 5.16% | |
| DFB 5.09 03 Sep 2025 279DAY TD | S&P ST A2 | | 5,000,000.00 | 5,000,000.00 | 100.000 | | 0.892 | 5,044,624.65 | 0.64% | 5.09% | |
| DFB 5.14 Jan 2026 371DAY TD | S&P ST A2 | | 5,000,000.00 | 5,000,000.00 | 100.000 | | 0.315 | 5,015,753.40 | 0.64% | 5.00% | |
| G&C MB 5.35 16 Jul 2025 398DAY TD | S&P ST A2 | | 5,000,000.00 | 5,000,000.00 | 100.000 | | 3.401 | 5,170,027.40 | 0.66% | 5.35% | |
| G&C MB 5.35 20 Aug 2025 433DAY TD | S&P ST A2 | | 5,000,000.00 | 5,000,000.00 | 100.000 | | 3.401 | 5,170,027.40 | 0.66% | 5.35% | |
| G&C MB 5.35 17 Sep 2025 461DAY TD | S&P ST A2 | | 5,000,000.00 | 5,000,000.00 | 100.000 | | 3.401 | 5,170,027.40 | 0.66% | 5.35% | |
| CACU 5.4 04 Jun 2025 356DAY TD | S&P ST A2 | | 5,000,000.00 | 5,000,000.00 | 100.000 | | 3.432 | 5,171,616.45 | 0.66% | 5.40% | |
| ING 5.12 05 Feb 2025 188DAY TD | S&P ST A1 | | 10,000,000.00 | 10,000,000.00 | 100.000 | | 2.567 | 10,256,701.40 | 1.31% | 5.12% | |
| ING 5.11 12 Mar 2025 223DAY TD | S&P ST A1 | | 5,000,000.00 | 5,000,000.00 | 100.000 | | 2.562 | 5,128,100.00 | 0.65% | 5.11% | |
| ING 4.95 10 Sep 2025 364DAY TD | S&P ST A1 | | 5,000,000.00 | 5,000,000.00 | 100.000 | | 1.926 | 5,096,287.65 | 0.65% | 4.95% | |
| ING 5.03 08 Oct 2025 356DAY TD | S&P ST A1 | | 5,000,000.00 | 5,000,000.00 | 100.000 | | 1.461 | 5,073,038.35 | 0.65% | 5.03% | |
| ING 5.03 22 Oct 2025 370DAY TD | S&P ST A1 | | 5,000,000.00 | 5,000,000.00 | 100.000 | | 1.461 | 5,073,038.35 | 0.65% | 5.03% | |
| ING 5.1 12 Nov 2025 370DAY TD | S&P ST A1 | | 5,000,000.00 | 5,000,000.00 | 100.000 | | 1.188 | 5,059,383.55 | 0.64% | 5.10% | |
| ING 5.1 26 Nov 2025 384DAY TD | S&P ST A1 | | 5,000,000.00 | 5,000,000.00 | 100.000 | | 1.188 | 5,059,383.55 | 0.64% | 5.10% | |
| ING 5.1 19 Dec 2025 407DAY TD | S&P ST A1 | | 5,000,000.00 | 5,000,000.00 | 100.000 | | 1.188 | 5,059,383.55 | 0.64% | 5.10% | |
| ING 5.11 19 Dec 2025 386DAY TD | S&P ST A1 | | 5,000,000.00 | 5,000,000.00 | 100.000 | | 0.896 | 5,044,800.00 | 0.64% | 5.11% | |
| ING 5.11 24 Dec 2025 391DAY TD | S&P ST A1 | | 5,000,000.00 | 5,000,000.00 | 100.000 | | 0.896 | 5,044,800.00 | 0.64% | 5.11% | |
| ING 5.1 07 Jan 2026 426DAY TD | S&P ST A1 | | 5,000,000.00 | 5,000,000.00 | 100.000 | | 1.188 | 5,059,383.55 | 0.64% | 5.10% | |
| JUDO 5.25 05 Mar 2025 279DAY TD | S&P ST A2 | | 5,000,000.00 | 5,000,000.00 | 100.000 | | 3.538 | 5,176,917.80 | 0.66% | 5.25% | |
| MMB 5.3 16 Apr 2025 321DAY TD | S&P ST A2 | | 5,000,000.00 | 5,000,000.00 | 100.000 | | 3.572 | 5,178,602.75 | 0.66% | 5.30% | |
| NAB 5.15 26 Feb 2025 258DAY TD | S&P ST A1+ | | 5,000,000.00 | 5,000,000.00 | 100.000 | | 3.273 | 5,163,671.25 | 0.66% | 5.15% | |
| NAB 5.25 30 Apr 2025 335DAY TD | S&P ST A1+ | | 5,000,000.00 | 5,000,000.00 | 100.000 | | 3.538 | 5,176,917.80 | 0.66% | 5.25% | |
| NAB 5.2 02 Jul 2025 335DAY TD | S&P ST A1+ | | 5,000,000.00 | 5,000,000.00 | 100.000 | | 2.607 | 5,130,356.15 | 0.65% | 5.20% | |
| NAB 5.2 23 Jul 2025 356DAY TD | S&P ST A1+ | | 5,000,000.00 | 5,000,000.00 | 100.000 | | 2.607 | 5,130,356.15 | 0.65% | 5.20% | |
| P&NB 5.06 26 Mar 2025 196DAY TD | S&P ST A2 | | 5,000,000.00 | 5,000,000.00 | 100.000 | | 1.969 | 5,098,427.40 | 0.65% | 5.06% | |



Investment Report Pack
Central Coast Council
1 January 2025 to 31 January 2025

| Security | Security Rating | ISIN | Face Value Original | Face Value Current | FI Cap Price/ Unit Price/ Share Price | Unit Count/ Share Count | Accrued Interest Price | Market Value | % Total Value | Running Yield | Weighted Running Yield |
|------------------------------------|-----------------|------|-----------------------|-----------------------|---------------------------------------|-------------------------|------------------------|-----------------------|---------------|---------------|------------------------|
| P&NB 5.35 30 May 2025 365DAY TD | S&P ST A2 | | 5,000,000.00 | 5,000,000.00 | 100.000 | | 3.606 | 5,180,287.65 | 0.66% | 5.35% | |
| P&NB 5.35 25 Jun 2025 376DAY TD | S&P ST A2 | | 5,000,000.00 | 5,000,000.00 | 100.000 | | 3.386 | 5,169,294.50 | 0.66% | 5.35% | |
| RABO 5.32 07 May 2025 315DAY TD | S&P ST A1 | | 5,000,000.00 | 5,000,000.00 | 100.000 | | 3.192 | 5,159,600.00 | 0.66% | 5.32% | |
| RABO 5.08 14 May 2025 209DAY TD | S&P ST A1 | | 5,000,000.00 | 5,000,000.00 | 100.000 | | 1.475 | 5,073,764.40 | 0.65% | 5.08% | |
| RABO 5.16 Jun 2025 278DAY TD | S&P ST A1 | | 5,000,000.00 | 5,000,000.00 | 100.000 | | 1.945 | 5,097,260.25 | 0.65% | 5.00% | |
| RABO 5.32 09 Jul 2025 378DAY TD | S&P ST A1 | | 5,000,000.00 | 5,000,000.00 | 100.000 | | 3.192 | 5,159,600.00 | 0.66% | 5.32% | |
| RABO 5.15 Jul 2025 307DAY TD | S&P ST A1 | | 5,000,000.00 | 5,000,000.00 | 100.000 | | 1.945 | 5,097,260.25 | 0.65% | 5.00% | |
| RABO 5.32 06 Aug 2025 406DAY TD | S&P ST A1 | | 5,000,000.00 | 5,000,000.00 | 100.000 | | 3.192 | 5,159,600.00 | 0.66% | 5.32% | |
| RABO 5.1 28 Jan 2026 426DAY TD | S&P ST A1 | | 5,000,000.00 | 5,000,000.00 | 100.000 | | 0.894 | 5,044,712.35 | 0.64% | 5.10% | |
| RABO 4.85 18 Feb 2026 525DAY TD | S&P A+ | | 5,000,000.00 | 5,000,000.00 | 100.000 | | 1.887 | 5,094,342.45 | 0.65% | 4.85% | |
| RABO 5.1 20 May 2026 538DAY TD | S&P A+ | | 5,000,000.00 | 5,000,000.00 | 100.000 | | 0.894 | 5,044,712.35 | 0.64% | 5.10% | |
| RABO 5.03 09 Jan 2030 1827DAY TD | S&P A+ | | 5,000,000.00 | 5,000,000.00 | 100.000 | | 0.317 | 5,015,847.95 | 0.64% | 5.03% | |
| Westpac 4.95 09 Apr 2025 210DAY TD | S&P ST A1+ | | 5,000,000.00 | 5,000,000.00 | 100.000 | | 1.926 | 5,096,287.65 | 0.65% | 4.95% | |
| Westpac 4.95 23 Apr 2025 224DAY TD | S&P ST A1+ | | 5,000,000.00 | 5,000,000.00 | 100.000 | | 1.926 | 5,096,287.65 | 0.65% | 4.95% | |
| | | | 285,000,000.00 | 285,000,000.00 | | | | 290,085,988.78 | 36.93% | | 5.00% |
| Total Portfolio | | | 775,795,423.42 | 775,795,423.42 | | | | 785,396,159.20 | 100.00% | | 5.02% |



6. Portfolio Valuation By Categories As At 31 January 2025

| Short Term Issuer/Security Rating Group | Market Value | % Total Value |
|---|----------------|---------------|
| A2 | 137,389,783.38 | 17.49% |
| A1 | 96,746,097.20 | 12.32% |
| A1+ | 30,793,876.65 | 3.92% |
| Portfolio Total | 264,929,757.23 | 33.73% |

Market Value by Security Rating Group (Short Term)



| Long Term Issuer/Security Rating Group | Market Value | % Total Value |
|--|----------------|---------------|
| BBB+ to BBB- | 235,470,684.96 | 29.98% |
| A+ to A- | 169,708,970.35 | 21.61% |
| AA+ to AA- | 95,632,096.66 | 12.18% |
| AAA | 19,654,650.00 | 2.50% |
| Portfolio Total | 520,466,401.97 | 66.27% |

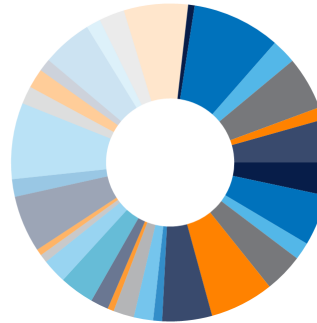
Market Value by Security Rating Group (Long Term)





| Issuer | Market Value | % Total Value |
|---|-----------------------|----------------|
| AMP Bank Ltd | 34,309,181.21 | 4.37% |
| Australian Military Bank Limited | 10,001,328.80 | 1.27% |
| Auswide Bank Limited | 42,435,144.90 | 5.40% |
| Bank Australia Limited | 19,729,580.00 | 2.51% |
| Bank of Queensland Ltd | 70,439,648.33 | 8.97% |
| BankVic | 5,176,917.80 | 0.66% |
| Bendigo & Adelaide Bank Ltd | 51,216,586.00 | 6.52% |
| Beyond Bank Australia Ltd | 20,312,506.80 | 2.59% |
| Commonwealth Bank of Australia Ltd | 11,543,326.66 | 1.47% |
| Credit Union Australia Ltd t/as Great Southern Bank | 40,025,209.90 | 5.10% |
| Defence Bank Ltd | 10,060,378.05 | 1.28% |
| G&C Mutual Bank Limited | 15,510,082.20 | 1.97% |
| Illawarra Credit Union Ltd | 14,232,636.45 | 1.81% |
| ING Bank Australia Limited | 60,954,299.95 | 7.76% |
| Judo Bank | 14,006,098.20 | 1.78% |
| Macquarie Bank Ltd | 45,323,800.00 | 5.77% |
| Maitland Mutual Ltd t/as The Mutual Bank | 5,178,602.75 | 0.66% |
| Members Banking Group Limited t/as RACQ Bank | 6,609,525.00 | 0.84% |
| MyState Bank Ltd | 19,616,590.00 | 2.50% |
| National Australia Bank Ltd | 27,656,321.35 | 3.52% |
| Newcastle Greater Mutual Group Ltd | 14,266,657.00 | 1.82% |
| Northern Territory Treasury Corporation | 5,009,000.00 | 0.64% |
| NSW Treasury Corporation | 16,533,130.00 | 2.11% |
| P&N Bank Ltd | 15,448,009.55 | 1.97% |
| Police Bank Ltd | 7,126,370.00 | 0.91% |
| QPCU LTD t/a QBANK | 39,740,635.00 | 5.06% |
| Rabobank Australia Ltd | 50,946,700.00 | 6.49% |
| Suncorp Bank (Norfina Ltd) - Subsidiary of ANZ | 31,067,982.00 | 3.96% |
| Teachers Mutual Bank Ltd | 13,873,612.00 | 1.77% |
| UBS Australia Ltd | 40,800,284.00 | 5.19% |
| Westpac Banking Corporation Ltd | 26,246,015.30 | 3.34% |
| Portfolio Total | 785,396,159.19 | 100.00% |

Market Value by Issuer

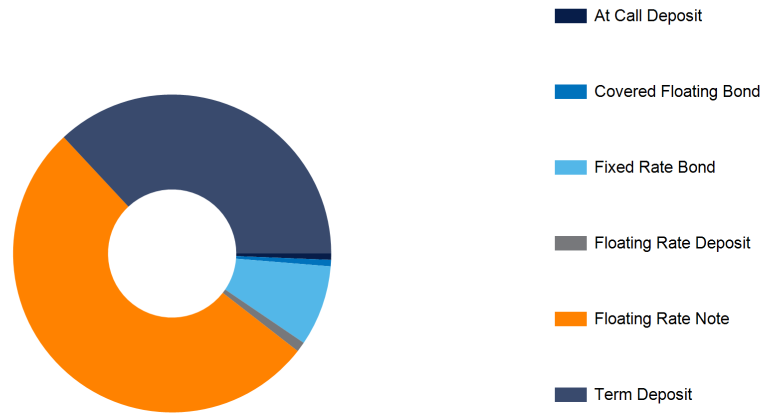


- AMP Bank Ltd
- Australian Military Bank Limited
- Auswide Bank Limited
- Bank Australia Limited
- Bank of Queensland Ltd
- BankVic
- Bendigo & Adelaide Bank Ltd
- Beyond Bank Australia Ltd
- Commonwealth Bank of Australia Ltd
- Credit Union Australia Ltd t/as Great Southern Bank
- Defence Bank Ltd
- G&C Mutual Bank Limited
- Illawarra Credit Union Ltd
- ING Bank Australia Limited
- Judo Bank
- Macquarie Bank Ltd
- Maitland Mutual Ltd t/as The Mutual Bank
- Members Banking Group Limited t/as RACQ Bank
- MyState Bank Ltd
- National Australia Bank Ltd
- Newcastle Greater Mutual Group Ltd
- Northern Territory Treasury Corporation
- NSW Treasury Corporation
- P&N Bank Ltd
- Police Bank Ltd
- QPCU LTD t/a QBANK
- Rabobank Australia Ltd
- Suncorp Bank (Norfina Ltd) - Subsidiary of ANZ
- Teachers Mutual Bank Ltd
- UBS Australia Ltd
- Westpac Banking Corporation Ltd



| Security Type | Market Value | % Total Value |
|-----------------------|----------------|---------------|
| At Call Deposit | 5,015,423.42 | 0.64% |
| Covered Floating Bond | 5,122,800.00 | 0.65% |
| Fixed Rate Bond | 64,482,140.40 | 8.21% |
| Floating Rate Deposit | 8,019,255.60 | 1.02% |
| Floating Rate Note | 412,670,551.00 | 52.54% |
| Term Deposit | 290,085,988.78 | 36.93% |
| Portfolio Total | 785,396,159.19 | 100.00% |

Market Value by Security Type





| Term Remaining | Market Value | % Total Value |
|-----------------|----------------|---------------|
| 0 to < 1 Year | 441,342,736.05 | 56.19% |
| 1 to < 3 Years | 301,233,889.20 | 38.35% |
| 3 to < 5 Years | 42,819,533.95 | 5.45% |
| Portfolio Total | 785,396,159.19 | 100.00% |

Note: Term Remaining is calculated using a weighted average life date (WAL) where appropriate and available otherwise the interim (initial) maturity date is used.

Market Value by Term Remaining





7. Performance Statistics For Period Ending 31 January 2025

| Trading Book | | 1 Month | 3 Month | 12 Month | Since Inception |
|-----------------------|------------------------|---------|---------|----------|-----------------|
| Central Coast Council | | | | | |
| | Portfolio Return (1) | 0.45% | 1.29% | 5.53% | 2.58% |
| | Performance Index (2) | 0.38% | 1.12% | 4.48% | 2.30% |
| | Excess Performance (3) | 0.07% | 0.17% | 1.05% | 0.28% |

Notes

- 1 Portfolio performance is the rate of return of the portfolio over the specified period
- 2 The Performance Index is the Bloomberg AusBond Bank Bill Index (Bloomberg Page BAUBIL)
- 3 Excess performance is the rate of return of the portfolio in excess of the Performance Index

| Trading Book | Weighted Average Running Yield |
|-----------------------|--------------------------------|
| Central Coast Council | 5.02 |



9. Realised Gains (Losses) - Fixed Interest Dealing For 1 January 2025 to 31 January 2025

No realised gains or losses from fixed interest dealing to report for entered period.



9b. Realised Gains (Losses) - Share Dealing For 1 January 2025 to 31 January 2025

No realised gains or losses from share dealing to report for entered period.



10. Realised Gains (Losses) - Principal Repayments For 1 January 2025 to 31 January 2025

No realised gains or losses from principal repayments to report for entered period.

Total Realised Gains (Losses)

| Fixed Interest Dealing | Principal Repayments | Total | Notes (1) The Acquisition Gross Price includes any accrued interest included in the purchase price. |
|------------------------|----------------------|-------|---|
| | | 0.00 | |



11. Unrealised FI Capital Gains (Losses) As At 31 January 2025

| Security | Acquisition Deal | Acquisition Date | Acquisition Yield/ Interest Rate | Acquisition Face Value Original | Balance Face Value Original | Bond Factor Current | Balance Face Value Current | Acquisition Capital Price | Acquisition Capital Consideration | Current Capital Price | CCP For Discount Securities | Current Capital Consideration | Current Capital Consideration Adjusted | Unrealised Capital Gain (Loss) |
|------------------------------|------------------|------------------|----------------------------------|---------------------------------|-----------------------------|---------------------|----------------------------|---------------------------|-----------------------------------|-----------------------|-----------------------------|-------------------------------|--|--------------------------------|
| AMP 1.27 13 Sep 2027 FRN | | | | | | | | | | | | | | |
| | LC218004 | 11 Sep 2024 | 1.20000 | 5,000,000.00 | 5,000,000.00 | 1.00000000 | 5,000,000.00 | 100.194 | 5,009,700.00 | 100.359000 | 100.359000 | 5,017,950.00 | 5,017,950.00 | 8,250.00 |
| | LC225667 | 28 Nov 2024 | 1.06000 | 10,000,000.00 | 10,000,000.00 | 1.00000000 | 10,000,000.00 | 100.543 | 10,054,300.00 | 100.359000 | 100.359000 | 10,035,900.00 | 10,035,900.00 | (18,400.00) |
| | LC229257 | 12 Dec 2024 | 1.06000 | 9,000,000.00 | 9,000,000.00 | 1.00000000 | 9,000,000.00 | 100.534 | 9,048,060.00 | 100.359000 | 100.359000 | 9,032,310.00 | 9,032,310.00 | (15,750.00) |
| | | | | | 24,000,000.00 | | 24,000,000.00 | 100.467 | 24,112,060.00 | | | 24,086,160.00 | 24,086,160.00 | (25,900.00) |
| Auswide 0.75 14 Feb 2025 FRN | | | | | | | | | | | | | | |
| | LC133971 | 7 Feb 2022 | 0.75000 | 5,000,000.00 | 5,000,000.00 | 1.00000000 | 5,000,000.00 | 100.000 | 5,000,000.00 | 99.997000 | 99.997000 | 4,999,850.00 | 4,999,850.00 | (150.00) |
| | | | | | 5,000,000.00 | | 5,000,000.00 | 100.000 | 5,000,000.00 | | | 4,999,850.00 | 4,999,850.00 | (150.00) |
| Auswide 0.9 17 Mar 2025 FRN | | | | | | | | | | | | | | |
| | LC136560 | 10 Mar 2022 | 0.90000 | 5,000,000.00 | 5,000,000.00 | 1.00000000 | 5,000,000.00 | 100.000 | 5,000,000.00 | 100.021000 | 100.021000 | 5,001,050.00 | 5,001,050.00 | 1,050.00 |
| | | | | | 5,000,000.00 | | 5,000,000.00 | 100.000 | 5,000,000.00 | | | 5,001,050.00 | 5,001,050.00 | 1,050.00 |
| Auswide 1.3 10 Jun 2025 FRN | | | | | | | | | | | | | | |
| | LC145373 | 6 Jun 2022 | 1.30000 | 5,000,000.00 | 5,000,000.00 | 1.00000000 | 5,000,000.00 | 100.000 | 5,000,000.00 | 100.130000 | 100.130000 | 5,006,500.00 | 5,006,500.00 | 6,500.00 |
| | | | | | 5,000,000.00 | | 5,000,000.00 | 100.000 | 5,000,000.00 | | | 5,006,500.00 | 5,006,500.00 | 6,500.00 |
| Auswide 1.5 07 Nov 2025 FRN | | | | | | | | | | | | | | |
| | LC156239 | 27 Oct 2022 | 1.50000 | 7,250,000.00 | 7,250,000.00 | 1.00000000 | 7,250,000.00 | 100.000 | 7,250,000.00 | 100.285000 | 100.285000 | 7,270,662.50 | 7,270,662.50 | 20,662.50 |
| | LC188385 | 7 Dec 2023 | 1.40000 | 2,500,000.00 | 2,500,000.00 | 1.00000000 | 2,500,000.00 | 100.184 | 2,504,600.00 | 100.285000 | 100.285000 | 2,507,125.00 | 2,507,125.00 | 2,525.00 |
| | | | | | 9,750,000.00 | | 9,750,000.00 | 100.047 | 9,754,600.00 | | | 9,777,787.50 | 9,777,787.50 | 23,187.50 |
| Auswide 1.5 17 Mar 2026 FRN | | | | | | | | | | | | | | |
| | LC164300 | 9 Mar 2023 | 1.50000 | 4,500,000.00 | 4,500,000.00 | 1.00000000 | 4,500,000.00 | 100.000 | 4,500,000.00 | 100.379000 | 100.379000 | 4,517,055.00 | 4,517,055.00 | 17,055.00 |
| | | | | | 4,500,000.00 | | 4,500,000.00 | 100.000 | 4,500,000.00 | | | 4,517,055.00 | 4,517,055.00 | 17,055.00 |
| Auswide 1.6 22 Mar 2027 FRN | | | | | | | | | | | | | | |
| | LC229251 | 12 Dec 2024 | 1.11000 | 2,750,000.00 | 2,750,000.00 | 1.00000000 | 2,750,000.00 | 101.049 | 2,778,847.50 | 100.647000 | 100.647000 | 2,767,792.50 | 2,767,792.50 | (11,055.00) |
| | | | | | 2,750,000.00 | | 2,750,000.00 | 101.049 | 2,778,847.50 | | | 2,767,792.50 | 2,767,792.50 | (11,055.00) |
| BAL 1.55 22 Feb 2027 FRN | | | | | | | | | | | | | | |
| | LC164137 | 8 Mar 2023 | 1.40000 | 5,000,000.00 | 5,000,000.00 | 1.00000000 | 5,000,000.00 | 100.512 | 5,025,600.00 | 101.071000 | 101.071000 | 5,053,550.00 | 5,053,550.00 | 27,950.00 |
| | LC169102 | 31 May 2023 | 1.33000 | 4,250,000.00 | 4,250,000.00 | 1.00000000 | 4,250,000.00 | 100.729 | 4,280,982.50 | 101.071000 | 101.071000 | 4,295,517.50 | 4,295,517.50 | 14,535.00 |
| | | | | | 9,250,000.00 | | 9,250,000.00 | 100.612 | 9,306,582.50 | | | 9,349,067.50 | 9,349,067.50 | 42,485.00 |
| BAL 1.7 21 Feb 2028 FRN | | | | | | | | | | | | | | |
| | LC207926 | 30 May 2024 | 1.42000 | 10,000,000.00 | 10,000,000.00 | 1.00000000 | 10,000,000.00 | 100.932 | 10,093,200.00 | 101.555000 | 101.555000 | 10,155,500.00 | 10,155,500.00 | 62,300.00 |
| | | | | | 10,000,000.00 | | 10,000,000.00 | 100.932 | 10,093,200.00 | | | 10,155,500.00 | 10,155,500.00 | 62,300.00 |



Investment Report Pack
Central Coast Council
1 January 2025 to 31 January 2025

| Security | Acquisition Deal | Acquisition Date | Acquisition Yield/ Interest Rate | Acquisition Face Value Original | Balance Face Value Original | Bond Factor Current | Balance Face Value Current | Acquisition Capital Price | Acquisition Capital Consideration | Current Capital Price | CCP For Discount Securities | Current Capital Consideration | Current Capital Consideration Adjusted | Unrealised Capital Gain (Loss) |
|--------------------------------|------------------|------------------|----------------------------------|---------------------------------|-----------------------------|---------------------|----------------------------|---------------------------|-----------------------------------|-----------------------|-----------------------------|-------------------------------|--|--------------------------------|
| BENAU 0.52 02 Dec 2025 FRN | | | | | | | | | | | | | | |
| | LC100679 | 22 Jan 2021 | 0.430000 | 10,000,000.00 | 10,000,000.00 | 1.00000000 | 10,000,000.00 | 100.427 | 10,042,700.00 | 100.043000 | 100.043000 | 10,004,300.00 | 10,004,300.00 | (38,400.00) |
| | LC103542 | 9 Mar 2021 | 0.470000 | 10,000,000.00 | 10,000,000.00 | 1.00000000 | 10,000,000.00 | 100.229 | 10,022,900.00 | 100.043000 | 100.043000 | 10,004,300.00 | 10,004,300.00 | (18,600.00) |
| | LC104738 | 1 Apr 2021 | 0.480000 | 10,000,000.00 | 10,000,000.00 | 1.00000000 | 10,000,000.00 | 100.183 | 10,018,300.00 | 100.043000 | 100.043000 | 10,004,300.00 | 10,004,300.00 | (14,000.00) |
| | LC112607 | 16 Sep 2021 | 0.460000 | 1,000,000.00 | 1,000,000.00 | 1.00000000 | 1,000,000.00 | 100.246 | 1,002,460.00 | 100.043000 | 100.043000 | 1,000,430.00 | 1,000,430.00 | (2,030.00) |
| | LC112609 | 16 Sep 2021 | 0.460000 | 4,500,000.00 | 4,500,000.00 | 1.00000000 | 4,500,000.00 | 100.246 | 4,511,070.00 | 100.043000 | 100.043000 | 4,501,935.00 | 4,501,935.00 | (9,135.00) |
| | | | | | 35,500,000.00 | | 35,500,000.00 | 100.274 | 35,597,430.00 | | | 35,515,265.00 | 35,515,265.00 | (82,165.00) |
| BENAU 0.65 18 Jun 2026 FRN | | | | | | | | | | | | | | |
| | LC108717 | 30 Jun 2021 | 0.580000 | 10,000,000.00 | 10,000,000.00 | 1.00000000 | 10,000,000.00 | 100.334 | 10,033,400.00 | 100.115000 | 100.115000 | 10,011,500.00 | 10,011,500.00 | (21,900.00) |
| | LC109084 | 7 Jul 2021 | 0.570000 | 2,300,000.00 | 2,300,000.00 | 1.00000000 | 2,300,000.00 | 100.382 | 2,308,786.00 | 100.115000 | 100.115000 | 2,302,645.00 | 2,302,645.00 | (6,141.00) |
| | LC109586 | 21 Jul 2021 | 0.530000 | 3,000,000.00 | 3,000,000.00 | 1.00000000 | 3,000,000.00 | 100.573 | 3,017,190.00 | 100.115000 | 100.115000 | 3,003,450.00 | 3,003,450.00 | (13,740.00) |
| | | | | | 15,300,000.00 | | 15,300,000.00 | 100.388 | 15,359,376.00 | | | 15,317,595.00 | 15,317,595.00 | (41,781.00) |
| BOQ 0.63 06 May 2026 FRN | | | | | | | | | | | | | | |
| | LC109088 | 7 Jul 2021 | 0.540000 | 5,000,000.00 | 5,000,000.00 | 1.00000000 | 5,000,000.00 | 100.422 | 5,021,100.00 | 99.951000 | 99.951000 | 4,997,550.00 | 4,997,550.00 | (23,550.00) |
| | | | | | 5,000,000.00 | | 5,000,000.00 | 100.422 | 5,021,100.00 | | | 4,997,550.00 | 4,997,550.00 | (23,550.00) |
| BOQ 0.8 27 Oct 2026 FRN | | | | | | | | | | | | | | |
| | LC115705 | 25 Nov 2021 | 0.770000 | 7,000,000.00 | 7,000,000.00 | 1.00000000 | 7,000,000.00 | 100.142 | 7,009,940.00 | 100.125000 | 100.125000 | 7,008,750.00 | 7,008,750.00 | (1,190.00) |
| | LC116445 | 15 Dec 2021 | 0.740000 | 15,000,000.00 | 15,000,000.00 | 1.00000000 | 15,000,000.00 | 100.278 | 15,041,700.00 | 100.125000 | 100.125000 | 15,018,750.00 | 15,018,750.00 | (22,950.00) |
| | | | | | 22,000,000.00 | | 22,000,000.00 | 100.235 | 22,051,640.00 | | | 22,027,500.00 | 22,027,500.00 | (24,140.00) |
| BOQ 1.2 09 May 2028 COVEREDFLO | | | | | | | | | | | | | | |
| | LC167397 | 4 May 2023 | 1.100000 | 5,000,000.00 | 5,000,000.00 | 1.00000000 | 5,000,000.00 | 100.445 | 5,022,250.00 | 101.210000 | 101.210000 | 5,060,500.00 | 5,060,500.00 | 38,250.00 |
| | | | | | 5,000,000.00 | | 5,000,000.00 | 100.445 | 5,022,250.00 | | | 5,060,500.00 | 5,060,500.00 | 38,250.00 |
| BOQ 4.7 27 Jan 2027 Fixed | | | | | | | | | | | | | | |
| | LC209063 | 13 Jun 2024 | 5.130000 | 5,000,000.00 | 5,000,000.00 | 1.00000000 | 5,000,000.00 | 98.956 | 4,947,800.00 | 99.995000 | 99.995000 | 4,999,750.00 | 4,999,750.00 | 51,950.00 |
| | | | | | 5,000,000.00 | | 5,000,000.00 | 98.956 | 4,947,800.00 | | | 4,999,750.00 | 4,999,750.00 | 51,950.00 |
| CACU 1.7 21 Sep 2026 FRN | | | | | | | | | | | | | | |
| | LC180163 | 7 Sep 2023 | 1.700000 | 9,000,000.00 | 9,000,000.00 | 1.00000000 | 9,000,000.00 | 100.000 | 9,000,000.00 | 100.021000 | 100.021000 | 9,001,890.00 | 9,001,890.00 | 1,890.00 |
| | | | | | 9,000,000.00 | | 9,000,000.00 | 100.000 | 9,000,000.00 | | | 9,001,890.00 | 9,001,890.00 | 1,890.00 |
| CBA 0.7 14 Jan 2027 FRN | | | | | | | | | | | | | | |
| | LC116992 | 12 Jan 2022 | 0.700000 | 6,500,000.00 | 6,500,000.00 | 1.00000000 | 6,500,000.00 | 100.000 | 6,500,000.00 | 100.294000 | 100.294000 | 6,519,110.00 | 6,519,110.00 | 19,110.00 |
| | | | | | 6,500,000.00 | | 6,500,000.00 | 100.000 | 6,500,000.00 | | | 6,519,110.00 | 6,519,110.00 | 19,110.00 |
| CUA 0.68 22 Apr 2026 FRN | | | | | | | | | | | | | | |
| | LC105450 | 13 Apr 2021 | 0.680000 | 11,000,000.00 | 11,000,000.00 | 1.00000000 | 11,000,000.00 | 100.000 | 11,000,000.00 | 99.922000 | 99.922000 | 10,991,420.00 | 10,991,420.00 | (8,580.00) |
| | | | | | 11,000,000.00 | | 11,000,000.00 | 100.000 | 11,000,000.00 | | | 10,991,420.00 | 10,991,420.00 | (8,580.00) |



Investment Report Pack
Central Coast Council
1 January 2025 to 31 January 2025

| Security | Acquisition Deal | Acquisition Date | Acquisition Yield/ Interest Rate | Acquisition Face Value Original | Balance Face Value Original | Bond Factor Current | Balance Face Value Current | Acquisition Capital Price | Acquisition Capital Consideration | Current Capital Price | CCP For Discount Securities | Current Capital Consideration | Current Capital Consideration Adjusted | Unrealised Capital Gain (Loss) |
|----------------------------|------------------|------------------|----------------------------------|---------------------------------|-----------------------------|---------------------|----------------------------|---------------------------|-----------------------------------|-----------------------|-----------------------------|-------------------------------|--|--------------------------------|
| CUA 1.58 01 Dec 2025 FRN | | | | | | | | | | | | | | |
| | LC157929 | 25 Nov 2022 | 1.580000 | 3,500,000.00 | 3,500,000.00 | 1.00000000 | 3,500,000.00 | 100.000 | 3,500,000.00 | 100.735000 | 100.735000 | 3,525,725.00 | 3,525,725.00 | 25,725.00 |
| | | | | | 3,500,000.00 | | 3,500,000.00 | 100.000 | 3,500,000.00 | | | 3,525,725.00 | 3,525,725.00 | 25,725.00 |
| CUA 1.6 23 Oct 2026 FRN | | | | | | | | | | | | | | |
| | LC190930 | 17 Jan 2024 | 1.490000 | 2,500,000.00 | 2,500,000.00 | 1.00000000 | 2,500,000.00 | 100.279 | 2,506,975.00 | 101.300000 | 101.300000 | 2,532,500.00 | 2,532,500.00 | 25,525.00 |
| | | | | | 2,500,000.00 | | 2,500,000.00 | 100.279 | 2,506,975.00 | | | 2,532,500.00 | 2,532,500.00 | 25,525.00 |
| CUA 1.65 09 Feb 2027 FRN | | | | | | | | | | | | | | |
| | LC179275 | 4 Sep 2023 | 1.300000 | 5,000,000.00 | 5,000,000.00 | 1.00000000 | 5,000,000.00 | 101.100 | 5,055,000.00 | 101.481000 | 101.481000 | 5,074,050.00 | 5,074,050.00 | 19,050.00 |
| | LC181165 | 27 Sep 2023 | 1.280000 | 7,500,000.00 | 7,500,000.00 | 1.00000000 | 7,500,000.00 | 101.140 | 7,585,500.00 | 101.481000 | 101.481000 | 7,611,075.00 | 7,611,075.00 | 25,575.00 |
| | | | | | 12,500,000.00 | | 12,500,000.00 | 101.124 | 12,640,500.00 | | | 12,685,125.00 | 12,685,125.00 | 44,625.00 |
| JUDO 6.4 26 Sep 2025 Fixed | | | | | | | | | | | | | | |
| | LC165395 | 28 Mar 2023 | 6.000000 | 5,000,000.00 | 5,000,000.00 | 1.00000000 | 5,000,000.00 | 100.911 | 5,045,550.00 | 100.063000 | 100.063000 | 5,003,150.00 | 5,003,150.00 | (42,400.00) |
| | LC190925 | 17 Jan 2024 | 6.350000 | 3,630,000.00 | 3,630,000.00 | 1.00000000 | 3,630,000.00 | 100.067 | 3,632,432.10 | 100.063000 | 100.063000 | 3,632,286.90 | 3,632,286.90 | (145.20) |
| | | | | | 8,630,000.00 | | 8,630,000.00 | 100.556 | 8,677,982.10 | | | 8,635,436.90 | 8,635,436.90 | (42,545.20) |
| MACQ 0.48 09 Dec 2025 FRN | | | | | | | | | | | | | | |
| | LC103204 | 2 Mar 2021 | 0.470000 | 10,000,000.00 | 10,000,000.00 | 1.00000000 | 10,000,000.00 | 100.046 | 10,004,600.00 | 100.040000 | 100.040000 | 10,004,000.00 | 10,004,000.00 | (600.00) |
| | LX105597 | 15 Apr 2021 | 0.540000 | 10,000,000.00 | 10,000,000.00 | 1.00000000 | 10,000,000.00 | 99.733 | 9,973,300.00 | 100.040000 | 100.040000 | 10,004,000.00 | 10,004,000.00 | 30,700.00 |
| | | | | | 20,000,000.00 | | 20,000,000.00 | 99.890 | 19,977,900.00 | | | 20,008,000.00 | 20,008,000.00 | 30,100.00 |
| MACQ 1.7 12 Feb 2025 Fixed | | | | | | | | | | | | | | |
| | LC100341 | 12 Jan 2021 | 0.610000 | 15,000,000.00 | 15,000,000.00 | 1.00000000 | 15,000,000.00 | 104.384 | 15,657,600.00 | 99.897000 | 99.897000 | 14,984,550.00 | 14,984,550.00 | (673,050.00) |
| | LC100354 | 12 Jan 2021 | 0.610000 | 10,000,000.00 | 10,000,000.00 | 1.00000000 | 10,000,000.00 | 104.384 | 10,438,400.00 | 99.897000 | 99.897000 | 9,989,700.00 | 9,989,700.00 | (448,700.00) |
| | | | | | 25,000,000.00 | | 25,000,000.00 | 104.384 | 26,096,000.00 | | | 24,974,250.00 | 24,974,250.00 | (1,121,750.00) |
| MYS 0.65 16 Jun 2025 FRN | | | | | | | | | | | | | | |
| | LC107738 | 7 Jun 2021 | 0.650000 | 9,500,000.00 | 9,500,000.00 | 1.00000000 | 9,500,000.00 | 100.000 | 9,500,000.00 | 99.958000 | 99.958000 | 9,496,010.00 | 9,496,010.00 | (3,990.00) |
| | | | | | 9,500,000.00 | | 9,500,000.00 | 100.000 | 9,500,000.00 | | | 9,496,010.00 | 9,496,010.00 | (3,990.00) |
| MYS 1.3 13 Oct 2025 FRN | | | | | | | | | | | | | | |
| | LC155063 | 6 Oct 2022 | 1.300000 | 10,000,000.00 | 10,000,000.00 | 1.00000000 | 10,000,000.00 | 100.000 | 10,000,000.00 | 100.316000 | 100.316000 | 10,031,600.00 | 10,031,600.00 | 31,600.00 |
| | | | | | 10,000,000.00 | | 10,000,000.00 | 100.000 | 10,000,000.00 | | | 10,031,600.00 | 10,031,600.00 | 31,600.00 |
| NAB 0.41 24 Aug 2026 FRN | | | | | | | | | | | | | | |
| | LC112610 | 16 Sep 2021 | 0.380000 | 7,000,000.00 | 7,000,000.00 | 1.00000000 | 7,000,000.00 | 100.143 | 7,010,010.00 | 99.900000 | 99.900000 | 6,993,000.00 | 6,993,000.00 | (17,010.00) |
| | | | | | 7,000,000.00 | | 7,000,000.00 | 100.143 | 7,010,010.00 | | | 6,993,000.00 | 6,993,000.00 | (17,010.00) |
| NPBS 0.63 04 Mar 2026 FRN | | | | | | | | | | | | | | |
| | LC103141 | 2 Mar 2021 | 0.580000 | 1,000,000.00 | 1,000,000.00 | 1.00000000 | 1,000,000.00 | 100.242 | 1,002,420.00 | 99.920000 | 99.920000 | 999,200.00 | 999,200.00 | (3,220.00) |
| | | | | | 1,000,000.00 | | 1,000,000.00 | 100.242 | 1,002,420.00 | | | 999,200.00 | 999,200.00 | (3,220.00) |



Investment Report Pack
Central Coast Council
1 January 2025 to 31 January 2025

| Security | Acquisition Deal | Acquisition Date | Acquisition Yield/ Interest Rate | Acquisition Face Value Original | Balance Face Value Original | Bond Factor Current | Balance Face Value Current | Acquisition Capital Price | Acquisition Capital Consideration | Current Capital Price | CCP For Discount Securities | Current Capital Consideration | Current Capital Consideration Adjusted | Unrealised Capital Gain (Loss) |
|--|------------------|------------------|----------------------------------|---------------------------------|-----------------------------|---------------------|----------------------------|---------------------------|-----------------------------------|-----------------------|-----------------------------|-------------------------------|--|--------------------------------|
| NPBS 1 10 Feb 2027 FRN | | | | | | | | | | | | | | |
| | LC137829 | 30 Mar 2022 | 1.050000 | 3,100,000.00 | 3,100,000.00 | 1.00000000 | 3,100,000.00 | 99.781 | 3,093,211.00 | 100.016000 | 100.016000 | 3,100,496.00 | 3,100,496.00 | 7,285.00 |
| | LX190938 | 17 Jan 2024 | 1.400300 | 10,000,000.00 | 10,000,000.00 | 1.00000000 | 10,000,000.00 | 98.879 | 9,887,900.00 | 100.016000 | 100.016000 | 10,001,600.00 | 10,001,600.00 | 113,700.00 |
| | | | | | 13,100,000.00 | | 13,100,000.00 | 99.092 | 12,981,111.00 | | | 13,102,096.00 | 13,102,096.00 | 120,985.00 |
| NSWTC 1.25 20 Mar 2025 Fixed | | | | | | | | | | | | | | |
| | LC141827 | 14 Nov 2019 | 1.245300 | 2,000,000.00 | 2,000,000.00 | 1.00000000 | 2,000,000.00 | 100.025 | 2,000,500.00 | 99.605000 | 99.605000 | 1,992,100.00 | 1,992,100.00 | (8,400.00) |
| | | | | | 2,000,000.00 | | 2,000,000.00 | 100.025 | 2,000,500.00 | | | 1,992,100.00 | 1,992,100.00 | (8,400.00) |
| NSWTC 3 15 Nov 2028 Fixed | | | | | | | | | | | | | | |
| | LC142120 | 15 Nov 2018 | 3.235000 | 15,000,000.00 | 15,000,000.00 | 1.00000000 | 15,000,000.00 | 98.006 | 14,700,900.00 | 96.241000 | 96.241000 | 14,436,150.00 | 14,436,150.00 | (264,750.00) |
| | | | | | 15,000,000.00 | | 15,000,000.00 | 98.006 | 14,700,900.00 | | | 14,436,150.00 | 14,436,150.00 | (264,750.00) |
| NTTC 1.4 15 Dec 2026 - Issued 26 August 2021 - CCC Fixed | | | | | | | | | | | | | | |
| | LC111486 | 26 Aug 2021 | 1.400000 | 5,000,000.00 | 5,000,000.00 | 1.00000000 | 5,000,000.00 | 100.000 | 5,000,000.00 | 100.000000 | 100.000000 | 5,000,000.00 | 5,000,000.00 | 0.00 |
| | | | | | 5,000,000.00 | | 5,000,000.00 | 100.000 | 5,000,000.00 | | | 5,000,000.00 | 5,000,000.00 | 0.00 |
| PCU 1.15 08 Nov 2027 FRN | | | | | | | | | | | | | | |
| | LC229250 | 12 Dec 2024 | 1.060200 | 2,000,000.00 | 2,000,000.00 | 1.00000000 | 2,000,000.00 | 100.241 | 2,004,820.00 | 99.949000 | 99.949000 | 1,998,980.00 | 1,998,980.00 | (5,840.00) |
| | | | | | 2,000,000.00 | | 2,000,000.00 | 100.241 | 2,004,820.00 | | | 1,998,980.00 | 1,998,980.00 | (5,840.00) |
| PCU 1.55 17 Nov 2026 FRN | | | | | | | | | | | | | | |
| | LX185851 | 14 Nov 2023 | 1.550000 | 5,000,000.00 | 5,000,000.00 | 1.00000000 | 5,000,000.00 | 100.000 | 5,000,000.00 | 100.823000 | 100.823000 | 5,041,150.00 | 5,041,150.00 | 41,150.00 |
| | | | | | 5,000,000.00 | | 5,000,000.00 | 100.000 | 5,000,000.00 | | | 5,041,150.00 | 5,041,150.00 | 41,150.00 |
| Qld Police 1.35 19 May 2025 FRN | | | | | | | | | | | | | | |
| | LC143209 | 10 May 2022 | 1.350000 | 5,000,000.00 | 5,000,000.00 | 1.00000000 | 5,000,000.00 | 100.000 | 5,000,000.00 | 100.176000 | 100.176000 | 5,008,800.00 | 5,008,800.00 | 8,800.00 |
| | | | | | 5,000,000.00 | | 5,000,000.00 | 100.000 | 5,000,000.00 | | | 5,008,800.00 | 5,008,800.00 | 8,800.00 |
| Qld Police 1.65 01 Dec 2026 FRN | | | | | | | | | | | | | | |
| | LC187340 | 27 Nov 2023 | 1.650000 | 10,000,000.00 | 10,000,000.00 | 1.00000000 | 10,000,000.00 | 100.000 | 10,000,000.00 | 101.286000 | 101.286000 | 10,128,600.00 | 10,128,600.00 | 128,600.00 |
| | | | | | 10,000,000.00 | | 10,000,000.00 | 100.000 | 10,000,000.00 | | | 10,128,600.00 | 10,128,600.00 | 128,600.00 |
| Qld Police 1.65 18 Sep 2026 FRN | | | | | | | | | | | | | | |
| | LC180295 | 12 Sep 2023 | 1.650000 | 9,500,000.00 | 9,500,000.00 | 1.00000000 | 9,500,000.00 | 100.000 | 9,500,000.00 | 101.219000 | 101.219000 | 9,615,805.00 | 9,615,805.00 | 115,805.00 |
| | | | | | 9,500,000.00 | | 9,500,000.00 | 100.000 | 9,500,000.00 | | | 9,615,805.00 | 9,615,805.00 | 115,805.00 |
| Qld Police 1.7 16 Jun 2026 FRN | | | | | | | | | | | | | | |
| | LC169762 | 8 Jun 2023 | 1.700000 | 4,500,000.00 | 4,500,000.00 | 1.00000000 | 4,500,000.00 | 100.000 | 4,500,000.00 | 101.130000 | 101.130000 | 4,550,850.00 | 4,550,850.00 | 50,850.00 |
| | | | | | 4,500,000.00 | | 4,500,000.00 | 100.000 | 4,500,000.00 | | | 4,550,850.00 | 4,550,850.00 | 50,850.00 |
| Qld Police 1.75 06 Dec 2025 FRN | | | | | | | | | | | | | | |
| | LC157906 | 23 Nov 2022 | 1.750000 | 10,000,000.00 | 10,000,000.00 | 1.00000000 | 10,000,000.00 | 100.000 | 10,000,000.00 | 100.782000 | 100.782000 | 10,078,200.00 | 10,078,200.00 | 78,200.00 |
| | | | | | 10,000,000.00 | | 10,000,000.00 | 100.000 | 10,000,000.00 | | | 10,078,200.00 | 10,078,200.00 | 78,200.00 |



Investment Report Pack
Central Coast Council
1 January 2025 to 31 January 2025

| Security | Acquisition Deal | Acquisition Date | Acquisition Yield/ Interest Rate | Acquisition Face Value Original | Balance Face Value Original | Bond Factor Current | Balance Face Value Current | Acquisition Capital Price | Acquisition Capital Consideration | Current Capital Price | CCP For Discount Securities | Current Capital Consideration | Current Capital Consideration Adjusted | Unrealised Capital Gain (Loss) |
|--------------------------------|------------------|------------------|----------------------------------|---------------------------------|-----------------------------|---------------------|----------------------------|---------------------------|-----------------------------------|-----------------------|-----------------------------|-------------------------------|--|--------------------------------|
| RACB 1.5 24 Feb 2026 FRN | | | | | | | | | | | | | | |
| | LC169099 | 31 May 2023 | 1.500000 | 3,750,000.00 | 3,750,000.00 | 1.00000000 | 3,750,000.00 | 99.988 | 3,749,550.00 | 100.599000 | 100.599000 | 3,772,462.50 | 3,772,462.50 | 22,912.50 |
| | LC188379 | 7 Dec 2023 | 1.480000 | 2,750,000.00 | 2,750,000.00 | 1.00000000 | 2,750,000.00 | 100.048 | 2,751,320.00 | 100.599000 | 100.599000 | 2,766,472.50 | 2,766,472.50 | 15,152.50 |
| | | | | | 6,500,000.00 | | 6,500,000.00 | 100.013 | 6,500,870.00 | | | 6,538,935.00 | 6,538,935.00 | 38,065.00 |
| SunBank 0.45 24 Feb 2026 FRN | | | | | | | | | | | | | | |
| | LC112608 | 16 Sep 2021 | 0.410000 | 5,000,000.00 | 5,000,000.00 | 1.00000000 | 5,000,000.00 | 100.173 | 5,008,650.00 | 99.974000 | 99.974000 | 4,998,700.00 | 4,998,700.00 | (9,950.00) |
| | | | | | 5,000,000.00 | | 5,000,000.00 | 100.173 | 5,008,650.00 | | | 4,998,700.00 | 4,998,700.00 | (9,950.00) |
| SunBank 0.48 15 Sep 2026 FRN | | | | | | | | | | | | | | |
| | LC112472 | 9 Sep 2021 | 0.406300 | 2,900,000.00 | 2,900,000.00 | 1.00000000 | 2,900,000.00 | 100.340 | 2,909,860.00 | 99.935000 | 99.935000 | 2,898,115.00 | 2,898,115.00 | (11,745.00) |
| | LC113804 | 13 Oct 2021 | 0.510000 | 10,000,000.00 | 10,000,000.00 | 1.00000000 | 10,000,000.00 | 99.858 | 9,985,800.00 | 99.935000 | 99.935000 | 9,993,500.00 | 9,993,500.00 | 7,700.00 |
| | | | | | 12,900,000.00 | | 12,900,000.00 | 99.966 | 12,895,660.00 | | | 12,891,615.00 | 12,891,615.00 | (4,045.00) |
| SunBank 0.78 25 Jan 2027 FRN | | | | | | | | | | | | | | |
| | LC117127 | 18 Jan 2022 | 0.780000 | 13,000,000.00 | 13,000,000.00 | 1.00000000 | 13,000,000.00 | 100.000 | 13,000,000.00 | 100.363000 | 100.363000 | 13,047,190.00 | 13,047,190.00 | 47,190.00 |
| | | | | | 13,000,000.00 | | 13,000,000.00 | 100.000 | 13,000,000.00 | | | 13,047,190.00 | 13,047,190.00 | 47,190.00 |
| TMB 0.68 16 Jun 2026 FRN | | | | | | | | | | | | | | |
| | LC137828 | 30 Mar 2022 | 1.079900 | 1,700,000.00 | 1,700,000.00 | 1.00000000 | 1,700,000.00 | 98.445 | 1,673,565.00 | 99.888000 | 99.888000 | 1,698,096.00 | 1,698,096.00 | 24,531.00 |
| | | | | | 1,700,000.00 | | 1,700,000.00 | 98.445 | 1,673,565.00 | | | 1,698,096.00 | 1,698,096.00 | 24,531.00 |
| TMB 1.3 21 Jun 2027 FRN | | | | | | | | | | | | | | |
| | LC213714 | 1 Aug 2024 | 1.140000 | 10,000,000.00 | 10,000,000.00 | 1.00000000 | 10,000,000.00 | 100.430 | 10,043,000.00 | 100.896000 | 100.896000 | 10,089,600.00 | 10,089,600.00 | 46,600.00 |
| | | | | | 10,000,000.00 | | 10,000,000.00 | 100.430 | 10,043,000.00 | | | 10,089,600.00 | 10,089,600.00 | 46,600.00 |
| TMB 1.5 28 Oct 2025 FRN | | | | | | | | | | | | | | |
| | LC181158 | 27 Sep 2023 | 1.170000 | 2,000,000.00 | 2,000,000.00 | 1.00000000 | 2,000,000.00 | 100.661 | 2,013,220.00 | 100.622000 | 100.622000 | 2,012,440.00 | 2,012,440.00 | (780.00) |
| | | | | | 2,000,000.00 | | 2,000,000.00 | 100.661 | 2,013,220.00 | | | 2,012,440.00 | 2,012,440.00 | (780.00) |
| UBS Aust 0.5 26 Feb 2026 FRN | | | | | | | | | | | | | | |
| | LC103200 | 2 Mar 2021 | 0.480000 | 6,800,000.00 | 6,800,000.00 | 1.00000000 | 6,800,000.00 | 100.098 | 6,806,664.00 | 99.997000 | 99.997000 | 6,799,796.00 | 6,799,796.00 | (6,868.00) |
| | LC103543 | 9 Mar 2021 | 0.480000 | 12,000,000.00 | 12,000,000.00 | 1.00000000 | 12,000,000.00 | 100.096 | 12,011,520.00 | 99.997000 | 99.997000 | 11,999,640.00 | 11,999,640.00 | (11,880.00) |
| | | | | | 18,800,000.00 | | 18,800,000.00 | 100.097 | 18,818,184.00 | | | 18,799,436.00 | 18,799,436.00 | (18,748.00) |
| UBS Aust 0.87 30 Jul 2025 FRN | | | | | | | | | | | | | | |
| | LC100676 | 22 Jan 2021 | 0.403100 | 5,000,000.00 | 5,000,000.00 | 1.00000000 | 5,000,000.00 | 102.081 | 5,104,050.00 | 100.224000 | 100.224000 | 5,011,200.00 | 5,011,200.00 | (92,850.00) |
| | LC104737 | 1 Apr 2021 | 0.510000 | 5,000,000.00 | 5,000,000.00 | 1.00000000 | 5,000,000.00 | 101.511 | 5,075,550.00 | 100.224000 | 100.224000 | 5,011,200.00 | 5,011,200.00 | (64,350.00) |
| | | | | | 10,000,000.00 | | 10,000,000.00 | 101.796 | 10,179,600.00 | | | 10,022,400.00 | 10,022,400.00 | (157,200.00) |
| UBS Aust 1.2 30 Jul 2025 Fixed | | | | | | | | | | | | | | |
| | LC100329 | 12 Jan 2021 | 0.650000 | 4,000,000.00 | 4,000,000.00 | 1.00000000 | 4,000,000.00 | 102.458 | 4,098,320.00 | 98.384000 | 98.384000 | 3,935,360.00 | 3,935,360.00 | (162,960.00) |
| | | | | | 4,000,000.00 | | 4,000,000.00 | 102.458 | 4,098,320.00 | | | 3,935,360.00 | 3,935,360.00 | (162,960.00) |



Investment Report Pack
Central Coast Council
1 January 2025 to 31 January 2025

| Security | Acquisition Deal | Acquisition Date | Acquisition Yield/ Interest Rate | Acquisition Face Value Original | Balance Face Value Original | Bond Factor Current | Balance Face Value Current | Acquisition Capital Price | Acquisition Capital Consideration | Current Capital Price | CCP For Discount Securities | Current Capital Consideration | Current Capital Consideration Adjusted | Unrealised Capital Gain (Loss) |
|---|------------------|------------------|----------------------------------|---------------------------------|-----------------------------|---------------------|----------------------------|---------------------------|-----------------------------------|-----------------------|-----------------------------|-------------------------------|--|--------------------------------|
| UBS Aust 1.55 12 May 2028 FRN | | | | | | | | | | | | | | |
| | LC169097 | 31 May 2023 | 1.400000 | 2,600,000.00 | 2,600,000.00 | 1.00000000 | 2,600,000.00 | 100.635 | 2,616,510.00 | 102.303000 | 102.303000 | 2,659,878.00 | 2,659,878.00 | 43,368.00 |
| | LC179277 | 4 Sep 2023 | 1.200000 | 5,000,000.00 | 5,000,000.00 | 1.00000000 | 5,000,000.00 | 101.459 | 5,072,950.00 | 102.303000 | 102.303000 | 5,115,150.00 | 5,115,150.00 | 42,200.00 |
| | | | | | 7,600,000.00 | | 7,600,000.00 | 101.177 | 7,689,460.00 | | | 7,775,028.00 | 7,775,028.00 | 85,568.00 |
| Westpac 0.7 25 Jan 2027 FRN | | | | | | | | | | | | | | |
| | LC117174 | 19 Jan 2022 | 0.700000 | 16,000,000.00 | 16,000,000.00 | 1.00000000 | 16,000,000.00 | 100.000 | 16,000,000.00 | 100.293000 | 100.293000 | 16,046,880.00 | 16,046,880.00 | 46,880.00 |
| | | | | | 16,000,000.00 | | 16,000,000.00 | 100.000 | 16,000,000.00 | | | 16,046,880.00 | 16,046,880.00 | 46,880.00 |
| | | | | | | | | | | | | | | (783,932.70) |
| Note: The summary values for Acquisition Capital Price are the weighted average acquisition capital prices based upon the Balance Face Value Current for each security. | | | | | | | | | | | | | | |



11b. Unrealised Unit/Share Capital Gains (Losses) As At 31 January 2025

No unrealised gains or losses (for unit trusts and shares) to report for entered period.



12. Associated Cash Statement for Settlement Period 1 January 2025 to 31 January 2025 inclusive

No associated cash transactions to report for entered period.



13. Tax Summary For 1 January 2025 to 31 January 2025

| | |
|--|--------------|
| Interest Income | 2,089,941.12 |
| Realised Gains (Losses) - Fixed Interest Dealing | 0.00 |
| Realised Gains (Losses) - Principal Repayments | 0.00 |
| Total | 2,089,941.12 |



Investment Report Pack
 Central Coast Council
 1 January 2025 to 31 January 2025

Disclaimer:

Laminar Capital Pty Ltd ABN 33 134 784 740 (AFSL 476686), its officers, employees, agents and associates ("Associates") from time to time hold interests in securities of, or earn brokerage, fees and other benefits from, corporations or investment vehicles referred to in documents provided to clients. All information contained herein is confidential and proprietary to Laminar Capital and, accordingly, this material is not to be reproduced in whole or in part or used for any purpose except as authorised by Laminar Capital. It is to be treated as strictly confidential and not disclosed directly or indirectly to any other person, firm or entity.

Distribution of this information to anyone other than the original recipient and that party's advisers is unauthorised. Any reproduction of these materials, in whole or in part, or the divulgence of any of its contents, without the prior consent of Laminar Capital is prohibited. Any securities recommendation or comments (including an opinion) contained in this document is general advice only and does not take into account your personal objectives, financial situation or needs. Laminar Capital is not acting in a fiduciary capacity. Recommendations or statements of opinion expressed may change without notice. You should not act on a recommendation or statement of opinion without first considering the appropriateness of the general advice to your personal circumstances or consulting your investment advisor to determine whether the recommendation or statement of opinion is appropriate for your investment objectives, financial situation or needs.

Laminar Capital believes that the information contained in this document is accurate when issued. Laminar Capital does not warrant that the information contained herein is accurate, reliable, complete or up-to-date, and, to the fullest extent permitted by law, disclaims all liability of Laminar Capital and its Associates for any loss or damage suffered by any person by reason of the use by that person of, or their reliance on, any information contained in this document or any error or defect in this document, whether arising from the negligence of Laminar Capital or its Associates or otherwise. No action should be taken on the basis of or in reliance on the information, opinions or conclusions contained in this document.


Laminar Capital acts as principal when we buy and sell fixed interest securities in the secondary markets. The yield that we quote to you incorporates any margin that we may receive. The margin is the difference between the price at which we, as principal, buy the security and the price at which we sell the security to you. Laminar Capital may also receive placement fees from Issuers for distributing securities on their behalf.

This document is not, and is not intended to be, an offer or invitation for subscription or sale, or a recommendation, with respect to any securities, nor is it to form the basis of any contract or commitment. This document does not purport to identify the nature of the specific market or other risks associated with these products. Before entering into any transaction in relation to the products, the investor should ensure that it fully understands the terms of the products and the transaction, relevant risk factors, the nature and extent of the investor's risk of loss and the nature of the contractual relationship into which the investor is entering. Prior to investing in these products, an investor should determine, based on its own independent review and such professional advice as it deems appropriate, the economic risks and merits, the legal, tax accounting characteristics and risk, and the consequences of an investment in them. This is not a substantive commentary or analysis by Laminar Capital and has not been prepared as a research product or comments by a research analyst.

LAMINAR CAPITAL PTY LTD
 ACN 134 784 740
 WWW.LAMINARCAPITAL.COM.AU

MELBOURNE OFFICE: LEVEL 5 RIALTO NORTH, 525 COLLINS STREET, MELBOURNE, VIC 3000 T 61 3 9001 6990 F 61 3 9001 6933
 SYDNEY OFFICE: LEVEL 18 ANGEL PLACE, 123 PITT STREET, SYDNEY NSW, 2000 T 61 2 8094 1230
 BRISBANE OFFICE: LEVEL 15 CENTRAL PLAZA 1, 345 QUEEN STREET, BRISBANE QLD, 4000 T 61 7 3123 5370

Report Code: TEPACK020EXT-01.87
 Report Description: Investment Report Pack
 Parameters:
 Trading Entity: Central Coast Council
 Trading Book: Central Coast Council
 Settlement Date Base
 History Start Date: 1 Jan 2000
 Income Expense Status: Authorised
 FI Deal Status: Contract
 Exclude Cash
 Exclude Unallocated Cash
 Exclude Negative Unit Holdings



Central Coast Council
Quarter 2 Business Report
2024-25

About this Report

The information contained in this report details Council's performance against the Operational Plan 2024-25 and covers the period from 1 October 2024 to 31 December 2024.

This report complies with the requirements to prepare a Quarterly Budget Review Statement under clause 203 of the *Local Government (General) Regulation 2021*, with a revised estimate of income and expenditure from the Responsible Accounting Officer of Council included.

Council's performance against the Delivery Program and annual Operational Plan is reported on a quarterly basis and coincides with the Quarterly Budget Review Statement, which is reported to Council within two months after the end of the quarter for Quarters 1, 2 and 3. An Annual Report and Audited Financial Statements are prepared in place of a report on Quarter 4.

Quarterly Reporting Periods are as follows:

- Quarter 1 (Q1) – 1 July 2024 to 30 September 2024
- Quarter 2 (Q2) – 1 October 2024 to 31 December 2024
- Quarter 3 (Q3) – 1 January 2025 to 31 March 2025
- Quarter 4 (Q4) – 1 April 2025 to 30 June 2025

Operational Plan Performance

The Community Strategic Plan (CSP), titled *One – Central Coast*, sets the direction for the next 10 years and provides a roadmap to guide future plans, activities and services. It includes the following five Themes, with Focus Areas and Objectives under each of these Themes:

- **Belonging**
- **Smart**
- **Green**
- **Responsible**
- **Liveable**

The Operational Plan 2024-25 (year 3 of the three-year Delivery Program 2022-2025) is aligned to the five CSP Themes, detailing the activity Council will undertake (through projects, plans and actions) to deliver *One – Central Coast*. This report provides an update on Council’s progress against the Operational Plan 2024-25.

Performance Summary

Council’s progress in delivering the actions, measure and projects against the Operational Plan for 2024-25 are assessed and measured using the following status definitions:



Completed:
Work or action is completed or target has been achieved



Scheduled
Work or action has not commenced yet



On Track
Work or action is on track as planned or target on track to date



On Hold
Work or action is on hold until further notice



Delayed
Work or action is delayed / target has not been met or is off track to date










Closed
Work or action will no longer continue

The category of *On Hold* refers to actions that, due a change in priorities or prolonged delays, are not progressing but will likely recommence in the near future. The category of *Closed* refers to actions that are not progressing due to a change in priorities.





The table below is a summary of progress on the actions, measures and projects.





| Theme: | Belonging | Smart | Green | Responsible | Liveable | Total |
|------------------|-----------|----------|-----------|-------------|-----------|------------|
| Completed | 0 | 1 | 0 | 2 | 2 | 5 |
| On Track | 20 | 8 | 13 | 31 | 18 | 90 |
| Delayed | 0 | 0 | 0 | 7 | 1 | 8 |
| Scheduled | 0 | 0 | 0 | 0 | 1 | 1 |
| On Hold | 0 | 0 | 0 | 0 | 0 | 0 |
| Closed | 0 | 0 | 0 | 1 | 1 | 2 |
| Total | 20 | 9 | 13 | 41 | 23 | 106 |






Service Group: Communications, Marketing and Customer Engagement




| ID | CSP | Service Activity | Target | Status | Comments |
|--------|-----|--|--|---|---|
| DP_057 | S | Deliver Year 3 Actions Destination Management Plan | Actions delivered by 30 June 2025 |  | A total of 34 actions and projects currently underway with internal and external stakeholders; including 20 completed and 14 due to be completed early 2025. |
| DP_059 | S | Deliver ongoing actions for ECO Destination Certification to encourage and support new ecotourism products in the region | 4 new products identified |  | Completed in Q1. Four new sustainable tourism products identified via incentive programs; each successfully completed national pathway/certification program with Ecotourism Australian. |
| DP_093 | R | Deliver actions from the Council's annual Communications Campaign Plan | Plan delivered by 30 June 2025 |  | During the quarter: <ul style="list-style-type: none"> 32 communications and engagement briefs delivered 38 media releases issued 62 media enquiries received. |
| DP_109 | R | Develop new revenue streams for the Visitor Information Centre | Increase in sales revenue by 5% and achieved by 30 June 2025 |  | Revenue increase of 11.75% on same period last year. Local consumables are being sourced on a consignment basis contributing to the increase. |
| DP_121 | R | Deliver the Customer Insights Program | Conduct 4 transactional customer feedback surveys by 30 June 2025 |  | Closed Service Request Surveys completed in September and December 2024. A bi-annual Customer Satisfaction Survey was undertaken in November 2024. Results will be available early 2025. |
| DP_123 | R | Deliver year one actions of organisation wide Digital Content Strategy | By 30 June 2025 |  | The website audit has been completed and will be used to scope what changes or enhancements are needed for the corporate website. |
| DP_126 | R | Improve quality of information and responses for Customer Experience request system | 90% of CX's are responded to within 5 working days 70% satisfaction with the way the request is managed |  | 87.4% response rate for Q2 And 81% satisfaction rating by customers with the request process being simple and easy to understand. While the CX's are slightly below target it is on track for achievement by the of the financial year. |





Service Group: Community and Culture



| ID | CSP | Service Activity | Target | Status | Comments |
|--------|-----|---|---|---|--|
| DP_001 | B | Develop and deliver community capacity building projects in partnership with the local community to increase community participation and strengthen local neighbourhood connections | 5 projects delivered (e.g. mental health initiatives, community resilience programs, social inclusion projects) by 30 June 2025 |  | <p>During the quarter:</p> <ul style="list-style-type: none"> Delivered Live and Local as part of Gossy Weekender, with over 900 attendees and 93% audiences surveyed rated the event as very good or excellent The Creative Art Central annual program commenced with 55 registrations submitted. 12 have been shortlisted for \$1000 each in funding. |
| DP_002 | B | Manage Council's suite of Community Grants Program and resource regional program | 3 Community Grants Programs delivered by 30 June 2025 |  | <p>During the quarter:</p> <ul style="list-style-type: none"> Community grants cheque presentation event: 60 successful applicants attending Community Support Grant Program: 34 applications received with 24 successful in receiving funding Chain Valley Colliery Community Funding Program underway: 13 applications received with 8 recommended for funding. |
| DP_003 | B | Provide community education programs focussed on increasing community awareness and influencing behaviour change around key community priorities | 3 projects focussed on disaster preparedness, graffiti and disability delivered by 30 June 2025 |  | <p>During the quarter:</p> <ul style="list-style-type: none"> Plan and Prepare flyer and webpage update Summer Safety campaign Beat the Heat resources distributed Beyond the Assembly Point workshops delivered in partnership with Red Cross Heat wave webinar in partnership with Red Cross delivered Rediplan. |
| DP_013 | B | Develop and deliver community capacity building projects in partnership with the local community to reduce the local | 3 projects delivered (e.g. Awareness campaigns, 16 Days of Activism, Education program with young people) by 30 June 2025 |  | <p>During the quarter:</p> <ul style="list-style-type: none"> Central Coast Domestic Violence Committee meetings attended Launch of children's book- <i>Everyday I like to play</i> as part of the 16 Days of Activism against gender-based |

| ID | CSP | Service Activity | Target | Status | Comments |
|--------|-----|--|---|---|---|
| | | impact of domestic and family violence | | | violence. Approximately 50 children and their parents / carers attended in person and 70 childcare centres participated online with a total of 1,500 children. 122 childcare centres received resource packs and hard copies of the book was distributed to graduating pre-schoolers. |
| DP_014 | B | Develop and deliver community capacity building projects in partnership with the local creative arts and multicultural community | 3 projects delivered (e.g. Creative Art Central, If these walls could talk, neighbourhoods project) by 30 June 2025 |  | <p>During the quarter:</p> <ul style="list-style-type: none"> • Playback Mentorship Program delivered • Live and Local micro-festivals as part of Gossy Weekender • Live Music NSW partnership realised with Central Coast Music and Arts (CCMA) to deliver professional development and networking events • Creative Arts Central (CAC) EOs delivered, and 10 individuals / projects selected for funding through selection process. |
| DP_016 | B | Implement relevant actions from the Central Coast Graffiti Management Strategy | 2 projects delivered (e.g. mural project, graffiti kits, parents education, programs with young people) by 30 June 2025 |  | <p>During the quarter:</p> <ul style="list-style-type: none"> • 49 graffiti removal kits distributed to Council service centres and libraries • Summer graffiti campaign developed for release in school holidays. |
| DP_023 | B | Develop and deliver community capacity building projects in partnership with the local Aboriginal & Torres Strait Islander community | 4 projects delivered (e.g. Ngura, Healthy lifestyle programs, NAIDOC week, elders/school reading program) by 30 June 2025 |  | <p>During the quarter:</p> <ul style="list-style-type: none"> • Aboriginal Advisory Committee meeting held • 25 students participated and graduated from the Ngura program • 6 Elders reading programs delivered at Koolloora Pre School Toukley. |
| DP_031 | B | Support community organisation and businesses to effectively deliver a range of external events | 10 community events supported |  | <p>YTD 10 community events supported including:</p> <ul style="list-style-type: none"> • What Were You Wearing Rally • Homelessness Connect Day |

| ID | CSP | Service Activity | Target | Status | Comments |
|--------|-----|--|--|---|---|
| | | | | | <ul style="list-style-type: none"> Sustainable Futures Festival Rotary Club Busking Competition Reclaim The Night. |
| DP_032 | B | Develop and deliver an annual Major Events Program, including but not limited to Chromefest, Harvest Festival, The Lakes Festival, Australia Day, New Years Eve, Love Lanes Festival and Flavours by the Sea | 10 events developed and delivered to 100,000 participants by 30 June 2025 |  | <p>YTD 4 events delivered to over 69,322 attendees including:</p> <ul style="list-style-type: none"> Citizenship Ceremony ChromeFest The Lakes Festival. |
| DP_034 | B | Delivery of high quality exhibitions and programs at Gosford Regional Art Gallery | 160,000 visitors to the gallery by 30 June 2025 |  | <p>YTD there have been 77,506 visits to the Gallery, which is 48% of target. The total visitation for Q2 represents an 11% increase on Q2 last year. Planned foyer redevelopments in late March / Early April may impact visitation rates in coming quarter, however high calibre of upcoming exhibitions and opening of new Digital Gallery combined with 25th year anniversary events expected to mitigate impacts on visitation.</p> |
| DP_035 | B | Develop and deliver creative arts development projects in partnership with the local creative practitioners and organisations | 3 projects delivered (e.g. Arts Professional Development, Public Art, Heard Community) by 30 June 2025 |  | <p>Arts Professional Development has been successfully delivered with 2 remaining events scheduled for Q3 and Q4. Additionally, a series of residencies realised as part of the Performance Illuminated Program in conjunction with Theatres.</p> |
| DP_036 | B | Delivery of cultural productions, events and performances at Laycock Street and Peninsula Community Theatres | 220 cultural productions, events or performances delivered |  | <p>YTD there have been 169 performances, events, productions delivered which is 75% of the target.</p> |
| DP_048 | S | Provide a range of coordinated projects, services, and place-making activities to | The Entrance Town Centre managed, maintained, and activated annually |  | <p>YTD:</p> <ul style="list-style-type: none"> 1 capital project delivered for heavy vehicle mitigation gate |






| ID | CSP | Service Activity | Target | Status | Comments |
|--------|-----|---|---|---|---|
| | | increase activation and improve the visitor experience of The Entrance Town Centre | | | <ul style="list-style-type: none"> 23 operational projects completed including Bayview Mall upgrade, shade sail install, defib install, upgrades to the toilets for safety, CCTV repair works, trip hazard repair to pavers Ongoing development relationships with 16 emails sent to over 300 stakeholders and 35 business touch point visits Major Event and third-party event support delivered in The Entrance. |
| DP_049 | S | Provide a range of coordinated projects, services and place-making activities to increase activation and improve the visitor experience of Wyong Town Centre | Wyong Town Centre managed, maintained and activated annually |  | <p>YTD:</p> <ul style="list-style-type: none"> 24 operational projects completed including vegetation management, pavement rectification, high pressure cleaning, new and updated street signs installed, installation of Christmas decorations, heritage bollards installed on Alison Road Ongoing development of relationships with 14 emails sent to over 100 stakeholders and 20 business touch point visits. |
| DP_050 | S | Provide a range of coordinated projects, services, and place-making activities to increase activation and improve the visitor experience of Gosford Town Centre | Gosford Town Centre managed, maintained, and activated annually |  | <p>YTD:</p> <ul style="list-style-type: none"> 8 operational projects completed including reactive paver works and bin upgrades Ongoing development relationships with 12 emails sent to over 200 stakeholders and 58 business touch point visits Major Event and third-party event support delivered in Kibble Park. |
| DP_051 | S | Provide a range of coordinated projects, services, and place-making activities to increase activation and improve the visitor experience | Toukley Town Centre managed, maintained, and activated annually |  | <p>YTD:</p> <ul style="list-style-type: none"> 10 operational projects completed including painting of switchboard and installation of festoon lights, high pressure cleaning of pavements, maintenance of fairy lights, new and updated |















| ID | CSP | Service Activity | Target | Status | Comments |
|--------|---|---|--|---|--|
| | | of Toukley Town Centre | | | <p>street signs, rectification works to garden beds and Christmas decorations installed in the village green</p> <ul style="list-style-type: none"> Ongoing development relationships with 6 emails sent to over 120 stakeholders and 15 business touch point visits Major Event and third-party event support delivered in Toukley Village Green. |
| DP_052 |  | Provide a range of coordinated projects, programs, services and place-making activities to increase activation, improve the visitor experience and support the development of social enterprises and businesses in the Central Coast Major Town Centres | 8 projects delivered by 30 June 2025 |  | <p>Projects and activity include:</p> <ul style="list-style-type: none"> Creative Spaces Program in Vacant Properties: The Entrance - 180 attendees, 3 workshops with 5 artists in residence Gosford - Parkhouse activated with NN Fun Haus: Over 900 people and collaboration with over 13 community, arts and collectives Toukley - Pop up Container: 1,700 visitors Business Development Facade Improvement Program received 42 applications with 40 recommended to Council and approved Activations: 96 sessions of Tai Chi in the Park with 3,031 participants across The Entrance, Gosford, Toukley and Woy Woy; 4 movie nights delivered in Wyong, Gosford, The Entrance and Toukley to over 975 attendees, school holiday stage show delivered to 2,405 attendees, 31 business participation for Christmas window competition across four town centres. |
| DP_274 |  | AAHS - Implement relevant actions from the Alternate and Affordable Housing Strategy | 3 projects delivered (e.g. continue to establish partnerships with Community Housing Providers to develop Affordable |  | <p>During the quarter:</p> <ul style="list-style-type: none"> Council presented at the Housing and Mental Health Forum |

| ID | CSP | Service Activity | Target | Status | Comments |
|--------|---|--|---|---|--|
| | | | Housing on underutilised Council land and support relevant partnership projects with local housing/homelessness service providers | | <ul style="list-style-type: none"> 5,000 crisis relief cards disseminated, 1,200 units of Tupperware containers delivered to Coast Shelter and volunteer-led community dinners in Wyong Internal information and advice on the development of the Affordable Housing Contributions Scheme including an update on analysis of land sites and areas for planning intervention. |
| DP_666 |  | Development of the Community Resilience Plan | Continue to develop the Community Resilience Plans in line with grant funding agreement |  | <p>During the quarter:</p> <ul style="list-style-type: none"> Resilience Action Plans delivered for target communities Regional Resilience Strategy drafted Small projects including flood education signage, Living in Our Community Manuals, flood depth markers, traffic calming measures, flood preparedness video. |















Service Group: Leisure, Beach Safety and Community Facilities



| ID | CSP | Service Activity | Target | Status | Comments |
|--------|---|--|--|---|---|
| DP_004 |  | Provide opportunities for young people to be engaged and recognised within our community | Update and review the 2019-2024 Central Coast Youth Strategy, with the strategy initially planned until December 2024. Deliver a Youth Week calendar of activities and the Central Coast Youth Week Awards. Deliver five (5) contemporary youth programs that meet the needs of young people |  | <p>During the quarter:</p> <ul style="list-style-type: none"> Internal review of Central Coast Youth Strategy progressing Central Coast Youth Week Awards open for nominations, and Youth Week planning on track Youth programs delivered this quarter include Creative Engineers Showcase announcing winners of the Discovered and Battle of the Bands competitions, and the Spring Fling school holiday program. |

| ID | CSP | Service Activity | Target | Status | Comments |
|--------|-----|---|---|---|--|
| DP_005 | B | Provide opportunities for people aged over 50 to be engaged and recognised within our community | Deliver a Seniors Festival calendar of activities and a Seniors Festival Expo quarterly, Getting Older and Loving Life (GOALL) publications to promote Senior's opportunities in the community Deliver two (2) contemporary seniors programs that meet the needs of older people |  | During the quarter: <ul style="list-style-type: none"> Seniors Festival calendar collated, and Expo dates confirmed Spring GOALL distributed to over 1,000 digital subscribers and over 3,000 hard copies circulated Seniors' programs delivered this quarter include the Talking with Seniors Roadshows and International Day of Older People morning tea seminar. |
| DP_022 | B | Council to safely patrol beach locations, and provide beach safety messaging (in partnership with Surf Life Saving Central Coast) | Provide beach lifeguard services to 15 patrolled beaches from September to April |  | All 15 beaches patrolled safely. Patrols extended to 9am-6pm for all sites and Budgewoi, Entrance Channel and Ficus Avenue (Avoca) summer holiday patrols commenced from 23 December. Educational and safety messaging completed as part of Council's Summer Safe campaign. Beach lifeguard aquatic safety video promoted externally via social media. |
| DP_292 | L | Delivery of a high quality leisure facility and programs at Gosford Olympic Pool | Gosford Olympic Pool to attract 200,000 visitors per year |  | YTD Gosford Olympic Pool attendance of 68,135 visitors achieved by providing Learn to Swim, Squad Training, Aqua Fitness, Lap swimming, water polo and Recreational Swimming. |
| DP_293 | L | Delivery of a high quality leisure facility and programs at Peninsula Leisure Centre | Peninsula Leisure Centre to attract 450,000 visitors per year |  | YTD Peninsula Leisure Centre attendances of 291,728 achieved by providing gym and fitness, swimming lessons, aqua fitness, rehabilitation sessions, sporting competitions, water polo and creche services. Special event hosted included the Central Coast biggest Body Combat group fitness class. |
| DP_294 | L | Delivery of a high quality leisure facility and programs at Niagara Park Stadium | Niagara Park Stadium to attract 115,000 visitors per year |  | YTD Niagara Park Stadium attendances of 62,088. Regular activities including basketball, volleyball, table tennis, indoor soccer. |









| ID | CSP | Service Activity | Target | Status | Comments |
|--------|---|---|--|---|---|
| DP_295 |  | Delivery of a high quality leisure facility and programs at Lake Haven Recreation Centre | Lake Haven Recreation Centre to attract 105,000 visitors per year |  | YTD Lake Haven Recreation Centre attendance of 68,235 achieved through gym/group fitness visit/school programs and weekly sporting competitions. |
| DP_296 |  | Delivery of a high quality leisure facility and programs at Wyong Olympic Pool | Wyong Olympic Pool to attract 34,000 visitors per year |  | YTD Wyong Olympic Pool attendance of 11,539 visitors achieved by providing Lap swimming, Water polo and Recreational Swimming. |
| DP_315 |  | Manage and administer the bookings of community halls and facilities | 15,000 annual bookings for the community are facilitated |  | YTD 11,819 community facility bookings have been administered and managed within the new online booking system. |
| DP_316 |  | Efficient delivery of community facilities that meet the community needs | A minimum of six monthly inspections completed for 90% of community facilities operating under a lease, licence or hired agreement |  | Property Officers and Community Facility Officers conduct regular inspections of community facilities operating under a lease, licence or hired agreement, with YTD 220 inspections undertaken. |
| DP_630 |  | Develop a Central Coast Leisure and Aquatic Strategy for Council's leisure centres, recreation centres and aquatic facilities | Leisure and Aquatic Strategy completed for the region |  | Leisure Planners have visited all six Council leisure and aquatic sites, reviewed existing documentation, and scanned the region for similar like facilities and market competitors. |
| DP_631 |  | Implement a new online booking system for Council's community facilities for hire | 100% of Council's community facilities for hire transitioned to the new online booking system |  | 100% of community facilities for hire have transitioned to the new online booking system, and integration issues resolved. |
| DP_632 |  | Delivery of a high quality leisure facility and programs at Toukley Aquatic Centre | Toukley Aquatic Centre to attract 115,000 visitors per year |  | YTD Toukley Aquatic Centre attendance of 69,199 achieved by providing Learn to Swim, Squad Training, Aqua Fitness, Lap swimming and Recreational Swimming programs. |

Service Group: Libraries and Education



| ID | CSP | Service Activity | Target | Status | Comments |
|--------|---|---|---|---|---|
| DP_306 |  | Education and Care provide inclusive opportunities and equitable access for vulnerable children to maximise their learning, development, and wellbeing | > 70 children are enrolled across Council's Education and Care centres that meet criteria |  | area total of 73 children enrolled across the Education and Care Services who meet the criteria. |
| DP_308 |  | Library Services provide programs and activities outside of library branches that address identified needs and interests of the community and increases lifelong learning | >135 outreach activities are delivered |  | YTD 126 programs and activities delivered that address identified needs and interests of the community and increases lifelong learning. This is a completion rate of 93% of the target. |
| DP_309 |  | Library Services provide access to technology that meets the needs of the community | >40,000 public access sessions |  | YTD 28,224 public access PC sessions which is at a current completion rate of 71% of the target. |
| DP_310 |  | Library Services provide access to information and literature for community use | >1,250,000 loans of physical and digital resources |  | YTD 679,623 loans of physical and digital resources. This is a completion rate of 54% of our target. |
| DP_311 |  | Effective promotion of the range of Library Services and Regional Library to increase of visitation to branches | >1,000,000 visits to library branches achieved by 30 June 2025 |  | YTD 330,401 visitor . This is a completion rate of 33% of the expected target. Membership drive scheduled over Q3 andQ4, and the opening of the Gosford Regional Library will boost the number of visitors. |
| DP_627 |  | Effective promotion of the range of Library Services and Regional Library results in an increase in community participation with Libraries | >7,250 new library members join Central Coast Libraries by 30 June 2025 |  | YTD 4,272 new members have joined the Library Service. This is a completion rate of 59% of the target. New memberships will increase during membership drive. |
| DP_628 |  | Actions from the Library Transformation Strategy are delivered | Year one actions are delivered by 30 June 2025 |  | The Transformation Strategy will go to Council for adoption in 2025. |

| ID | CSP | Service Activity | Target | Status | Comments |
|--------|---|---|-------------------------|---|--|
| DP_629 |  | Library Services provide access to technology that meets the needs of the community | > 90,000 Wi-Fi sessions |  | YTD 102,027 Wi-Fi sessions. This is a completion rate of 113%. |

Service Group: Open Space and Recreation

| ID | CSP | Service Activity | Target | Status | Comments |
|--------|---|--|---|---|--|
| DP_214 |  | Public safety and community satisfaction with the amenity of roadsides | >90% of annual scheduled servicing of Roadside Vegetation completed on time |  | YTD 79.2% of scheduled maintenance completed in roadside vegetation maintenance in Q2. Incomplete works are primarily due to resource impacts and several plant and equipment failures. |
| DP_291 |  | Community satisfaction with level of service being maintained on all Central Coast Council parks and reserves | >90% of annual scheduled servicing of parks and reserves completed on time |  | YTD 92.5% completion rate of maintenance schedules. |
| DP_303 |  | Community satisfaction with level of service being maintained on all Central Coast Council sporting facilities | >90% of annual scheduled servicing of sports Facilities completed on time |  | YTD 82.5% for all sports facility scheduled servicing completed on time. Reduction in service is due to vacant positions, excess annual leave being cleared, machinery breakdowns and prioritisation resources to seasonal changeover. |
| DP_304 |  | Community satisfaction with level of service being maintained on all Central Coast Council sporting facilities | 100% of programmed seasonal amendments and changeover completed on time |  | 100% of the Winter to Summer sport changeover has been complete. |

Service Group: Development Assessment

| ID | CSP | Service Activity | Target | Status | Comments |
|--------|---|---|--------|---|---|
| DP_257 |  | Percentage of residential development applications (housing dual occupancy and secondary dwellings) determined within 40 days (gross calendar days) | 40% |  | YTD 30.8%. Improvements continue to be made as per Council's DA Improvement Program which is ongoing. |








| ID | CSP | Service Activity | Target | Status | Comments |
|--------|-----|---|--|--------|---|
| DP_258 | R | Number of mean assessment days for all development applications | < 60 days | | YTD 136 mean assessment days with slight improvement from Q1. |
| DP_528 | R | Number of development applications under assessment | <750 | | Slight improvement in outstanding Development Applications from 896 at Q1 to 836. |
| DP_665 | R | Number of development applications determined | Report each quarter on number of applications determined | | YTD 742 determined and 112 withdrawn. |

Service Group: Economic Development and Property








| ID | CSP | Service Activity | Target | Status | Comments |
|--------|-----|--|--|--------|---|
| DP_037 | S | Implementation of the Airport Masterplan | Year one actions implemented by 30 June 2025 | | The Central Coast Airport Masterplan is currently being finalised with specialist studies to be received in January 2025. Subsequent Council Report to be presented at the February 2025 Meeting. Amendment to the target is proposed. |
| DP_053 | S | Continue to progress the Gosford Waterfront project | Governance model and initial strategy agreed upon | | Hunter and Central Coast Development Corporation (HCCDC) and Council continue to conduct regular monthly project meetings. HCCDC have all of Councils due diligence documents and are using them to formulate a progress pathway for the project. |
| DP_633 | R | Council receives its operating Licence from Cemeteries and Crematoria NSW and complies with all requirements of the scheme | Compliance with regulations achieved by 30 June 2025 | | Work continued with compliance requirements actioned as per the conditions of operating license. |




Service Group: Environmental Compliance Services

| ID | CSP | Service Activity | Target | Status | Comments |
|--------|-----|---|---------------------------------|--------|---|
| DP_018 | B | Responsible Pet Ownership event completed | Event delivered by 30 June 2025 | | Dogs Day Out scheduled for Q3. 30 stallholders having confirmed their attendance as well as a full day of entertainment events scheduled. during the quarter, 3 Pet Pop-Ups, 7 free training sessions and 2 Cat Chat workshops have been held, with 482 |


| ID | CSP | Service Activity | Target | Status | Comments |
|--------|-----|---|--|---|---|
| | | | | | Pet Ownership Guides, treats and dog waste bags distributed, 300 educational packs supplied to local vets and 80 Happy Cat Packs distributed. |
| DP_019 | B | Annual desexing program completed | Minimum of 200 animals desexed by 30 June 2025 |  | YTD 224 companion animals have been desexed. |
| DP_020 | B | Annual microchipping program completed | Minimum of 400 animals microchipped by 30 June 2025 |  | YTD 155 companion animals have been microchipped with two free microchipping days scheduled over Q3 and Q4. |
| DP_133 | R | Develop and implement Proactive Public Health Inspection Program (includes hairdressers, skin penetration, public swimming pools and caravan parks) | Minimum of 75% (i.e. 428) high risk of public health inspections completed by 30 June 2025. |  | 56 public health inspections have been completed for High-Risk premises noting uplift occurs during summer months. Amendment to the target is proposed. |
| DP_404 | R | Develop and implement Council's Regulatory Priorities Statement in accordance with the Central Coast Regulatory Policy. | Council's Regulatory Priorities Statement implemented and online by 30 June 2025 |  | Draft Regulatory Priorities Statement in development. |
| DP_408 | L | Signs progressively rolled out during the financial year | 40 new responsible pet ownership signs installed at relevant beaches and foreshore areas |  | YTD 49 traffic light dog signage installed in target locations across the Central Coast to date. |
| DP_410 | R | Develop and implement a quarterly proactive program | One Proactive Program (parking, companion animals, littering, or illegal dumping) implemented and completed each quarter |  | 3 proactive compliance activities undertaken in relation to responsible dog ownership in Q2. |
| DP_531 | R | Develop and implement Proactive Food Inspection Program | Minimum of 75% (i.e. 1,132) of high and medium risk food shop inspections completed by 30 June 2025. |  | YTD 443 food inspections have been completed for High and Medium Risk premises. Amendment to the target is proposed. |








Service Group: Environmental Management

| ID | CSP | Service Activity | Target | Status | Comments |
|--------|-----|---|---|---|---|
| DP_068 | G | Tuggerah Lakes wrack removal program aligned to the Wrack Management Strategy | Minimum of 5,000m ³ of wrack removed by 30 June 2025 |  | YTD 2,751m ³ of wrack removed. |
| DP_074 | G | Prepare a 4 year report on the implementation of the Biodiversity Strategy 2020 | Annual Report on implementation of Biodiversity Strategy actions prepared by 30 June 2025 |  | Status report being prepared for consideration of Council in 2025 and is on track for completion by 30 June 2025. |
| DP_075 | G | Manage key threats to populations of threatened species on Council managed land. Management actions may include habitat restoration, fox control and access control at locations such as the little tern nesting area at The Entrance North | Implementation of actions completed by 30 June 2025 |  | Fox control works in the vicinity of the little tern breeding site has resulted in nine foxes being despatched. Bush regeneration being undertaken on approximately 40 Council managed reserves across the Central Coast. |
| DP_082 | G | Complete new Coastal Management Programs (CMP) for Open Coast in accordance with the Coastal Management Manual and the Coastal Management Act 2016 | Exhibition draft prepared and ready for committee consideration by 30 June 2025 |  | Consultant preparing draft CMP report with aim to have exhibition draft being ready for committee or Council consideration prior to the end of the financial year. |
| DP_424 | R | Finalise the Narara Creek Floodplain Risk Management Plan | Exhibition draft prepared and ready for Council consideration by 30 June 2025 |  | Internal feedback on draft document being sought with expected completion mid-January 2025. |
| DP_425 | R | Finalise the Tuggerah Lakes Flood Study | Exhibition draft prepared by 30 June 2025 |  | Calibration complete, exhibition draft being developed in consultation with NSW SES. |
| DP_433 | G | Manage coastal lagoon openings in accordance with | 100% of coastal lagoon openings undertaken in |  | All Coastal Lagoons managed in accordance with procedures. |

| ID | CSP | Service Activity | Target | Status | Comments |
|--------|-----|---|--|---|---|
| | | recognised procedures to mitigate flood risk to surrounding communities | accordance with Lagoon Opening procedure | | |
| DP_521 | G | Complete Coastal Management Programs (CMP) for Tuggerah Lakes in accordance with the Coastal Management Manual and the Coastal Management Act 2016 | Contract awarded and commenced for Stage 3 and 4 by 30 June 2025 |  | Stage 3 and 4 brief written in preparation to call tenders. |
| DP_522 | G | Complete Coastal Management Programs (CMP) for Coastal Lagoons in accordance with the Coastal Management Manual and the Coastal Management Act 2016 | Contract awarded and commenced for Stage 3 and 4 by 30 June 2025 |  | Tenders for Stage 3 and 4 to be awarded and work expected to commence January 2025. |
| DP_523 | G | Complete Coastal Management Programs (CMP) for Hawkesbury Nepean in accordance with the Coastal Management Manual and the Coastal Management Act 2016 | Complete Stage 3 by 30 June 2025 |  | Stage 3 expected to be completed January 2025. |

Service Group: Strategic Planning

| ID | CSP | Service Activity | Target | Status | Comments |
|--------|-----|---|--|---|---|
| DP_076 | G | Preparation of Species Management Plans | Species Management Plans for the Squirrel Glider and Swift Parrot adopted by Council by 30 June 2025 |  | Squirrel Glider Species Management Plan has been drafted. Swift Parrot Species Management Plan is awaiting release of mapping from Department of Planning, Housing and Infrastructure (DPHI) to allow completion of plan. |

| ID | CSP | Service Activity | Target | Status | Comments |
|--------|-----|--|--|---|---|
| DP_185 | R | Undertake a review of the Community Strategic Plan (CSP) and develop the next Delivery Program and Resourcing Strategy | Revised or new CSP, Delivery Program and Resourcing Strategy exhibited and adopted by 30 June 2025 |  | Internal work and engagement with Councillors underway in anticipation of preparing the required documents. |
| DP_188 | R | Implement the Service Optimisation Framework through the conduct of Service Optimisation Initiatives | Undertake Service Optimisation Initiative of Town Centres by 30 June 2025 |  | Project scoping for Town Centres has commenced with internal stakeholder consultation. |
| DP_228 | L | Develop an Integrated Transport Strategy for the Central Coast | Integrated Transport Strategy adopted by 30 June 2025 |  | Project has been closed due to Transport for NSW commencing preparation of the Central Coast Strategic Regional Integrated Transport Plan, which is due for completion in the 2025 calendar year. |
| DP_272 | R | Preparation of the Central Coast Local Strategic Planning Statement | Exhibition of a revised Local Strategic Planning Statement by 30 June 2025 |  | Draft document is being prepared and on track for community consultation to commence in Q4. |
| DP_280 | R | Implementation of high priority actions in the Central Coast Local Housing Strategy | Commence implementation of 2 high priority actions by 30 June 2025 |  | Implementation has commenced on Action 4.1 - Prepare and Implement an Affordable Housing Contribution Scheme under s7.32 of the EP&A Act 1979 and Action 2.2 - Investigate urban expansion and infill opportunities in specific locations including Wyong, parts of the Coastal District, Narara Valley, Toukley district. This will involve investigating servicing capacity (water, sewer, and services availability). Grant funding has been provided by the NSW Government to fund stage 1 of these projects which are due for completion by June 2025. |
| DP_337 | B | Deliver the final year of the Disability Inclusion Action Plan (DIAP) | By 30 June 2025 |  | Actions are being progressively delivered throughout the year in line budget and resourcing. |
| DP_450 | R | Prepare Heritage Chapter | Adoption of Heritage chapter of the Development |  | Draft Development Control Plan prepared and on track for community consultation and adoption in Q4. |

