



Central Coast Council

Ordinary Council Meeting

**ATTACHMENTS PROVIDED UNDER
SEPARATE COVER**

Tuesday 25 March 2025

Central Coast Council
ATTACHMENTS PROVIDED UNDER SEPARATE COVER to the
Ordinary Council Meeting
To be held in the Central Coast Council Chambers,
2 Hely Street, Wyong
on Tuesday 25 March 2025
Commencing at 6:30 PM

INDEX

REPORTS

3.2 Monthly Investment Report February 2025

Attachment 1: Summary of Investments as at 28 February 2025 3

Attachment 2: Summary of Restrictions as at 28 February 2025 6

Attachment 3: Portfolio Valuation Report as at 28 February 2025..... 7

3.10 Draft Councillor Expenses and Facilities Policy - For public exhibition

Attachment 1: 2025 Exhibition DRAFT Councillor Expenses and Facilities Policy41

3.11 Draft Community Engagement Strategy - For Adoption

Attachment 1: Community Engagement Strategy - Engagement Evaluation and Key Findings Report October 202442

Attachment 2: Community Engagement Strategy including Community Participation Plan 2024-2028..... 69

3.12 Local Planning Panel Submissions Policy 2025 - for Public Exhibition

Attachment 1: D16715328 Attachment 1 - Local Planning Panel Submissions Policy March 2025(4).....106

3.14 Community Support Grant Program January 2025

Attachment 1: Community Support Grant Program - January 2025 - Recommended and Not Recommended 114

Central Coast Council Summary of Investments as at 28-February-2025								
Financial Institution	Type of Investment	Short Term Rating	Long Term Rating	Maturity Date	Portfolio Balance \$	As a % of the total Portfolio	Interest Rate %	
CASH AT CALL:								
Commonwealth Bank of Australia	Business On-line Saver	A-1+	AA	Daily	8,321,548	1.07%	4.35%	
AMP limited	At Call	A-2	BBB	Daily	6,510	0.00%	5.20%	
Total Cash At Call					8,328,058	1.07%		
TERM DEPOSITS, FLOATING RATE NOTES & BONDS:								
Auswide Bank	Floating Rate Note	A3	BBB	17-Mar-2025	5,000,000	0.64%	5.37%	
NSW Treasury Corporation	Bonds	A-1+	AA	20-Mar-2025	2,000,000	0.26%	1.25%	
QPCU LTD t/a QBANK	Floating Rate Note	A3	BBB	19-May-2025	5,000,000	0.64%	5.52%	
Auswide Bank	Floating Rate Note	A3	BBB	10-Jun-2025	5,000,000	0.64%	5.74%	
Bank of Queensland	Term Deposit	A-2	A	16-Jun-2025	10,000,000	1.28%	1.53%	
MyState Bank	Floating Rate Note	P-2	BBB	16-Jun-2025	9,500,000	1.22%	5.11%	
UBS Australia Limited	Bonds	A	A	30-Jul-2025	4,000,000	0.51%	1.20%	
UBS Australia Limited	Floating Rate Note	A	A	30-Jul-2025	10,000,000	1.28%	5.13%	
MyState Bank	Floating Rate Note	P-2	BBB	13-Oct-2025	10,000,000	1.28%	5.64%	
Credit Union Australia Ltd t/as Great Southern Bank	Floating Rate Note	A2	BBB	01-Dec-2025	3,500,000	0.45%	6.02%	
Bendigo and Adelaide Bank	Floating Rate Note	A-2	A	02-Dec-2025	35,500,000	4.56%	4.96%	
QPCU LTD t/a QBANK	Floating Rate Note	A3	BBB	06-Dec-2025	10,000,000	1.28%	6.18%	
Macquarie Bank	Floating Rate Note	A-1	A	09-Dec-2025	20,000,000	2.57%	4.92%	
SunCorp Bank	Floating Rate Note	A	AA	24-Feb-2026	5,000,000	0.64%	4.58%	
UBS Australia Limited	Floating Rate Note	A	A	26-Feb-2026	18,800,000	2.41%	4.62%	
Newcastle Permanent Building Society	Floating Rate Note	A-2	BBB	04-Mar-2026	1,000,000	0.13%	5.05%	
Credit Union Australia	Floating Rate Note	A2	BBB	22-Apr-2026	11,000,000	1.41%	5.01%	
Bank of Queensland	Floating Rate Note	A-2	A	06-May-2026	5,000,000	0.64%	4.84%	
Teachers Mutual Bank	Floating Rate Note	A2	BBB	16-Jun-2026	1,700,000	0.22%	5.14%	
QPCU LTD t/a QBANK	Floating Rate Note	A3	BBB	16-Jun-2026	4,500,000	0.58%	6.16%	
Bendigo and Adelaide Bank	Floating Rate Note	A-2	A	18-Jun-2026	15,300,000	1.96%	5.12%	
Bank of Queensland	Term Deposit	A-2	A	08-Jul-2026	5,000,000	0.64%	4.96%	
Bank of Queensland	Floating Rate Note	A-2	A	22-Jul-2026	3,000,000	0.39%	4.91%	
National Australia Bank	Floating Rate Note	A-1+	AA	24-Aug-2026	7,000,000	0.90%	4.54%	
Suncorp Bank	Floating Rate Note	A	AA	15-Sep-2026	12,900,000	1.66%	4.94%	
Bank of Queensland	Floating Rate Note	A-2	A	27-Oct-2026	22,000,000	2.82%	5.09%	
Northern Territory Treasury Corporation	Bonds	A	AA	15-Dec-2026	5,000,000	0.64%	1.40%	
Commonwealth Bank of Australia	Floating Rate Note	A-1+	AA	14-Jan-2027	6,500,000	0.83%	5.04%	
Suncorp Bank	Floating Rate Note	A	AA	25-Jan-2027	13,000,000	1.67%	5.07%	
Westpac Banking Corporation	Floating Rate Note	A-1+	AA	25-Jan-2027	16,000,000	2.05%	4.99%	
Bank Australia Limited	Floating Rate Note	A2	BBB	22-Feb-2027	9,250,000	1.19%	5.68%	
Auswide Bank	Floating Rate Note	A3	BBB	17-Mar-2027	4,500,000	0.58%	5.97%	
Bank of Queensland	Floating Rate Note	A-2	A	09-May-2028	5,000,000	0.64%	5.40%	
NSW Treasury Corporation	Bonds	A-1+	AA	15-Nov-2028	15,000,000	1.93%	3.00%	
UBS Australia Limited	Floating Rate Note	A	A	12-May-2028	7,600,000	0.98%	5.75%	
QPCU LTD t/a QBANK	Floating Rate Note	A3	BBB	18-Sep-2026	9,500,000	1.22%	6.12%	
Illawarra Credit Union Ltd	Floating Rate Note	A3	BBB	21-Sep-2026	9,000,000	1.16%	6.15%	
Teachers Mutual Bank	Floating Rate Note	A2	BBB	28-Oct-2025	2,000,000	0.26%	5.79%	
Credit Union Australia Ltd t/as Great Southern Bank	Floating Rate Note	A2	BBB	09-Feb-2027	12,500,000	1.60%	5.85%	
Police Bank Ltd	Floating Rate Note	A2	BBB	17-Nov-2026	5,000,000	0.64%	5.72%	
QPCU LTD t/a QBANK	Floating Rate Note	A3	BBB	01-Dec-2026	10,000,000	1.28%	6.09%	
Members Banking Group Limited t/as RACQ Bank	Floating Rate Note	A2	BBB	24-Feb-2026	6,500,000	0.83%	5.63%	
Auswide Bank	Floating Rate Note	A3	BBB	07-Nov-2025	9,750,000	1.25%	5.71%	
Judo Bank	Bonds	A3	BBB	26-Sep-2025	8,630,000	1.11%	6.40%	
Newcastle Permanent Building Society	Floating Rate Note	A-2	BBB	10-Feb-2027	13,100,000	1.68%	5.20%	
Credit Union Australia Ltd t/as Great Southern Bank	Floating Rate Note	A2	BBB	23-Oct-2026	2,500,000	0.32%	5.93%	
BankVic	Term Deposit	A2	BBB	19-Nov-2025	5,000,000	0.64%	5.25%	
Police and Nurses bank	Term Deposit	A2	BBB	30-May-2025	5,000,000	0.64%	5.35%	
National Australia Bank	Term Deposit	A-1+	AA	30-Apr-2025	5,000,000	0.64%	5.25%	
Maitland Mutual Ltd / TA the Mutual Bank	Term Deposit	A2	BBB	16-Apr-2025	5,000,000	0.64%	5.30%	
Judo Bank	Term Deposit	A3	BBB	05-Mar-2025	5,000,000	0.64%	5.25%	
Bank Australia Limited	Floating Rate Note	A2	BBB	21-Feb-2028	10,000,000	1.28%	1.70%	

Central Coast Council Summary of Investments as at 28-February-2025								
Financial Institution	Type of Investment	Short Term Rating	Long Term Rating	Maturity Date	Portfolio Balance \$	As a % of the total Portfolio	Interest Rate %	
Illawarra Credit Union Ltd	Term Deposit	A3	BBB	04-Jun-2025	5,000,000	0.64%	5.40%	
G&C Mutual Bank Limited	Term Deposit	A2	BBB	16-Jul-2025	5,000,000	0.64%	5.35%	
G&C Mutual Bank Limited	Term Deposit	A2	BBB	20-Aug-2025	5,000,000	0.64%	5.35%	
G&C Mutual Bank Limited	Term Deposit	A2	BBB	17-Sep-2025	5,000,000	0.64%	5.35%	
Police and Nurses bank	Term Deposit	A2	BBB	25-Jun-2025	5,000,000	0.64%	5.35%	
Bank of Queensland	Bonds	A-2	A	27-Jan-2027	5,000,000	0.64%	4.70%	
Rabo Bank	Term Deposit	P-1	A	07-May-2025	5,000,000	0.64%	5.32%	
Rabo Bank	Term Deposit	P-1	A	09-Jul-2025	5,000,000	0.64%	5.32%	
Rabo Bank	Term Deposit	P-1	A	06-Aug-2025	5,000,000	0.64%	5.32%	
ING	Term Deposit	A2	A	12-Mar-2025	5,000,000	0.64%	5.11%	
National Australia Bank	Term Deposit	A-1+	AA	02-Jul-2025	5,000,000	0.64%	5.20%	
National Australia Bank	Term Deposit	A-1+	AA	23-Jul-2025	5,000,000	0.64%	5.20%	
Teachers Mutual Bank	Floating Rate Note	A2	BBB	21-Jun-2027	10,000,000	1.28%	5.71%	
Rabo Bank	Term Deposit	P-1	A	15-Jul-2025	5,000,000	0.64%	5.15%	
Rabo Bank	Term Deposit	P-1	A	18-Feb-2026	5,000,000	0.64%	4.85%	
Rabo Bank	Term Deposit	P-1	A	16-Jun-2025	5,000,000	0.64%	5.16%	
ING	Term Deposit	A2	A	10-Sep-2025	5,000,000	0.64%	4.95%	
Beyond Bank	Term Deposit	A2	BBB	03-Apr-2025	10,000,000	1.28%	4.95%	
Police and Nurses bank	Term Deposit	A2	BBB	26-Mar-2025	5,000,000	0.64%	5.06%	
Westpac Banking Corporation	Term Deposit	A-1+	AA	09-Apr-2025	5,000,000	0.64%	4.95%	
Westpac Banking Corporation	Term Deposit	A-1+	AA	23-Apr-2025	5,000,000	0.64%	4.95%	
Rabo Bank	Term Deposit	P-1	A	14-May-2025	5,000,000	0.64%	5.08%	
ING	Term Deposit	A2	A	08-Oct-2025	5,000,000	0.64%	5.03%	
ING	Term Deposit	A2	A	22-Oct-2025	5,000,000	0.64%	5.03%	
Beyond Bank	Term Deposit	A2	BBB	13-Aug-2025	5,000,000	0.64%	5.15%	
Beyond Bank	Term Deposit	A2	BBB	27-Aug-2025	5,000,000	0.64%	5.15%	
ING	Term Deposit	A2	A	12-Nov-2025	5,000,000	0.64%	5.10%	
ING	Term Deposit	A2	A	26-Nov-2025	5,000,000	0.64%	5.10%	
ING	Term Deposit	A2	A	19-Dec-2025	5,000,000	0.64%	5.10%	
ING	Term Deposit	A2	A	07-Jan-2026	5,000,000	0.64%	5.10%	
Rabo Bank	Term Deposit	P-1	A	28-Jan-2026	5,000,000	0.64%	5.10%	
Rabo Bank	Term Deposit	P-1	A	20-May-2026	5,000,000	0.64%	5.10%	
Defence Bank	Term Deposit	A2	BBB	03-Sep-2025	5,000,000	0.64%	5.09%	
ING	Term Deposit	A2	A	19-Dec-2025	5,000,000	0.64%	5.11%	
ING	Term Deposit	A2	A	24-Dec-2025	5,000,000	0.64%	5.11%	
Auswide Bank	Term Deposit	A3	BBB	11-Dec-2025	5,000,000	0.64%	5.10%	
Bank of Queensland	Term Deposit	A-2	A	19-Jun-2025	7,500,000	0.96%	5.15%	
Bank of Queensland	Term Deposit	A-2	A	10-Jul-2025	7,500,000	0.96%	5.11%	
Credit Union Australia Ltd t/as Great Southern Bank	Term Deposit	A2	BBB	17-Jul-2025	5,000,000	0.64%	5.16%	
Credit Union Australia Ltd t/as Great Southern Bank	Term Deposit	A2	BBB	24-Jul-2025	5,000,000	0.64%	5.16%	
Police Bank Ltd	Floating Rate Note	A2	BBB	08-Nov-2027	2,000,000	0.26%	5.57%	
Auswide Bank	Floating Rate Note	A3	BBB	22-Mar-2027	2,750,000	0.35%	6.05%	
AMP limited	Floating Rate Note	A-2	BBB	13-Sep-2027	24,000,000	3.08%	5.73%	
AMP limited	Term Deposit	A-2	BBB	16-Jul-2025	5,000,000	0.64%	5.10%	
AMP limited	Term Deposit	A-2	BBB	01-Oct-2025	5,000,000	0.64%	5.05%	
Rabo Bank	Term Deposit	P-1	A	09-Jan-2030	5,000,000	0.64%	5.03%	
Auswide Bank	Term Deposit	A3	BBB	08-Oct-2025	5,000,000	0.64%	5.00%	
Defence Bank	Term Deposit	A2	BBB	14-Jan-2026	5,000,000	0.64%	5.00%	
Australian Military Bank Limited	Term Deposit	A2	BBB	03-Feb-2027	5,000,000	0.64%	4.85%	
Australian Military Bank Limited	Term Deposit	A2	BBB	10-Feb-2027	5,000,000	0.64%	4.85%	
Rabo Bank	Term Deposit	P-1	A	05-Aug-2026	5,000,000	0.64%	4.78%	
Rabo Bank	Term Deposit	P-1	A	19-Aug-2026	5,000,000	0.64%	4.73%	
Rabo Bank	Term Deposit	P-1	A	14-Feb-2029	5,000,000	0.64%	5.04%	
Rabo Bank	Term Deposit	P-1	A	13-Feb-2030	5,000,000	0.64%	5.15%	
Bank of China Australia	Term Deposit	A1	A	18-Feb-2026	5,000,000	0.64%	4.77%	
Bank of China Australia	Term Deposit	A1	A	25-Feb-2026	5,000,000	0.64%	4.77%	
Newcastle Permanent Building Society	Floating Rate Note	A-2	BBB	21-Jan-2030	10,000,000	1.28%	1.25%	
Credit Union Australia Ltd t/as Great Southern Bank	Floating Rate Note	A2	BBB	01-Nov-2027	5,000,000	0.64%	1.03%	

Central Coast Council Summary of Investments as at 28-February-2025							
Financial Institution	Type of Investment	Short Term Rating	Long Term Rating	Maturity Date	Portfolio Balance \$	As a % of the total Portfolio	Interest Rate %
Total Term Deposit & Bonds:					770,780,000	98.93%	
TOTAL PORTFOLIO					779,108,058	100.00%	
Current					438,508,058	56.28%	
Non-Current					340,600,000	43.72%	
TOTAL PORTFOLIO					779,108,058	100.00%	

Green Investments

Central Coast Council
External and Internal Restrictions as at 28 February 2025

Restrictions	2024/25 Opening Balance	2024/25 YTD Transfers to/(from)	Closing Balance as at 28 February 2025
External Restrictions			
Developer Contributions	239,950,758	2,578,279	242,529,037
Unexpended Grants	34,656,937	102,769	34,759,706
Stormwater Levy	547,140	0	547,140
Caravan Park Surplus	14,604,824	(14,604,824)	0
Cemeteries Surplus	582,176	(63,837)	518,339
Coastal Open Space	7,143,736	157,032	7,300,768
Biobanking Agreement 161	323,319	(17,888)	305,431
Crown Land Business Enterprises	2,205,938	(2,205,938)	0
Crown Land Patonga Camping Ground	1,215,477	(1,215,477)	0
The Entrance Town Centre Special Rate Levy	0	0	0
Toukley Town Centre Special Rate Levy	0	78,896	78,896
Wyang Town Centre Special Rate Levy	0	0	0
Tourism Special Rate Levy	2,767,403	778,895	3,546,298
Gosford CBD Special Rate Levy	0	136,469	136,469
Gosford Parking Station Special Rate Levy	1,532,965	(598,047)	934,918
Crown Lands	0	21,200,076	21,200,076
Other External Restrictions	476,481	(6,700)	469,781
Domestic Waste Management	116,121,266	7,077,182	123,198,448
Water Supply Authority	116,066,154	30,736,206	146,802,360
Total External Restrictions	538,194,573	44,133,093	582,327,667
Internal Restrictions			
Self Insurance Claims	11,574,000	0	11,574,000
Employee Leave Entitlements	12,316,718	0	12,316,718
Tip Rehabilitation	37,269,050	0	37,269,050
Land Development	1,065,195	(1,065,195)	0
Davistown Wetland	1,436,049	(1,436,049)	0
Regional Library	9,236,932	0	9,236,932
St Huberts Drainage Licence Fee	771,523	0	771,523
Waste Management Infrastructure	32,919,817	7,041,123	39,960,940
Emergency Services Levy savings	243,710	(243,710)	0
Employment Generating Projects	2,656,356	(2,656,356)	0
Emergency Loans Repayments	15,800,000	11,200,000	27,000,000
Strategic Priorities	7,296,804	3,184,370	10,481,174
Multi Year Projects	5,804,329	(3,601,783)	2,202,547
Conservation Fund	0	2,850,205	2,850,205
Section 355 Advances and Deposits	264,386	(264,386)	0
Total Internal Restrictions	138,654,869	15,008,220	153,663,089
Grand Total	676,849,442	59,141,313	735,990,756



Investment Report Pack

Central Coast Council

1 February 2025 to 28 February 2025



Contents

1. Securities Held By Trading Book Maturing Post 28 February 2025
2. Interest and Distribution Income Received For 1 February 2025 to 28 February 2025
3. Acquisitions, Disposals and Maturities Between 1 February 2025 and 28 February 2025
4. Interest Income Accrued As At 28 February 2025
5. Portfolio Valuation As At 28 February 2025
6. Portfolio Valuation By Categories As At 28 February 2025
7. Performance Statistics For Period Ending 28 February 2025
8. Intentionally left blank
9. Realised Gains (Losses) - Fixed Interest Dealing For 1 February 2025 to 28 February 2025
- 9b. Realised Gains (Losses) - Share Dealing For 1 February 2025 to 28 February 2025
10. Realised Gains (Losses) - Principal Repayments For 1 February 2025 to 28 February 2025
11. Unrealised FI Capital Gains (Losses) As At 28 February 2025
12. Associated Cash Statement for Settlement Period 1 February 2025 to 28 February 2025 inclusive
13. Tax Summary For 1 February 2025 to 28 February 2025



Investment Report Pack
 Central Coast Council
 1 February 2025 to 28 February 2025

1. Securities Held By Trading Book Maturing Post 28 February 2025

Latest Deal Code	Latest Deal Settlement Date	Issuer	ISIN	WAL / Interim Maturity Date	Next Coupon Date	Coupon Rate/Latest Yield	Coupon Frequency	Security Type	Security Rating	Face Value Notional	Current Face Value Notional	Market Value
Central Coast Council												
LC233416	1 Feb 2025	AMP Bank Ltd		1 Mar 2025		0.55	Nil	At Call	S&P BBB	6,509.84	6,509.84	6,509.84
LC233418	1 Feb 2025	Commonwealth Bank of Australia Ltd		1 Mar 2025		0.00	Nil	At Call	S&P AA-	8,321,547.98	8,321,547.98	8,321,547.98
LX207967	30 May 2024	Judo Bank		5 Mar 2025	5 Mar 2025	5.25	Maturity	TD	S&P ST A2	5,000,000.00	5,000,000.00	5,197,054.80
LX213685	1 Aug 2024	ING Bank Australia Limited		12 Mar 2025	12 Mar 2025	5.11	Maturity	TD	S&P ST A1	5,000,000.00	5,000,000.00	5,147,700.00
LC136560	17 Mar 2022	Auswide Bank Limited	AU3FN0067393	17 Mar 2025	17 Mar 2025	5.37	Quarterly	FRN	Moody's Baa2	5,000,000.00	5,000,000.00	5,054,500.00
LC141827	21 Nov 2019	NSW Treasury Corporation	AU3SG0002025	20 Mar 2025	20 Mar 2025	1.25	Semi Annual	Fixed	S&P AA+	2,000,000.00	2,000,000.00	2,008,020.00
LX217991	11 Sep 2024	P&N Bank Ltd		26 Mar 2025	26 Mar 2025	5.06	Maturity	TD	S&P ST A2	5,000,000.00	5,000,000.00	5,117,835.60
LC218029	11 Sep 2024	Beyond Bank Australia Ltd		3 Apr 2025	3 Apr 2025	4.95	Maturity	TD	S&P ST A2	10,000,000.00	10,000,000.00	10,230,547.90
LX217993	11 Sep 2024	Westpac Banking Corporation Ltd		9 Apr 2025	9 Apr 2025	4.95	Maturity	TD	S&P ST A1+	5,000,000.00	5,000,000.00	5,115,273.95
LX207966	30 May 2024	Maitland Mutual Ltd t/as The Mutual Bank		16 Apr 2025	16 Apr 2025	5.30	Maturity	TD	S&P ST A2	5,000,000.00	5,000,000.00	5,198,931.50
LX217995	11 Sep 2024	Westpac Banking Corporation Ltd		23 Apr 2025	23 Apr 2025	4.95	Maturity	TD	S&P ST A1+	5,000,000.00	5,000,000.00	5,115,273.95
LX207930	30 May 2024	National Australia Bank Ltd		30 Apr 2025	30 Apr 2025	5.25	Maturity	TD	S&P ST A1+	5,000,000.00	5,000,000.00	5,197,054.80
LC210137	26 Jun 2024	Rabobank Australia Ltd		7 May 2025	7 May 2025	5.32	Maturity	TD	S&P ST A1	5,000,000.00	5,000,000.00	5,180,005.50
LC220907	17 Oct 2024	Rabobank Australia Ltd		14 May 2025	14 May 2025	5.08	Maturity	TD	S&P ST A1	5,000,000.00	5,000,000.00	5,093,249.30
LC143209	17 May 2022	QPCU LTD t/a QBANK	AU3FN0069175	19 May 2025	19 May 2025	5.52	Quarterly	FRN	S&P BBB-	5,000,000.00	5,000,000.00	5,015,750.00
LX207925	30 May 2024	P&N Bank Ltd		30 May 2025	30 May 2025	5.35	Maturity	TD	S&P ST A2	5,000,000.00	5,000,000.00	5,200,808.20
LX209073	13 Jun 2024	Illawarra Credit Union Ltd		4 Jun 2025	4 Jun 2025	5.40	Maturity	TD	S&P ST A2	5,000,000.00	5,000,000.00	5,192,328.75
LC145373	10 Jun 2022	Auswide Bank Limited	AU3FN0069555	10 Jun 2025	10 Mar 2025	5.74	Quarterly	FRN	Moody's Baa2	5,000,000.00	5,000,000.00	5,068,200.00
LC218001	11 Sep 2024	Rabobank Australia Ltd		16 Jun 2025	16 Jun 2025	5.00	Maturity	TD	S&P ST A1	5,000,000.00	5,000,000.00	5,116,438.35
LC107738	16 Jun 2021	MyState Bank Ltd	AU3FN0061024	16 Jun 2025	17 Mar 2025	5.11	Quarterly	FRN	Moody's Baa2	9,500,000.00	9,500,000.00	9,595,760.00
LC96637	16 Jun 2020	Bank of Queensland Ltd		16 Jun 2025	16 Jun 2025	1.53	Annual	TD	Moody's A3	10,000,000.00	10,000,000.00	10,107,728.80
LX229254	12 Dec 2024	Bank of Queensland Ltd		19 Jun 2025	19 Jun 2025	5.15	Maturity	TD	S&P ST A2	7,500,000.00	7,500,000.00	7,582,541.10
LC209232	14 Jun 2024	P&N Bank Ltd		25 Jun 2025	14 Jun 2025	5.35	Semi Annual	TD	S&P BBB	5,000,000.00	5,000,000.00	5,189,815.05
LX213689	1 Aug 2024	National Australia Bank Ltd		2 Jul 2025	2 Jul 2025	5.20	Maturity	TD	S&P ST A1+	5,000,000.00	5,000,000.00	5,150,301.35
LC210140	26 Jun 2024	Rabobank Australia Ltd		9 Jul 2025	9 Jul 2025	5.32	Maturity	TD	S&P A+	5,000,000.00	5,000,000.00	5,180,005.50
LX229255	12 Dec 2024	Bank of Queensland Ltd		10 Jul 2025	10 Jul 2025	5.11	Maturity	TD	S&P ST A2	7,500,000.00	7,500,000.00	7,581,900.00
LC217987	11 Sep 2024	Rabobank Australia Ltd		15 Jul 2025	15 Jul 2025	5.00	Maturity	TD	S&P ST A1	5,000,000.00	5,000,000.00	5,116,438.35
LC230773	8 Jan 2025	AMP Bank Ltd		16 Jul 2025	16 Jul 2025	5.10	Maturity	TD	Moody's ST P-2	5,000,000.00	5,000,000.00	5,035,630.15
LX209090	13 Jun 2024	G&C Mutual Bank Limited		16 Jul 2025	16 Jul 2025	5.35	Maturity	TD	S&P BBB+	5,000,000.00	5,000,000.00	5,190,547.95
LX229258	12 Dec 2024	Credit Union Australia Ltd t/as Great Southern Bank		17 Jul 2025	17 Jul 2025	5.16	Maturity	TD	S&P ST A2	5,000,000.00	5,000,000.00	5,055,134.25



Investment Report Pack
 Central Coast Council
 1 February 2025 to 28 February 2025

Latest Deal Code	Latest Deal Settlement Date	Issuer	ISIN	WAL / Interim Maturity Date	Next Coupon Date	Coupon Rate	Latest Yield	Coupon Frequency	Security Type	Security Rating	Face Value Notional	Current Face Value Notional	Market Value
LX213692	1 Aug 2024	National Australia Bank Ltd		23 Jul 2025	23 Jul 2025	5.20		Maturity	TD	S&P ST A1+	5,000,000.00	5,000,000.00	5,150,301.35
LX229259	12 Dec 2024	Credit Union Australia Ltd v/as Great Southern Bank		24 Jul 2025	24 Jul 2025	5.16		Maturity	TD	S&P ST A2	5,000,000.00	5,000,000.00	5,055,134.25
LC100329	14 Jan 2021	UBS Australia Ltd	AU3CB0273407	30 Jul 2025	30 Jul 2025	1.20		Semi Annual	Fixed	Moody's Aa3	4,000,000.00	4,000,000.00	3,951,120.00
LC104737	7 Apr 2021	UBS Australia Ltd	AU3FN0055307	30 Jul 2025	30 Apr 2025	5.13		Quarterly	FRN	S&P A+	10,000,000.00	10,000,000.00	10,062,100.00
LC210145	26 Jun 2024	Rabobank Australia Ltd		6 Aug 2025	6 Aug 2025	5.32		Maturity	TD	S&P A+	5,000,000.00	5,000,000.00	5,180,005.50
LC223234	7 Nov 2024	Beyond Bank Australia Ltd		13 Aug 2025	13 Aug 2025	5.15		Maturity	TD	S&P ST A2	5,000,000.00	5,000,000.00	5,079,719.20
LX209091	13 Jun 2024	G&C Mutual Bank Limited		20 Aug 2025	20 Aug 2025	5.35		Maturity	TD	S&P BBB+	5,000,000.00	5,000,000.00	5,190,547.95
LC223235	7 Nov 2024	Beyond Bank Australia Ltd		27 Aug 2025	27 Aug 2025	5.15		Maturity	TD	S&P ST A2	5,000,000.00	5,000,000.00	5,079,719.20
LX225649	28 Nov 2024	Defence Bank Ltd		3 Sep 2025	3 Sep 2025	5.09		Maturity	TD	S&P ST A2	5,000,000.00	5,000,000.00	5,064,147.95
LC218018	11 Sep 2024	ING Bank Australia Limited		10 Sep 2025	10 Sep 2025	4.95		Maturity	TD	S&P ST A1	5,000,000.00	5,000,000.00	5,115,273.95
LX209092	13 Jun 2024	G&C Mutual Bank Limited		17 Sep 2025	17 Sep 2025	5.35		Maturity	TD	S&P BBB+	5,000,000.00	5,000,000.00	5,190,547.95
LC190925	19 Jan 2024	Judo Bank	AU3CB0292480	26 Sep 2025	26 Mar 2025	6.40		Semi Annual	Fixed	S&P BBB	8,630,000.00	8,630,000.00	8,892,093.10
LC230775	8 Jan 2025	AMP Bank Ltd		1 Oct 2025	1 Oct 2025	5.05		Maturity	TD	Moody's ST P-2	5,000,000.00	5,000,000.00	5,035,280.80
LX230777	8 Jan 2025	Auswide Bank Limited		8 Oct 2025	8 Oct 2025	5.00		Maturity	TD	Moody's ST P-2	5,000,000.00	5,000,000.00	5,034,931.50
LX220905	17 Oct 2024	ING Bank Australia Limited		8 Oct 2025	8 Oct 2025	5.03		Maturity	TD	S&P ST A1	5,000,000.00	5,000,000.00	5,092,331.50
LC155063	13 Oct 2022	MyState Bank Ltd	AU3FN0072369	13 Oct 2025	14 Apr 2025	5.64		Quarterly	FRN	Moody's Baa2	10,000,000.00	10,000,000.00	10,102,000.00
LX220906	17 Oct 2024	ING Bank Australia Limited		22 Oct 2025	22 Oct 2025	5.03		Maturity	TD	S&P A	5,000,000.00	5,000,000.00	5,092,331.50
LC181158	29 Sep 2023	Teachers Mutual Bank Ltd	AU3FN0072740	28 Oct 2025	28 Apr 2025	5.79		Quarterly	FRN	Moody's Baa1	2,000,000.00	2,000,000.00	2,022,020.00
LC188385	11 Dec 2023	Auswide Bank Limited	AU3FN0073037	7 Nov 2025	7 May 2025	5.71		Quarterly	FRN	Moody's Baa2	9,750,000.00	9,750,000.00	9,810,352.50
LC223313	7 Nov 2024	ING Bank Australia Limited		12 Nov 2025	7 Nov 2025	5.10		Semi Annual	TD	S&P A	5,000,000.00	5,000,000.00	5,078,945.20
LC208078	30 May 2024	BankVic		19 Nov 2025	19 Nov 2025	5.25		Maturity	TD	S&P BBB	5,000,000.00	5,000,000.00	5,197,054.80
LC223315	7 Nov 2024	ING Bank Australia Limited		26 Nov 2025	7 Nov 2025	5.10		Semi Annual	TD	S&P A	5,000,000.00	5,000,000.00	5,078,945.20
LC157929	1 Dec 2022	Credit Union Australia Ltd v/as Great Southern Bank	AU3FN0073961	1 Dec 2025	3 Mar 2025	6.02		Quarterly	FRN	Moody's Baa1	3,500,000.00	3,500,000.00	3,575,215.00
LC112609	20 Sep 2021	Bendigo & Adelaide Bank Ltd	AU3FN0057634	2 Dec 2025	3 Mar 2025	4.96		Quarterly	FRN	S&P A-	35,500,000.00	35,500,000.00	35,935,585.00
LC157906	6 Dec 2022	QPCU LTD v/a QBANK	AU3FN0073979	6 Dec 2025	6 Mar 2025	6.18		Quarterly	FRN	S&P BBB-	10,000,000.00	10,000,000.00	10,215,900.00
LX105597	19 Apr 2021	Macquarie Bank Ltd	AU3FN0057709	9 Dec 2025	10 Mar 2025	4.92		Quarterly	FRN	S&P A+	20,000,000.00	20,000,000.00	20,227,600.00
LX229252	12 Dec 2024	Auswide Bank Limited		11 Dec 2025	11 Dec 2025	5.10		Maturity	TD	Moody's ST P-2	5,000,000.00	5,000,000.00	5,054,493.15
LX225654	28 Nov 2024	ING Bank Australia Limited		19 Dec 2025	19 Dec 2025	5.11		Maturity	TD	S&P A	5,000,000.00	5,000,000.00	5,064,400.00
LC223316	7 Nov 2024	ING Bank Australia Limited		19 Dec 2025	7 Nov 2025	5.10		Semi Annual	TD	S&P A	5,000,000.00	5,000,000.00	5,078,945.20
LX225655	28 Nov 2024	ING Bank Australia Limited		24 Dec 2025	24 Dec 2025	5.11		Maturity	TD	S&P A	5,000,000.00	5,000,000.00	5,064,400.00
LC223317	7 Nov 2024	ING Bank Australia Limited		7 Jan 2026	7 Nov 2025	5.10		Semi Annual	TD	S&P A	5,000,000.00	5,000,000.00	5,078,945.20
LX230778	8 Jan 2025	Defence Bank Ltd		14 Jan 2026	14 Jan 2026	5.00		Maturity	TD	S&P BBB+	5,000,000.00	5,000,000.00	5,034,931.50



Investment Report Pack
 Central Coast Council
 1 February 2025 to 28 February 2025

Latest Deal Code	Latest Deal Settlement Date	Issuer	ISIN	WAL / Interim Maturity Date	Next Coupon Date	Coupon Rate/Latest Yield	Coupon Frequency	Security Type	Security Rating	Face Value Notional	Current Face Value Notional	Market Value
LC225657	28 Nov 2024	Rabobank Australia Ltd		28 Jan 2026	28 Jan 2026	5.10	Maturity	TD	S&P A+	5,000,000.00	5,000,000.00	5,064,273.95
LX234188	13 Feb 2025	Bank of China Limited, Sydney Branch		18 Feb 2026	18 Feb 2026	4.77	Maturity	TD	Moody's A1	5,000,000.00	5,000,000.00	5,009,801.35
LC217990	11 Sep 2024	Rabobank Australia Ltd		18 Feb 2026	11 Sep 2025	4.85	Annual	TD	S&P A+	5,000,000.00	5,000,000.00	5,112,945.20
LC188379	11 Dec 2023	Members Banking Group Limited t/as RACQ Bank	AU3FN0075453	24 Feb 2026	26 May 2025	5.63	Quarterly	FRN	Moody's Baa1	6,500,000.00	6,500,000.00	6,542,055.00
LC112608	20 Sep 2021	Suncorp Bank (Norfina Ltd) - Subsidiary of ANZ	AU3FN0058343	24 Feb 2026	26 May 2025	4.58	Quarterly	FRN	S&P AA-	5,000,000.00	5,000,000.00	5,004,250.00
LX234189	13 Feb 2025	Bank of China Limited, Sydney Branch		25 Feb 2026	25 Feb 2026	4.77	Maturity	TD	Moody's A1	5,000,000.00	5,000,000.00	5,009,801.35
LC103543	11 Mar 2021	UBS Australia Ltd	AU3FN0058608	26 Feb 2026	26 May 2025	4.62	Quarterly	FRN	Moody's Aa3	18,800,000.00	18,800,000.00	18,808,460.00
LC103141	4 Mar 2021	Newcastle Greater Mutual Group Ltd	AU3FN0058699	4 Mar 2026	4 Mar 2025	5.05	Quarterly	FRN	S&P BBB+	1,000,000.00	1,000,000.00	1,011,450.00
LC164300	17 Mar 2023	Auswide Bank Limited	AU3FN0076352	17 Mar 2026	17 Mar 2025	5.97	Quarterly	FRN	Moody's Baa2	4,500,000.00	4,500,000.00	4,571,460.00
LC105450	22 Apr 2021	Credit Union Australia Ltd t/as Great Southern Bank	AU3FN0059721	22 Apr 2026	22 Apr 2025	5.01	Quarterly	FRN	Moody's Baa1	11,000,000.00	11,000,000.00	11,054,340.00
LC109088	9 Jul 2021	Bank of Queensland Ltd	AU3FN0060406	6 May 2026	6 May 2025	4.84	Quarterly	FRN	S&P A-	5,000,000.00	5,000,000.00	5,016,550.00
LC225658	28 Nov 2024	Rabobank Australia Ltd		20 May 2026	20 May 2026	5.10	Maturity	TD	S&P A+	5,000,000.00	5,000,000.00	5,064,273.95
LC169762	16 Jun 2023	QPCU LTD t/a QBANK	AU3FN0078895	16 Jun 2026	17 Mar 2025	6.16	Quarterly	FRN	S&P BBB-	4,500,000.00	4,500,000.00	4,606,380.00
LC137828	1 Apr 2022	Teachers Mutual Bank Ltd	AU3FN0061016	16 Jun 2026	17 Mar 2025	5.14	Quarterly	FRN	Moody's Baa1	1,700,000.00	1,700,000.00	1,717,119.00
LC109586	23 Jul 2021	Bendigo & Adelaide Bank Ltd	AU3FN0061081	18 Jun 2026	18 Mar 2025	5.12	Quarterly	FRN	S&P A-	15,300,000.00	15,300,000.00	15,470,442.00
LX109029	8 Jul 2021	Bank of Queensland Ltd		8 Jul 2026	8 Apr 2025	4.96	Quarterly	FRD	Moody's A3	5,000,000.00	5,000,000.00	5,034,638.80
LX109587	22 Jul 2021	Bank of Queensland Ltd		22 Jul 2026	22 Apr 2025	4.91	Quarterly	FRD	Moody's A3	3,000,000.00	3,000,000.00	3,014,940.60
LC234191	13 Feb 2025	Rabobank Australia Ltd		5 Aug 2026	13 Feb 2026	4.78	Annual	TD	S&P A+	5,000,000.00	5,000,000.00	5,009,821.90
LC234192	13 Feb 2025	Rabobank Australia Ltd		19 Aug 2026	13 Feb 2026	4.73	Annual	TD	S&P A+	5,000,000.00	5,000,000.00	5,009,719.20
LC112610	20 Sep 2021	National Australia Bank Ltd	AU3FN0062659	24 Aug 2026	26 May 2025	4.54	Quarterly	FRN	S&P AA-	7,000,000.00	7,000,000.00	7,000,630.00
LC113804	15 Oct 2021	Suncorp Bank (Norfina Ltd) - Subsidiary of ANZ	AU3FN0062964	15 Sep 2026	17 Mar 2025	4.94	Quarterly	FRN	S&P AA-	12,900,000.00	12,900,000.00	13,029,258.00
LC180295	18 Sep 2023	QPCU LTD t/a QBANK	AU3FN0081295	18 Sep 2026	18 Mar 2025	6.12	Quarterly	FRN	S&P BBB-	9,500,000.00	9,500,000.00	9,730,565.00
LC180163	20 Sep 2023	Illawarra Credit Union Ltd	AU3FN0081287	21 Sep 2026	21 Mar 2025	6.15	Quarterly	FRN	S&P BBB-	9,000,000.00	9,000,000.00	9,103,140.00
LC190930	23 Jan 2024	Credit Union Australia Ltd t/as Great Southern Bank	AU3FN0084299	23 Oct 2026	23 Apr 2025	5.93	Quarterly	FRN	Moody's Baa1	2,500,000.00	2,500,000.00	2,546,925.00
LC116445	17 Dec 2021	Bank of Queensland Ltd	AU3FN0063764	27 Oct 2026	28 Apr 2025	5.09	Quarterly	FRN	S&P A-	22,000,000.00	22,000,000.00	22,146,520.00
LX185851	17 Nov 2023	Police Bank Ltd	AU3FN0083028	17 Nov 2026	19 May 2025	5.72	Quarterly	FRN	S&P BBB+	5,000,000.00	5,000,000.00	5,053,500.00
LC187340	1 Dec 2023	QPCU LTD t/a QBANK	AU3FN0083549	1 Dec 2026	3 Mar 2025	6.09	Quarterly	FRN	S&P BBB-	10,000,000.00	10,000,000.00	10,276,300.00
LC111486	26 Aug 2021	Northern Territory Treasury Corporation		15 Dec 2026	15 Jun 2025	1.40	Semi Annual	Fixed	Moody's Aa3	5,000,000.00	5,000,000.00	5,014,400.00
LC116992	14 Jan 2022	Commonwealth Bank of Australia Ltd	AU3FN0065579	14 Jan 2027	14 Apr 2025	5.04	Quarterly	FRN	S&P AA-	6,500,000.00	6,500,000.00	6,565,390.00
LC117127	25 Jan 2022	Suncorp Bank (Norfina Ltd) - Subsidiary of ANZ	AU3FN0065694	25 Jan 2027	28 Apr 2025	5.07	Quarterly	FRN	S&P AA-	13,000,000.00	13,000,000.00	13,099,710.00
LC117174	25 Jan 2022	Westpac Banking Corporation Ltd	AU3FN0065702	25 Jan 2027	28 Apr 2025	4.99	Quarterly	FRN	S&P AA-	16,000,000.00	16,000,000.00	16,127,520.00
LC209063	17 Jun 2024	Bank of Queensland Ltd	AU3CB0296168	27 Jan 2027	27 Jul 2025	4.70	Semi Annual	Fixed	S&P A-	5,000,000.00	5,000,000.00	5,030,050.00



Investment Report Pack
 Central Coast Council
 1 February 2025 to 28 February 2025

Latest Deal Code	Latest Deal Settlement Date	Issuer	ISIN	WAL / Interim Maturity Date	Next Coupon Date	Coupon Rate	Latest Yield	Coupon Frequency	Security Type	Security Rating	Face Value Notional	Current Face Value Notional	Market Value
LX232795	30 Jan 2025	Australian Military Bank Limited		3 Feb 2027	3 Feb 2027	4.85		Maturity	TD	Moody's Baa1	5,000,000.00	5,000,000.00	5,019,267.10
LC181165	29 Sep 2023	Credit Union Australia Ltd t/as Great Southern Bank	AU3FN0074787	9 Feb 2027	9 May 2025	5.85		Quarterly	FRN	Moody's Baa1	12,500,000.00	12,500,000.00	12,725,000.00
LX232796	30 Jan 2025	Australian Military Bank Limited		10 Feb 2027	10 Feb 2027	4.85		Maturity	TD	Moody's Baa1	5,000,000.00	5,000,000.00	5,019,267.10
LX190938	19 Jan 2024	Newcastle Greater Mutual Group Ltd	AU3FN0066221	10 Feb 2027	12 May 2025	5.20		Quarterly	FRN	S&P BBB+	13,100,000.00	13,100,000.00	13,147,553.00
LC169102	2 Jun 2023	Bank Australia Limited	AU3FN0075461	22 Feb 2027	22 May 2025	5.68		Quarterly	FRN	S&P BBB+	9,250,000.00	9,250,000.00	9,357,670.00
LC229251	16 Dec 2024	Auswide Bank Limited	AU3FN0086104	22 Mar 2027	24 Mar 2025	6.05		Quarterly	FRN	Moody's Baa2	2,750,000.00	2,750,000.00	2,800,160.00
LC213714	6 Aug 2024	Teachers Mutual Bank Ltd	AU3FN0089132	21 Jun 2027	21 Mar 2025	5.75		Quarterly	FRN	Moody's Baa1	10,000,000.00	10,000,000.00	10,207,600.00
LC229257	16 Dec 2024	AMP Bank Ltd	AU3FN0091674	13 Sep 2027	13 Mar 2025	5.73		Quarterly	FRN	S&P BBB+	24,000,000.00	24,000,000.00	24,389,520.00
LC234197	17 Feb 2025	Credit Union Australia Ltd t/as Great Southern Bank	AU3FN0093076	1 Nov 2027	1 May 2025	5.26		Quarterly	FRN	Moody's Baa1	5,000,000.00	5,000,000.00	5,032,700.00
LC229250	16 Dec 2024	Police Bank Ltd	AU3FN0093423	8 Nov 2027	8 May 2025	5.35		Quarterly	FRN	S&P BBB+	2,000,000.00	2,000,000.00	2,007,580.00
LC207926	3 Jun 2024	Bank Australia Limited	AU3FN0085031	21 Feb 2028	21 May 2025	5.84		Quarterly	FRN	S&P BBB+	10,000,000.00	10,000,000.00	10,175,600.00
LC167397	9 May 2023	Bank of Queensland Ltd	AU3FN0077798	9 May 2028	9 May 2025	5.40		Quarterly	COVERED FLO	S&P AAA	5,000,000.00	5,000,000.00	5,076,150.00
LC179277	6 Sep 2023	UBS Australia Ltd	AU3FN0077970	12 May 2028	12 May 2025	5.75		Quarterly	FRN	S&P A+	7,600,000.00	7,600,000.00	7,802,844.00
LC142120	15 Nov 2018	NSW Treasury Corporation	AU3SG0001878	15 Nov 2028	15 May 2025	3.00		Semi Annual	Fixed	Moody's Aaa	15,000,000.00	15,000,000.00	14,604,450.00
LC234194	13 Feb 2025	Rabobank Australia Ltd		14 Feb 2029	13 Feb 2026	5.04		Annual	TD	S&P A+	5,000,000.00	5,000,000.00	5,010,356.15
LC230779	8 Jan 2025	Rabobank Australia Ltd		9 Jan 2030	8 Jan 2026	5.03		Annual	TD	S&P A+	5,000,000.00	5,000,000.00	5,035,141.10
LC234195	17 Feb 2025	Newcastle Greater Mutual Group Ltd	AU3FN0094827	21 Jan 2030	22 Apr 2025	5.58		Quarterly	FRN	S&P BBB+	10,000,000.00	10,000,000.00	10,143,500.00
LC234196	13 Feb 2025	Rabobank Australia Ltd		13 Feb 2030	13 Feb 2026	5.15		Annual	TD	S&P A+	5,000,000.00	5,000,000.00	5,010,582.20
											779,108,057.82	779,108,057.82	789,669,722.32
Total											779,108,057.82	779,108,057.82	789,669,722.32

Coupon Rate is the full coupon rate at the next coupon date if that next coupon exists.



2. Interest and Distribution Income Received For 1 February 2025 to 28 February 2025

Security ISIN	Security	Issuer	Income Expense Code	Settlement Date	Face Value (Basis of Interest Calculation)	Consideration Notional	Income Type	Trading Book
	AMP At Call	AMP Bank Ltd	IEI409693	1 Feb 2025		28.08	Bank Interest	Central Coast Council
	CBA At Call	Commonwealth Bank of Australia Ltd	IEI409696	1 Feb 2025		12,606.32	Bank Interest	Central Coast Council
	ING 5.12 05 Feb 2025 188DAY TD	ING Bank Australia Limited	IEI373232	5 Feb 2025	10,000,000.00	263,715.07	Security Coupon Interest	Central Coast Council
AU3FN0073037	Auswide 1.5 07 Nov 2025 FRN	Auswide Bank Limited	IEI409804	7 Feb 2025	9,750,000.00	145,363.15	Security Coupon Interest	Central Coast Council
AU3FN0060406	BOQ 0.63 06 May 2026 FRN	Bank of Queensland Ltd	IEI409760	7 Feb 2025	5,000,000.00	63,682.90	Security Coupon Interest	Central Coast Council
AU3FN0074787	CUA 1.65 09 Feb 2027 FRN	Credit Union Australia Ltd t/as Great Southern Bank	IEI410003	10 Feb 2025	12,500,000.00	188,952.77	Security Coupon Interest	Central Coast Council
AU3FN0066221	NPBS 1 10 Feb 2027 FRN	Newcastle Greater Mutual Group Ltd	IEI410002	10 Feb 2025	13,100,000.00	176,793.33	Security Coupon Interest	Central Coast Council
AU3FN0093423	PCU 1.15 08 Nov 2027 FRN	Police Bank Ltd	IEI410005	10 Feb 2025	2,000,000.00	28,685.19	Security Coupon Interest	Central Coast Council
AU3FN0077798	BOQ 1.2 09 May 2028 COVEREDFLO	Bank of Queensland Ltd	IEI410004	11 Feb 2025	5,000,000.00	69,971.52	Security Coupon Interest	Central Coast Council
AU3CB0270387	MACQ 1.7 12 Feb 2025 Fixed	Macquarie Bank Ltd	IEI410741	12 Feb 2025	25,000,000.00	212,500.00	Security Coupon Interest	Central Coast Council
AU3FN0077970	UBS Aust 1.55 12 May 2028 FRN	UBS Australia Ltd	IEI410742	13 Feb 2025	7,600,000.00	114,295.25	Security Coupon Interest	Central Coast Council
AU3FN0066320	Auswide 0.75 14 Feb 2025 FRN	Auswide Bank Limited	IEI411086	14 Feb 2025	5,000,000.00	65,248.16	Security Coupon Interest	Central Coast Council
AU3FN0083028	PCU 1.55 17 Nov 2026 FRN	Police Bank Ltd	IEI411988	17 Feb 2025	5,000,000.00	74,499.08	Security Coupon Interest	Central Coast Council
AU3FN0069175	Qld Police 1.35 19 May 2025 FRN	QPCU LTD t/a QBANK	IEI412354	17 Feb 2025	5,000,000.00	72,005.93	Security Coupon Interest	Central Coast Council
AU3FN0085031	BAL 1.7 21 Feb 2028 FRN	Bank Australia Limited	IEI413370	21 Feb 2025	10,000,000.00	154,325.59	Security Coupon Interest	Central Coast Council
AU3FN0075461	BAL 1.55 22 Feb 2027 FRN	Bank Australia Limited	IEI413620	24 Feb 2025	9,250,000.00	142,285.93	Security Coupon Interest	Central Coast Council
AU3FN0062659	NAB 0.41 24 Aug 2026 FRN	National Australia Bank Ltd	IEI413618	24 Feb 2025	7,000,000.00	84,207.91	Security Coupon Interest	Central Coast Council
AU3FN0075453	RACB 1.5 24 Feb 2026 FRN	Members Banking Group Limited t/as RACQ Bank	IEI413619	24 Feb 2025	6,500,000.00	95,857.03	Security Coupon Interest	Central Coast Council
AU3FN0058343	SunBank 0.45 24 Feb 2026 FRN	Suncorp Bank (Norfina Ltd) - Subsidiary of ANZ	IEI413617	24 Feb 2025	5,000,000.00	60,647.14	Security Coupon Interest	Central Coast Council
	NAB 5.15 26 Feb 2025 258DAY TD	National Australia Bank Ltd	IEI364015	26 Feb 2025	5,000,000.00	182,013.70	Security Coupon Interest	Central Coast Council
AU3FN0058608	UBS Aust 0.5 26 Feb 2026 FRN	UBS Australia Ltd	IEI414108	26 Feb 2025	18,800,000.00	233,041.09	Security Coupon Interest	Central Coast Council
						2,440,725.14		



3. Acquisitions, Disposals and Maturities Between 1 February 2025 and 28 February 2025

Security	Issuer	Security ISIN	Deal Code	Acquisition/ Disposal	Transaction Date	Settlement Date	Face Value Original	Face Value Current	Bond Factor	Capital Price	Accrued Interest Price	Gross Price	Consideration Notional
AMP At Call	AMP Bank Ltd		LC233416	Acquisition	1 Feb 2025	1 Feb 2025	28.08	28.08	1.00000000	100.000	0.000	100.000	28.08
CBA At Call	Commonwealth Bank of Australia Ltd		LC233417	Acquisition	1 Feb 2025	1 Feb 2025	12,606.32	12,606.32	1.00000000	100.000	0.000	100.000	12,606.32
CBA At Call	Commonwealth Bank of Australia Ltd		LC233418	Acquisition	1 Feb 2025	1 Feb 2025	3,300,000.00	3,300,000.00	1.00000000	100.000	0.000	100.000	3,300,000.00
NPBS 1.25 21 Jan 2030 FRN	Newcastle Greater Mutual Group Ltd	AU3FN0094827	LC232798	Acquisition	30 Jan 2025	3 Feb 2025	5,000,000.00	5,000,000.00	1.00000000	100.540	0.199	100.739	5,036,850.00
ING 5.12 05 Feb 2025 188DAY TD	ING Bank Australia Limited		LX213682	Maturity	5 Feb 2025		10,000,000.00	10,000,000.00	1.00000000	100.000	0.000	100.000	(10,000,000.00)
MACQ 1.7 12 Feb 2025 Fixed	Macquarie Bank Ltd	AU3CB0270387	LC100354	Maturity	12 Feb 2025		25,000,000.00	25,000,000.00	1.00000000	100.000	0.000	100.000	(25,000,000.00)
RABO 4.78 05 Aug 2026 538DAY TD	Rabobank Australia Ltd		LC234191	Acquisition	13 Feb 2025	13 Feb 2025	5,000,000.00	5,000,000.00	1.00000000	100.000	0.000	100.000	5,000,000.00
RABO 4.73 19 Aug 2026 552DAY TD	Rabobank Australia Ltd		LC234192	Acquisition	13 Feb 2025	13 Feb 2025	5,000,000.00	5,000,000.00	1.00000000	100.000	0.000	100.000	5,000,000.00
RABO 5.04 14 Feb 2029 1462DAY TD	Rabobank Australia Ltd		LC234194	Acquisition	13 Feb 2025	13 Feb 2025	5,000,000.00	5,000,000.00	1.00000000	100.000	0.000	100.000	5,000,000.00
RABO 5.15 13 Feb 2030 1826DAY TD	Rabobank Australia Ltd		LC234196	Acquisition	13 Feb 2025	13 Feb 2025	5,000,000.00	5,000,000.00	1.00000000	100.000	0.000	100.000	5,000,000.00
BOCSYD 4.77 18 Feb 2026 370DAY TD	Bank of China Limited, Sydney Branch		LX234188	Acquisition	13 Feb 2025	13 Feb 2025	5,000,000.00	5,000,000.00	1.00000000	100.000	0.000	100.000	5,000,000.00
BOCSYD 4.77 25 Feb 2026 377DAY TD	Bank of China Limited, Sydney Branch		LX234189	Acquisition	13 Feb 2025	13 Feb 2025	5,000,000.00	5,000,000.00	1.00000000	100.000	0.000	100.000	5,000,000.00
Auswide 0.75 14 Feb 2025 FRN	Auswide Bank Limited	AU3FN0066320	LC133971	Maturity	14 Feb 2025		5,000,000.00	5,000,000.00	1.00000000	100.000	0.000	100.000	(5,000,000.00)
NPBS 1.25 21 Jan 2030 FRN	Newcastle Greater Mutual Group Ltd	AU3FN0094827	LC234195	Acquisition	13 Feb 2025	17 Feb 2025	5,000,000.00	5,000,000.00	1.00000000	100.757	0.413	101.170	5,058,500.00
CUA 1.03 01 Nov 2027 FRN	Credit Union Australia Ltd t/as Great Southern Bank	AU3FN0093076	LC234197	Acquisition	13 Feb 2025	17 Feb 2025	5,000,000.00	5,000,000.00	1.00000000	100.430	0.202	100.632	5,031,800.00
NAB 5.15 26 Feb 2025 258DAY TD	National Australia Bank Ltd		LX209069	Maturity	26 Feb 2025		5,000,000.00	5,000,000.00	1.00000000	100.000	0.000	100.000	(5,000,000.00)
													3,439,784.40

Notes

1. The maturity of 'MBS' type securities are excluded from the above list
2. At maturity, securities are assumed to be priced at capital price = 100, accrued interest = 0
3. To avoid misleading maturity data, the reporting period should start immediately after a month end and the reporting period should be kept small (e.g. 1 month).



4. Interest Income Accrued As At 28 February 2025

Latest Deal Code	Security	WAL / Interim Maturity Date	Issue Date	Prior Coupon Date	Next Coupon Date	Accrual Period (Days)	Coupon Rate	Franking Credit Rate	Coupon Frequency	Face Value Notional	Current Face Value Notional	Latest Purchase Consideration	Market Value	Accrued Interest
LC233416	AMP At Call	1 Mar 2025	31 Oct 2020	2 Feb 2023		757	3.8000		Nil	6,509.84	6,509.84	28.08	6,509.84	513.05
LC233418	CBA At Call	1 Mar 2025	31 Oct 2020	30 Sep 2023		517	4.1000		Nil	8,321,547.98	8,321,547.98	3,300,000.00	8,321,547.98	483,265.35
LX207967	JUDO 5.25 05 Mar 2025 279DAY TD	5 Mar 2025	30 May 2024		5 Mar 2025	274	5.2500		Maturity	5,000,000.00	5,000,000.00	5,000,000.00	5,197,054.80	197,054.79
LX213685	ING 5.11 12 Mar 2025 223DAY TD	12 Mar 2025	1 Aug 2024		12 Mar 2025	211	5.1100		Maturity	5,000,000.00	5,000,000.00	5,000,000.00	5,147,700.00	147,700.00
LC136560	Auswide 0.9 17 Mar 2025 FRN	17 Mar 2025	17 Mar 2022	17 Dec 2024	17 Mar 2025	73	5.3656		Quarterly	5,000,000.00	5,000,000.00	5,000,000.00	5,054,500.00	53,656.00
LC141827	NSWTC 1.25 20 Mar 2025 Fixed	20 Mar 2025	21 Nov 2019	20 Sep 2024	20 Mar 2025	161	1.2500		Semi Annual	2,000,000.00	2,000,000.00	2,004,760.00	2,008,020.00	11,027.40
LX217991	P&NB 5.06 26 Mar 2025 196DAY TD	26 Mar 2025	11 Sep 2024		26 Mar 2025	170	5.0600		Maturity	5,000,000.00	5,000,000.00	5,000,000.00	5,117,835.60	117,835.62
LC218029	BBA 4.95 03 Apr 2025 204DAY TD	3 Apr 2025	11 Sep 2024		3 Apr 2025	170	4.9500		Maturity	10,000,000.00	10,000,000.00	10,000,000.00	10,230,547.90	230,547.95
LX217993	Westpac 4.95 09 Apr 2025 210DAY TD	9 Apr 2025	11 Sep 2024		9 Apr 2025	170	4.9500		Maturity	5,000,000.00	5,000,000.00	5,000,000.00	5,115,273.95	115,273.97
LX207966	MMB 5.3 16 Apr 2025 321DAY TD	16 Apr 2025	30 May 2024		16 Apr 2025	274	5.3000		Maturity	5,000,000.00	5,000,000.00	5,000,000.00	5,198,931.50	198,931.51
LX217995	Westpac 4.95 23 Apr 2025 224DAY TD	23 Apr 2025	11 Sep 2024		23 Apr 2025	170	4.9500		Maturity	5,000,000.00	5,000,000.00	5,000,000.00	5,115,273.95	115,273.97
LX207930	NAB 5.25 30 Apr 2025 335DAY TD	30 Apr 2025	30 May 2024		30 Apr 2025	274	5.2500		Maturity	5,000,000.00	5,000,000.00	5,000,000.00	5,197,054.80	197,054.79
LC210137	RABO 5.32 07 May 2025 315DAY TD	7 May 2025	26 Jun 2024		7 May 2025	247	5.3200		Maturity	5,000,000.00	5,000,000.00	5,000,000.00	5,180,005.50	180,005.48
LC220907	RABO 5.08 14 May 2025 209DAY TD	14 May 2025	17 Oct 2024		14 May 2025	134	5.0800		Maturity	5,000,000.00	5,000,000.00	5,000,000.00	5,093,249.30	93,249.32
LC143209	Qld Police 1.35 19 May 2025 FRN	19 May 2025	17 May 2022	17 Feb 2025	19 May 2025	11	5.5240		Quarterly	5,000,000.00	5,000,000.00	5,000,000.00	5,015,750.00	8,323.84
LX207925	P&NB 5.35 30 May 2025 365DAY TD	30 May 2025	30 May 2024		30 May 2025	274	5.3500		Maturity	5,000,000.00	5,000,000.00	5,000,000.00	5,200,808.20	200,808.22
LX209073	CACU 5.4 04 Jun 2025 356DAY TD	4 Jun 2025	13 Jun 2024		4 Jun 2025	260	5.4000		Maturity	5,000,000.00	5,000,000.00	5,000,000.00	5,192,328.75	192,328.77
LC145373	Auswide 1.3 10 Jun 2025 FRN	10 Jun 2025	10 Jun 2022	10 Dec 2024	10 Mar 2025	80	5.7443		Quarterly	5,000,000.00	5,000,000.00	5,000,000.00	5,068,200.00	62,951.23
LC218001	RABO 5.16 16 Jun 2025 278DAY TD	16 Jun 2025	11 Sep 2024		16 Jun 2025	170	5.0000		Maturity	5,000,000.00	5,000,000.00	5,000,000.00	5,116,438.35	116,438.36
LC107738	MYS 0.65 16 Jun 2025 FRN	16 Jun 2025	16 Jun 2021	16 Dec 2024	17 Mar 2025	74	5.1099		Quarterly	9,500,000.00	9,500,000.00	9,500,000.00	9,595,760.00	98,418.07
LC96637	BOQ 1.53 16 Jun 2025 1826DAY TD	16 Jun 2025	16 Jun 2020	16 Jun 2024	16 Jun 2025	257	1.5300		Annual	10,000,000.00	10,000,000.00	10,000,000.00	10,107,728.80	107,728.77
LX229254	BOQ 5.15 19 Jun 2025 189DAY TD	19 Jun 2025	12 Dec 2024		19 Jun 2025	78	5.1500		Maturity	7,500,000.00	7,500,000.00	7,500,000.00	7,582,541.10	82,541.10
LC209232	P&NB 5.35 25 Jun 2025 376DAY TD	25 Jun 2025	14 Jun 2024		14 Jun 2025	259	5.3500		Semi Annual	5,000,000.00	5,000,000.00	5,000,000.00	5,189,815.05	189,815.07
LX213689	NAB 5.2 02 Jul 2025 335DAY TD	2 Jul 2025	1 Aug 2024		2 Jul 2025	211	5.2000		Maturity	5,000,000.00	5,000,000.00	5,000,000.00	5,150,301.35	150,301.37
LC210140	RABO 5.32 09 Jul 2025 378DAY TD	9 Jul 2025	26 Jun 2024		9 Jul 2025	247	5.3200		Maturity	5,000,000.00	5,000,000.00	5,000,000.00	5,180,005.50	180,005.48
LX229255	BOQ 5.11 10 Jul 2025 210DAY TD	10 Jul 2025	12 Dec 2024		10 Jul 2025	78	5.1100		Maturity	7,500,000.00	7,500,000.00	7,500,000.00	7,581,900.00	81,900.00
LC217987	RABO 5.15 Jul 2025 307DAY TD	15 Jul 2025	11 Sep 2024		15 Jul 2025	170	5.0000		Maturity	5,000,000.00	5,000,000.00	5,000,000.00	5,116,438.35	116,438.36
LC230773	AMP 5.1 16 Jul 2025 189DAY TD	16 Jul 2025	8 Jan 2025		16 Jul 2025	51	5.1000		Maturity	5,000,000.00	5,000,000.00	5,000,000.00	5,035,630.15	35,630.14
LX209090	G&C MB 5.35 16 Jul 2025 398DAY TD	16 Jul 2025	13 Jun 2024		16 Jul 2025	260	5.3500		Maturity	5,000,000.00	5,000,000.00	5,000,000.00	5,190,547.95	190,547.95
LX229258	CUA 5.16 17 Jul 2025 217DAY TD	17 Jul 2025	12 Dec 2024		17 Jul 2025	78	5.1600		Maturity	5,000,000.00	5,000,000.00	5,000,000.00	5,055,134.25	55,134.25
LX213692	NAB 5.2 23 Jul 2025 356DAY TD	23 Jul 2025	1 Aug 2024		23 Jul 2025	211	5.2000		Maturity	5,000,000.00	5,000,000.00	5,000,000.00	5,150,301.35	150,301.37
LX229259	CUA 5.16 24 Jul 2025 224DAY TD	24 Jul 2025	12 Dec 2024		24 Jul 2025	78	5.1600		Maturity	5,000,000.00	5,000,000.00	5,000,000.00	5,055,134.25	55,134.25
LC100329	UBS Aust 1.2 30 Jul 2025 Fixed	30 Jul 2025	30 Jul 2020	30 Jan 2025	30 Jul 2025	29	1.2000		Semi Annual	4,000,000.00	4,000,000.00	4,120,240.00	3,951,120.00	3,813.70



Investment Report Pack
Central Coast Council
1 February 2025 to 28 February 2025

Latest Deal Code	Security	WAL / Interim Maturity Date	Issue Date	Prior Coupon Date	Next Coupon Date	Accrual Period (Days)	Coupon Rate	Franking Credit Rate	Coupon Frequency	Face Value Notional	Current Face Value Notional	Latest Purchase Consideration	Market Value	Accrued Interest
LC104737	UBS Aust 0.87 30 Jul 2025 FRN	30 Jul 2025	30 Jul 2020	30 Jan 2025	30 Apr 2025	29	5.1253		Quarterly	10,000,000.00	10,000,000.00	5,083,750.00	10,062,100.00	40,721.56
LC210145	RABO 5.32 06 Aug 2025 406DAY TD	6 Aug 2025	26 Jun 2024		6 Aug 2025	247	5.3200		Maturity	5,000,000.00	5,000,000.00	5,000,000.00	5,180,005.50	180,005.48
LC223234	BBA 5.15 13 Aug 2025 279DAY TD	13 Aug 2025	7 Nov 2024		13 Aug 2025	113	5.1500		Maturity	5,000,000.00	5,000,000.00	5,000,000.00	5,079,719.20	79,719.18
LX209091	G&C MB 5.35 20 Aug 2025 433DAY TD	20 Aug 2025	13 Jun 2024		20 Aug 2025	260	5.3500		Maturity	5,000,000.00	5,000,000.00	5,000,000.00	5,190,547.95	190,547.95
LC223235	BBA 5.15 27 Aug 2025 293DAY TD	27 Aug 2025	7 Nov 2024		27 Aug 2025	113	5.1500		Maturity	5,000,000.00	5,000,000.00	5,000,000.00	5,079,719.20	79,719.18
LX225649	DFB 5.09 03 Sep 2025 279DAY TD	3 Sep 2025	28 Nov 2024		3 Sep 2025	92	5.0900		Maturity	5,000,000.00	5,000,000.00	5,000,000.00	5,064,147.95	64,147.95
LC218018	ING 4.95 10 Sep 2025 364DAY TD	10 Sep 2025	11 Sep 2024		10 Sep 2025	170	4.9500		Maturity	5,000,000.00	5,000,000.00	5,000,000.00	5,115,273.95	115,273.97
LX209092	G&C MB 5.35 17 Sep 2025 461DAY TD	17 Sep 2025	13 Jun 2024		17 Sep 2025	260	5.3500		Maturity	5,000,000.00	5,000,000.00	5,000,000.00	5,190,547.95	190,547.95
LC190925	JUDO 6.4 26 Sep 2025 Fixed	26 Sep 2025	26 Sep 2022	26 Sep 2024	26 Mar 2025	155	6.4000		Semi Annual	8,630,000.00	8,630,000.00	3,705,830.70	8,892,093.10	234,546.85
LC230775	AMP 5.05 01 Oct 2025 266DAY TD	1 Oct 2025	8 Jan 2025		1 Oct 2025	51	5.0500		Maturity	5,000,000.00	5,000,000.00	5,000,000.00	5,035,280.80	35,280.82
LX230777	Auswide 5 08 Oct 2025 273DAY TD	8 Oct 2025	8 Jan 2025		8 Oct 2025	51	5.0000		Maturity	5,000,000.00	5,000,000.00	5,000,000.00	5,034,931.50	34,931.51
LX220905	ING 5.03 08 Oct 2025 356DAY TD	8 Oct 2025	17 Oct 2024		8 Oct 2025	134	5.0300		Maturity	5,000,000.00	5,000,000.00	5,000,000.00	5,092,331.50	92,331.51
LC155063	MYS 1.3 13 Oct 2025 FRN	13 Oct 2025	13 Oct 2022	13 Jan 2025	14 Apr 2025	46	5.6397		Quarterly	10,000,000.00	10,000,000.00	10,000,000.00	10,102,000.00	71,075.67
LX220906	ING 5.03 22 Oct 2025 370DAY TD	22 Oct 2025	17 Oct 2024		22 Oct 2025	134	5.0300		Maturity	5,000,000.00	5,000,000.00	5,000,000.00	5,092,331.50	92,331.51
LC181158	TMB 1.5 28 Oct 2025 FRN	28 Oct 2025	28 Oct 2022	28 Jan 2025	28 Apr 2025	31	5.7903		Quarterly	2,000,000.00	2,000,000.00	2,033,180.00	2,022,020.00	9,835.58
LC188385	Auswide 1.5 07 Nov 2025 FRN	7 Nov 2025	7 Nov 2022	7 Feb 2025	7 May 2025	21	5.7100		Quarterly	9,750,000.00	9,750,000.00	2,518,275.00	9,810,352.50	32,030.75
LC223313	ING 5.1 12 Nov 2025 370DAY TD	12 Nov 2025	7 Nov 2024		7 Nov 2025	113	5.1000		Semi Annual	5,000,000.00	5,000,000.00	5,000,000.00	5,078,945.20	78,945.21
LC208078	BVIC 5.25 19 Nov 2025 538DAY TD	19 Nov 2025	30 May 2024		19 Nov 2025	274	5.2500		Maturity	5,000,000.00	5,000,000.00	5,000,000.00	5,197,054.80	197,054.79
LC223315	ING 5.1 26 Nov 2025 384DAY TD	26 Nov 2025	7 Nov 2024		7 Nov 2025	113	5.1000		Semi Annual	5,000,000.00	5,000,000.00	5,000,000.00	5,078,945.20	78,945.21
LC157929	CUA 1.58 01 Dec 2025 FRN	1 Dec 2025	1 Dec 2022	2 Dec 2024	3 Mar 2025	88	6.0160		Quarterly	3,500,000.00	3,500,000.00	3,500,000.00	3,575,215.00	50,765.15
LC112609	BENAU 0.52 02 Dec 2025 FRN	2 Dec 2025	2 Dec 2020	2 Dec 2024	3 Mar 2025	88	4.9560		Quarterly	35,500,000.00	35,500,000.00	4,512,240.00	35,935,585.00	424,179.29
LC157906	Qld Police 1.75 06 Dec 2025 FRN	6 Dec 2025	6 Dec 2022	6 Dec 2024	6 Mar 2025	84	6.1760		Quarterly	10,000,000.00	10,000,000.00	10,000,000.00	10,215,900.00	142,132.60
LX105597	MACQ 0.48 09 Dec 2025 FRN	9 Dec 2025	9 Dec 2020	9 Dec 2024	10 Mar 2025	81	4.9197		Quarterly	20,000,000.00	20,000,000.00	9,979,100.00	20,227,600.00	218,353.81
LX229252	Auswide 5.1 11 Dec 2025 364DAY TD	11 Dec 2025	12 Dec 2024		11 Dec 2025	78	5.1000		Maturity	5,000,000.00	5,000,000.00	5,000,000.00	5,054,493.15	54,493.15
LX225654	ING 5.11 19 Dec 2025 386DAY TD	19 Dec 2025	28 Nov 2024		19 Dec 2025	92	5.1100		Maturity	5,000,000.00	5,000,000.00	5,000,000.00	5,064,400.00	64,400.00
LC223316	ING 5.1 19 Dec 2025 407DAY TD	19 Dec 2025	7 Nov 2024		7 Nov 2025	113	5.1000		Semi Annual	5,000,000.00	5,000,000.00	5,000,000.00	5,078,945.20	78,945.21
LX225655	ING 5.11 24 Dec 2025 391DAY TD	24 Dec 2025	28 Nov 2024		24 Dec 2025	92	5.1100		Maturity	5,000,000.00	5,000,000.00	5,000,000.00	5,064,400.00	64,400.00
LC223317	ING 5.1 07 Jan 2026 426DAY TD	7 Jan 2026	7 Nov 2024		7 Nov 2025	113	5.1000		Semi Annual	5,000,000.00	5,000,000.00	5,000,000.00	5,078,945.20	78,945.21
LX230778	DFB 5 14 Jan 2026 371DAY TD	14 Jan 2026	8 Jan 2025		14 Jan 2026	51	5.0000		Maturity	5,000,000.00	5,000,000.00	5,000,000.00	5,034,931.50	34,931.51
LC225657	RABO 5.1 28 Jan 2026 426DAY TD	28 Jan 2026	28 Nov 2024		28 Jan 2026	92	5.1000		Maturity	5,000,000.00	5,000,000.00	5,000,000.00	5,064,273.95	64,273.97
LX234188	BOCSYD 4.77 18 Feb 2026 370DAY TD	18 Feb 2026	13 Feb 2025		18 Feb 2026	15	4.7700		Maturity	5,000,000.00	5,000,000.00	5,000,000.00	5,009,801.35	9,801.37
LC217990	RABO 4.85 18 Feb 2026 525DAY TD	18 Feb 2026	11 Sep 2024		11 Sep 2025	170	4.8500		Annual	5,000,000.00	5,000,000.00	5,000,000.00	5,112,945.20	112,945.21
LC188379	RACB 1.5 24 Feb 2026 FRN	24 Feb 2026	24 Feb 2023	24 Feb 2025	26 May 2025	4	5.6287		Quarterly	6,500,000.00	6,500,000.00	2,758,855.00	6,542,055.00	4,009.48
LC112608	SunBank 0.45 24 Feb 2026 FRN	24 Feb 2026	24 Feb 2021	24 Feb 2025	26 May 2025	4	4.5787		Quarterly	5,000,000.00	5,000,000.00	5,010,350.00	5,004,250.00	2,508.88



Investment Report Pack
Central Coast Council
1 February 2025 to 28 February 2025

Latest Deal Code	Security	WAL / Interim Maturity Date	Issue Date	Prior Coupon Date	Next Coupon Date	Accrual Period (Days)	Coupon Rate	Franking Credit Rate	Coupon Frequency	Face Value Notional	Current Face Value Notional	Latest Purchase Consideration	Market Value	Accrued Interest
LX234189	BOCSYD 4.77 25 Feb 2026 377DAY TD	25 Feb 2026	13 Feb 2025		25 Feb 2026	15	4.7700		Maturity	5,000,000.00	5,000,000.00	5,000,000.00	5,009,801.35	9,801.37
LC103543	UBS Aust 0.5 26 Feb 2026 FRN	26 Feb 2026	26 Feb 2021	26 Feb 2025	26 May 2025	2	4.6172		Quarterly	18,800,000.00	18,800,000.00	12,013,800.00	18,808,460.00	4,756.35
LC103141	NPBS 0.63 04 Mar 2026 FRN	4 Mar 2026	4 Mar 2021	4 Dec 2024	4 Mar 2025	86	5.0527		Quarterly	1,000,000.00	1,000,000.00	1,002,420.00	1,011,450.00	11,904.99
LC164300	Auswide 1.5 17 Mar 2026 FRN	17 Mar 2026	17 Mar 2023	17 Dec 2024	17 Mar 2025	73	5.9656		Quarterly	4,500,000.00	4,500,000.00	4,500,000.00	4,571,460.00	53,690.40
LC105450	CUA 0.68 22 Apr 2026 FRN	22 Apr 2026	22 Apr 2021	22 Jan 2025	22 Apr 2025	37	5.0129		Quarterly	11,000,000.00	11,000,000.00	11,000,000.00	11,054,340.00	55,897.27
LC109088	BOQ 0.63 06 May 2026 FRN	6 May 2026	6 May 2021	6 Feb 2025	6 May 2025	22	4.8400		Quarterly	5,000,000.00	5,000,000.00	5,026,950.00	5,016,550.00	14,586.30
LC225658	RABO 5.1 20 May 2026 538DAY TD	20 May 2026	28 Nov 2024		20 May 2026	92	5.1000		Maturity	5,000,000.00	5,000,000.00	5,000,000.00	5,064,273.95	64,273.97
LC169762	Qld Police 1.7 16 Jun 2026 FRN	16 Jun 2026	16 Jun 2023	16 Dec 2024	17 Mar 2025	74	6.1599		Quarterly	4,500,000.00	4,500,000.00	4,500,000.00	4,606,380.00	56,198.54
LC137828	TMB 0.68 16 Jun 2026 FRN	16 Jun 2026	16 Jun 2021	16 Dec 2024	17 Mar 2025	74	5.1399		Quarterly	1,700,000.00	1,700,000.00	1,674,194.00	1,717,119.00	17,715.05
LC109586	BENAU 0.65 18 Jun 2026 FRN	18 Jun 2026	18 Jun 2021	18 Dec 2024	18 Mar 2025	72	5.1180		Quarterly	15,300,000.00	15,300,000.00	3,019,110.00	15,470,442.00	154,465.45
LX109029	BOQ 0.58 08 Jul 2026 1826DAY FRD	8 Jul 2026	8 Jul 2021	8 Jan 2025	8 Apr 2025	51	4.9581		Quarterly	5,000,000.00	5,000,000.00	5,000,000.00	5,034,638.80	34,638.78
LX109587	BOQ 0.58 22 Jul 2026 1826DAY FRD	22 Jul 2026	22 Jul 2021	22 Jan 2025	22 Apr 2025	37	4.9129		Quarterly	3,000,000.00	3,000,000.00	3,000,000.00	3,014,940.60	14,940.60
LC234191	RABO 4.78 05 Aug 2026 538DAY TD	5 Aug 2026	13 Feb 2025		13 Feb 2026	15	4.7800		Annual	5,000,000.00	5,000,000.00	5,000,000.00	5,009,821.90	9,821.92
LC234192	RABO 4.73 19 Aug 2026 552DAY TD	19 Aug 2026	13 Feb 2025		13 Feb 2026	15	4.7300		Annual	5,000,000.00	5,000,000.00	5,000,000.00	5,009,719.20	9,719.18
LC112610	NAB 0.41 24 Aug 2026 FRN	24 Aug 2026	24 Aug 2021	24 Feb 2025	26 May 2025	4	4.5387		Quarterly	7,000,000.00	7,000,000.00	7,012,180.00	7,000,630.00	3,481.74
LC113804	SunBank 0.48 15 Sep 2026 FRN	15 Sep 2026	15 Sep 2021	16 Dec 2024	17 Mar 2025	74	4.9399		Quarterly	12,900,000.00	12,900,000.00	9,989,800.00	13,029,258.00	129,195.30
LC180295	Qld Police 1.65 18 Sep 2026 FRN	18 Sep 2026	18 Sep 2023	18 Dec 2024	18 Mar 2025	72	6.1180		Quarterly	9,500,000.00	9,500,000.00	9,500,000.00	9,730,565.00	114,649.64
LC180163	CACU 1.7 21 Sep 2026 FRN	21 Sep 2026	20 Sep 2023	23 Dec 2024	21 Mar 2025	67	6.1513		Quarterly	9,000,000.00	9,000,000.00	9,000,000.00	9,103,140.00	101,622.85
LC190930	CUA 1.6 23 Oct 2026 FRN	23 Oct 2026	23 Jan 2024	23 Jan 2025	23 Apr 2025	36	5.9285		Quarterly	2,500,000.00	2,500,000.00	2,506,975.00	2,546,925.00	14,618.22
LC116445	BOQ 0.8 27 Oct 2026 FRN	27 Oct 2026	27 Oct 2021	28 Jan 2025	28 Apr 2025	31	5.0903		Quarterly	22,000,000.00	22,000,000.00	15,059,400.00	22,146,520.00	95,111.91
LX185851	PCU 1.55 17 Nov 2026 FRN	17 Nov 2026	17 Nov 2023	17 Feb 2025	19 May 2025	11	5.7240		Quarterly	5,000,000.00	5,000,000.00	5,000,000.00	5,053,500.00	8,625.21
LC187340	Qld Police 1.65 01 Dec 2026 FRN	1 Dec 2026	1 Dec 2023	2 Dec 2024	3 Mar 2025	88	6.0860		Quarterly	10,000,000.00	10,000,000.00	10,000,000.00	10,276,300.00	146,730.96
LC111486	NTTC 1.4 15 Dec 2026 - Issued 26 August 2021 - CCC Fixed	15 Dec 2026	26 Aug 2021	15 Dec 2024	15 Jun 2025	75	1.4000		Semi Annual	5,000,000.00	5,000,000.00	5,000,000.00	5,014,400.00	14,383.56
LC116992	CBA 0.7 14 Jan 2027 FRN	14 Jan 2027	14 Jan 2022	14 Jan 2025	14 Apr 2025	45	5.0411		Quarterly	6,500,000.00	6,500,000.00	6,500,000.00	6,565,390.00	40,397.86
LC117127	SunBank 0.78 25 Jan 2027 FRN	25 Jan 2027	25 Jan 2022	28 Jan 2025	28 Apr 2025	31	5.0703		Quarterly	13,000,000.00	13,000,000.00	13,000,000.00	13,099,710.00	55,981.67
LC117174	Westpac 0.7 25 Jan 2027 FRN	25 Jan 2027	25 Jan 2022	28 Jan 2025	28 Apr 2025	31	4.9903		Quarterly	16,000,000.00	16,000,000.00	16,000,000.00	16,127,520.00	67,813.39
LC209063	BOQ 4.7 27 Jan 2027 Fixed	27 Jan 2027	27 Jan 2023	27 Jan 2025	27 Jul 2025	32	4.7000		Semi Annual	5,000,000.00	5,000,000.00	5,039,500.00	5,030,050.00	20,602.74
LX232795	AMB 4.85 03 Feb 2027 734DAY TD	3 Feb 2027	30 Jan 2025		3 Feb 2027	29	4.8500		Maturity	5,000,000.00	5,000,000.00	5,000,000.00	5,019,267.10	19,267.12
LC181165	CUA 1.65 09 Feb 2027 FRN	9 Feb 2027	9 Feb 2023	10 Feb 2025	9 May 2025	18	5.8530		Quarterly	12,500,000.00	12,500,000.00	7,646,550.00	12,725,000.00	36,080.14
LX232796	AMB 4.85 10 Feb 2027 741DAY TD	10 Feb 2027	30 Jan 2025		10 Feb 2027	29	4.8500		Maturity	5,000,000.00	5,000,000.00	5,000,000.00	5,019,267.10	19,267.12
LX190938	NPBS 1 10 Feb 2027 FRN	10 Feb 2027	10 Feb 2022	10 Feb 2025	10 Feb 2025	18	5.2030		Quarterly	13,100,000.00	13,100,000.00	9,991,700.00	13,147,553.00	33,612.81
LC169102	BAL 1.55 22 Feb 2027 FRN	22 Feb 2027	22 Feb 2023	24 Feb 2025	22 May 2025	4	5.6787		Quarterly	9,250,000.00	9,250,000.00	4,287,995.00	9,357,670.00	5,756.49
LC229251	Auswide 1.6 22 Mar 2027 FRN	22 Mar 2027	22 Mar 2024	23 Dec 2024	24 Mar 2025	67	6.0513		Quarterly	2,750,000.00	2,750,000.00	2,775,657.50	2,800,160.00	30,546.63
LC213714	TMB 1.3 21 Jun 2027 FRN	21 Jun 2027	21 Jun 2024	23 Dec 2024	21 Mar 2025	67	5.7513		Quarterly	10,000,000.00	10,000,000.00	10,114,900.00	10,207,600.00	105,571.81



Investment Report Pack
Central Coast Council
1 February 2025 to 28 February 2025

Latest Deal Code	Security	WAL / Interim Maturity Date	Issue Date	Prior Coupon Date	Next Coupon Date	Accrual Period (Days)	Coupon Rate	Franking Credit Rate	Coupon Frequency	Face Value Notional	Current Face Value Notional	Latest Purchase Consideration	Market Value	Accrued Interest
LC229257	AMP 1.27 13 Sep 2027 FRN	13 Sep 2027	13 Sep 2024	13 Dec 2024	13 Mar 2025	77	5.7304		Quarterly	24,000,000.00	24,000,000.00	9,052,290.00	24,389,520.00	290,130.94
LC234197	CUA 1.03 01 Nov 2027 FRN	1 Nov 2027	1 Nov 2024	3 Feb 2025	1 May 2025	25	5.2649		Quarterly	5,000,000.00	5,000,000.00	5,031,800.00	5,032,700.00	18,030.48
LC229250	PCU 1.15 08 Nov 2027 FRN	8 Nov 2027	8 Nov 2024	10 Feb 2025	8 May 2025	18	5.3530		Quarterly	2,000,000.00	2,000,000.00	2,016,420.00	2,007,580.00	5,279.67
LC207926	BAL 1.7 21 Feb 2028 FRN	21 Feb 2028	21 Feb 2024	21 Feb 2025	21 May 2025	7	5.8423		Quarterly	10,000,000.00	10,000,000.00	10,114,700.00	10,175,600.00	11,204.41
LC167397	BOQ 1.2 09 May 2028 COVERDFLO	9 May 2028	9 May 2023	10 Feb 2025	9 May 2025	18	5.4030		Quarterly	5,000,000.00	5,000,000.00	5,022,250.00	5,076,150.00	13,322.47
LC179277	UBS Aust 1.55 12 May 2028 FRN	12 May 2028	12 May 2023	12 Feb 2025	12 May 2025	16	5.7539		Quarterly	7,600,000.00	7,600,000.00	5,090,950.00	7,802,844.00	19,169.16
LC142120	NSWTC 3 15 Nov 2028 Fixed	15 Nov 2028	15 Nov 2018	15 Nov 2024	15 May 2025	105	3.0000		Semi Annual	15,000,000.00	15,000,000.00	14,700,900.00	14,604,450.00	129,452.05
LC234194	RABO 5.04 14 Feb 2029 1462DAY TD	14 Feb 2029	13 Feb 2025		13 Feb 2026	15	5.0400		Annual	5,000,000.00	5,000,000.00	5,000,000.00	5,010,356.15	10,356.16
LC230779	RABO 5.03 09 Jan 2030 1827DAY TD	9 Jan 2030	8 Jan 2025		8 Jan 2026	51	5.0300		Annual	5,000,000.00	5,000,000.00	5,000,000.00	5,035,141.10	35,141.10
LC234195	NPBS 1.25 21 Jan 2030 FRN	21 Jan 2030	21 Jan 2025		22 Apr 2025	38	5.5823		Quarterly	10,000,000.00	10,000,000.00	5,058,500.00	10,143,500.00	58,117.10
LC234196	RABO 5.15 13 Feb 2030 1826DAY TD	13 Feb 2030	13 Feb 2025		13 Feb 2026	15	5.1500		Annual	5,000,000.00	5,000,000.00	5,000,000.00	5,010,582.20	10,582.19
										779,108,057.82	779,108,057.82		789,669,722.32	9,699,540.04

Notes:

1. Coupon Rate is the full coupon rate at the next coupon date if that next coupon exists.
2. Accrued Interest is calculated as Current Face Value x Coupon Rate (Adjusted by Franking Credit Rate) x (Days Since Prior Coupon or Issue Date / 365).
3. The accrued interest component of the Market Value does not consider the franking credit rate and is instead based upon market prices.
4. Immaterial differences in Accrued Interest and the accrued interest portion of Market Value may arise because Market Value is calculated using a rounded "price per 100" value.



5. Portfolio Valuation As At 28 February 2025

Security	Security Rating	ISIN	Face Value Original	Face Value Current	FI Cap Price/ Unit Price/ Share Price	Unit Count/ Share Count	Accrued Interest Price	Market Value	% Total Value	Running Yield	Weighted Running Yield
At Call Deposit											
AMP At Call	S&P BBB		6,509.84	6,509.84	100.000		0.000	6,509.84	0.00%	3.80%	
CBA At Call	S&P AA-		8,321,547.98	8,321,547.98	100.000		0.000	8,321,547.98	1.05%	4.10%	
			8,328,057.82	8,328,057.82				8,328,057.82	1.05%		4.10%
Covered Floating Bond											
BOQ 1.2 09 May 2028 COVEREDFLO	S&P AAA	AU3FN0077798	5,000,000.00	5,000,000.00	101.257		0.266	5,076,150.00	0.64%	5.38%	
			5,000,000.00	5,000,000.00				5,076,150.00	0.64%		5.38%
Fixed Rate Bond											
BOQ 4.7 27 Jan 2027 Fixed	S&P A-	AU3CB0296168	5,000,000.00	5,000,000.00	100.186		0.415	5,030,050.00	0.64%	4.75%	
JUDO 6.4 26 Sep 2025 Fixed	S&P BBB	AU3CB0292480	8,630,000.00	8,630,000.00	100.297		2.740	8,892,093.10	1.13%	6.36%	
NTTC 1.4 15 Dec 2026 - Issued 26 August 2021 - CCC Fixed	Moody's Aa3		5,000,000.00	5,000,000.00	100.000		0.288	5,014,400.00	0.63%	1.40%	
NSWTC 1.25 20 Mar 2025 Fixed	S&P AA+	AU3SG0002025	2,000,000.00	2,000,000.00	99.845		0.556	2,008,020.00	0.25%	1.25%	
NSWTC 3 15 Nov 2028 Fixed	Moody's Aaa	AU3SG0001878	15,000,000.00	15,000,000.00	96.493		0.870	14,604,450.00	1.85%	3.06%	
UBS Aust 1.2 30 Jul 2025 Fixed	Moody's Aa3	AU3CB0273407	4,000,000.00	4,000,000.00	98.682		0.096	3,951,120.00	0.50%	1.17%	
			39,630,000.00	39,630,000.00				39,500,133.10	5.00%		3.50%
Floating Rate Deposit											
BOQ 0.58 08 Jul 2026 1826DAY FRD	S&P A-		5,000,000.00	5,000,000.00	100.000		0.693	5,034,638.80	0.64%	4.96%	
BOQ 0.58 22 Jul 2026 1826DAY FRD	S&P A-		3,000,000.00	3,000,000.00	100.000		0.498	3,014,940.60	0.38%	4.91%	
			8,000,000.00	8,000,000.00				8,049,579.40	1.02%		4.94%
Floating Rate Note											
AMP 1.27 13 Sep 2027 FRN	S&P BBB+	AU3FN0091674	24,000,000.00	24,000,000.00	100.414		1.209	24,389,520.00	3.09%	5.70%	
Auswide 0.9 17 Mar 2025 FRN	Moody's Baa2	AU3FN0067393	5,000,000.00	5,000,000.00	100.017		1.073	5,054,500.00	0.64%	5.37%	
Auswide 1.3 10 Jun 2025 FRN	Moody's Baa2	AU3FN0069555	5,000,000.00	5,000,000.00	100.105		1.259	5,068,200.00	0.64%	5.74%	
Auswide 1.5 07 Nov 2025 FRN	Moody's Baa2	AU3FN0073037	9,750,000.00	9,750,000.00	100.290		0.329	9,810,352.50	1.24%	5.71%	
Auswide 1.5 17 Mar 2026 FRN	Moody's Baa2	AU3FN0076352	4,500,000.00	4,500,000.00	100.395		1.193	4,571,460.00	0.58%	5.97%	
Auswide 1.6 22 Mar 2027 FRN	Moody's Baa2	AU3FN0086104	2,750,000.00	2,750,000.00	100.713		1.111	2,800,160.00	0.35%	5.99%	
BAL 1.55 22 Feb 2027 FRN	S&P BBB+	AU3FN0075461	9,250,000.00	9,250,000.00	101.102		0.062	9,357,670.00	1.19%	5.64%	
BAL 1.7 21 Feb 2028 FRN	S&P BBB+	AU3FN0085031	10,000,000.00	10,000,000.00	101.644		0.112	10,175,600.00	1.29%	5.79%	
BOQ 0.63 06 May 2026 FRN	S&P A-	AU3FN0060406	5,000,000.00	5,000,000.00	100.039		0.292	5,016,550.00	0.64%	4.82%	
BOQ 0.8 27 Oct 2026 FRN	S&P A-	AU3FN0063764	22,000,000.00	22,000,000.00	100.234		0.432	22,146,520.00	2.80%	5.08%	
BENAU 0.52 02 Dec 2025 FRN	S&P A-	AU3FN0057634	35,500,000.00	35,500,000.00	100.032		1.195	35,935,585.00	4.55%	4.94%	
BENAU 0.65 18 Jun 2026 FRN	S&P A-	AU3FN0061081	15,300,000.00	15,300,000.00	100.104		1.010	15,470,442.00	1.96%	5.10%	
CBA 0.7 14 Jan 2027 FRN	S&P AA-	AU3FN0065579	6,500,000.00	6,500,000.00	100.384		0.622	6,565,390.00	0.83%	5.04%	



Investment Report Pack
Central Coast Council
1 February 2025 to 28 February 2025

Security	Security Rating	ISIN	Face Value Original	Face Value Current	Fl Cap Price/ Unit Price/ Share Price	Unit Count/ Share Count	Accrued Interest Price	Market Value	% Total Value	Running Yield	Weighted Running Yield
CUA 1.58 01 Dec 2025 FRN	Moody's Baa1	AU3FN0073961	3,500,000.00	3,500,000.00	100.699		1.450	3,575,215.00	0.45%	6.02%	
CUA 0.68 22 Apr 2026 FRN	Moody's Baa1	AU3FN0059721	11,000,000.00	11,000,000.00	99.986		0.508	11,054,340.00	1.40%	5.01%	
CUA 1.6 23 Oct 2026 FRN	Moody's Baa1	AU3FN0084299	2,500,000.00	2,500,000.00	101.292		0.585	2,546,925.00	0.32%	5.91%	
CUA 1.65 09 Feb 2027 FRN	Moody's Baa1	AU3FN0074787	12,500,000.00	12,500,000.00	101.511		0.289	12,725,000.00	1.61%	5.79%	
CUA 1.03 01 Nov 2027 FRN	Moody's Baa1	AU3FN0093076	5,000,000.00	5,000,000.00	100.293		0.361	5,032,700.00	0.64%	5.24%	
CACU 1.7 21 Sep 2026 FRN	S&P BBB-	AU3FN0081287	9,000,000.00	9,000,000.00	100.017		1.129	9,103,140.00	1.15%	6.15%	
MACQ 0.48 09 Dec 2025 FRN	S&P A+	AU3FN0057709	20,000,000.00	20,000,000.00	100.046		1.092	20,227,600.00	2.56%	4.93%	
RACB 1.5 24 Feb 2026 FRN	Moody's Baa1	AU3FN0075453	6,500,000.00	6,500,000.00	100.585		0.062	6,542,055.00	0.83%	5.63%	
MYS 0.65 16 Jun 2025 FRN	Moody's Baa2	AU3FN0061024	9,500,000.00	9,500,000.00	99.972		1.036	9,595,760.00	1.22%	5.11%	
MYS 1.3 13 Oct 2025 FRN	Moody's Baa2	AU3FN0072369	10,000,000.00	10,000,000.00	100.309		0.711	10,102,000.00	1.28%	5.64%	
NAB 0.41 24 Aug 2026 FRN	S&P AA-	AU3FN0062659	7,000,000.00	7,000,000.00	99.959		0.050	7,000,630.00	0.89%	4.53%	
NPBS 0.63 04 Mar 2026 FRN	S&P BBB+	AU3FN0058699	1,000,000.00	1,000,000.00	99.955		1.190	1,011,450.00	0.13%	5.04%	
NPBS 1 10 Feb 2027 FRN	S&P BBB+	AU3FN0066221	13,100,000.00	13,100,000.00	100.106		0.257	13,147,553.00	1.66%	5.25%	
NPBS 1.25 21 Jan 2030 FRN	S&P BBB+	AU3FN0094827	10,000,000.00	10,000,000.00	100.854		0.581	10,143,500.00	1.28%	5.55%	
PCU 1.55 17 Nov 2026 FRN	S&P BBB+	AU3FN0083028	5,000,000.00	5,000,000.00	100.897		0.173	5,053,500.00	0.64%	5.72%	
PCU 1.15 08 Nov 2027 FRN	S&P BBB+	AU3FN0093423	2,000,000.00	2,000,000.00	100.115		0.264	2,007,580.00	0.25%	5.34%	
Qld Police 1.35 19 May 2025 FRN	S&P BBB-	AU3FN0069175	5,000,000.00	5,000,000.00	100.149		0.166	5,015,750.00	0.64%	5.52%	
Qld Police 1.75 06 Dec 2025 FRN	S&P BBB-	AU3FN0073979	10,000,000.00	10,000,000.00	100.738		1.421	10,215,900.00	1.29%	6.18%	
Qld Police 1.7 16 Jun 2026 FRN	S&P BBB-	AU3FN0078895	4,500,000.00	4,500,000.00	101.115		1.249	4,606,380.00	0.58%	6.16%	
Qld Police 1.65 18 Sep 2026 FRN	S&P BBB-	AU3FN0081295	9,500,000.00	9,500,000.00	101.220		1.207	9,730,565.00	1.23%	6.12%	
Qld Police 1.65 01 Dec 2026 FRN	S&P BBB-	AU3FN0083549	10,000,000.00	10,000,000.00	101.296		1.467	10,276,300.00	1.30%	6.09%	
SunBank 0.45 24 Feb 2026 FRN	S&P AA-	AU3FN0058343	5,000,000.00	5,000,000.00	100.035		0.050	5,004,250.00	0.63%	4.57%	
SunBank 0.48 15 Sep 2026 FRN	S&P AA-	AU3FN0062964	12,900,000.00	12,900,000.00	100.000		1.002	13,029,258.00	1.65%	4.94%	
SunBank 0.78 25 Jan 2027 FRN	S&P AA-	AU3FN0065694	13,000,000.00	13,000,000.00	100.336		0.431	13,099,710.00	1.66%	5.07%	
TMB 1.5 28 Oct 2025 FRN	Moody's Baa1	AU3FN0072740	2,000,000.00	2,000,000.00	100.609		0.492	2,022,020.00	0.26%	5.75%	
TMB 0.68 16 Jun 2026 FRN	Moody's Baa1	AU3FN0061016	1,700,000.00	1,700,000.00	99.965		1.042	1,717,119.00	0.22%	5.22%	
TMB 1.3 21 Jun 2027 FRN	Moody's Baa1	AU3FN0089132	10,000,000.00	10,000,000.00	101.020		1.056	10,207,600.00	1.29%	5.73%	
UBS Aust 0.87 30 Jul 2025 FRN	S&P A+	AU3FN0055307	10,000,000.00	10,000,000.00	100.214		0.407	10,062,100.00	1.27%	5.03%	
UBS Aust 0.5 26 Feb 2026 FRN	Moody's Aa3	AU3FN0058608	18,800,000.00	18,800,000.00	100.020		0.025	18,808,460.00	2.38%	4.61%	
UBS Aust 1.55 12 May 2028 FRN	S&P A+	AU3FN0077970	7,600,000.00	7,600,000.00	102.417		0.252	7,802,844.00	0.99%	5.69%	
Westpac 0.7 25 Jan 2027 FRN	S&P AA-	AU3FN0065702	16,000,000.00	16,000,000.00	100.373		0.424	16,127,520.00	2.04%	4.99%	
			418,150,000.00	418,150,000.00				422,956,673.50	53.56%		5.35%
Term Deposit											
AMP 5.1 16 Jul 2025 189DAY TD	Moody's ST P-2		5,000,000.00	5,000,000.00	100.000		0.713	5,035,630.15	0.64%	5.10%	
AMP 5.05 01 Oct 2025 266DAY TD	Moody's ST P-2		5,000,000.00	5,000,000.00	100.000		0.706	5,035,280.80	0.64%	5.05%	
AMB 4.85 03 Feb 2027 734DAY TD	Moody's Baa1		5,000,000.00	5,000,000.00	100.000		0.385	5,019,267.10	0.64%	4.85%	



Investment Report Pack
Central Coast Council
1 February 2025 to 28 February 2025

Security	Security Rating	ISIN	Face Value Original	Face Value Current	FI Cap Price/ Unit Price/ Share Price	Unit Count/ Share Count	Accrued Interest Price	Market Value	% Total Value	Running Yield	Weighted Running Yield
AMB 4.85 10 Feb 2027 741DAY TD	Moody's Baa1		5,000,000.00	5,000,000.00	100.000		0.385	5,019,267.10	0.64%	4.85%	
Auswide 5 08 Oct 2025 273DAY TD	Moody's ST P-2		5,000,000.00	5,000,000.00	100.000		0.699	5,034,931.50	0.64%	5.00%	
Auswide 5.1 11 Dec 2025 364DAY TD	Moody's ST P-2		5,000,000.00	5,000,000.00	100.000		1.090	5,054,493.15	0.64%	5.10%	
BOCSYD 4.77 18 Feb 2026 370DAY TD	Moody's ST P-1		5,000,000.00	5,000,000.00	100.000		0.196	5,009,801.35	0.63%	4.77%	
BOCSYD 4.77 25 Feb 2026 377DAY TD	Moody's ST P-1		5,000,000.00	5,000,000.00	100.000		0.196	5,009,801.35	0.63%	4.77%	
BOQ 1.53 16 Jun 2025 1826DAY TD	S&P ST A2		10,000,000.00	10,000,000.00	100.000		1.077	10,107,728.80	1.28%	1.53%	
BOQ 5.15 19 Jun 2025 189DAY TD	S&P ST A2		7,500,000.00	7,500,000.00	100.000		1.101	7,582,541.10	0.96%	5.15%	
BOQ 5.11 10 Jul 2025 210DAY TD	S&P ST A2		7,500,000.00	7,500,000.00	100.000		1.092	7,581,900.00	0.96%	5.11%	
BVIC 5.25 19 Nov 2025 538DAY TD	S&P ST A2		5,000,000.00	5,000,000.00	100.000		3.941	5,197,054.80	0.66%	5.25%	
BBA 4.95 03 Apr 2025 204DAY TD	S&P ST A2		10,000,000.00	10,000,000.00	100.000		2.305	10,230,547.90	1.30%	4.95%	
BBA 5.15 13 Aug 2025 279DAY TD	S&P ST A2		5,000,000.00	5,000,000.00	100.000		1.594	5,079,719.20	0.64%	5.15%	
BBA 5.15 27 Aug 2025 293DAY TD	S&P ST A2		5,000,000.00	5,000,000.00	100.000		1.594	5,079,719.20	0.64%	5.15%	
CUA 5.16 17 Jul 2025 217DAY TD	S&P ST A2		5,000,000.00	5,000,000.00	100.000		1.103	5,055,134.25	0.64%	5.16%	
CUA 5.16 24 Jul 2025 224DAY TD	S&P ST A2		5,000,000.00	5,000,000.00	100.000		1.103	5,055,134.25	0.64%	5.16%	
DFB 5.09 03 Sep 2025 279DAY TD	S&P ST A2		5,000,000.00	5,000,000.00	100.000		1.283	5,064,147.95	0.64%	5.09%	
DFB 5.14 Jan 2026 371DAY TD	S&P ST A2		5,000,000.00	5,000,000.00	100.000		0.699	5,034,931.50	0.64%	5.00%	
G&C MB 5.35 16 Jul 2025 398DAY TD	S&P ST A2		5,000,000.00	5,000,000.00	100.000		3.811	5,190,547.95	0.66%	5.35%	
G&C MB 5.35 20 Aug 2025 433DAY TD	S&P ST A2		5,000,000.00	5,000,000.00	100.000		3.811	5,190,547.95	0.66%	5.35%	
G&C MB 5.35 17 Sep 2025 461DAY TD	S&P ST A2		5,000,000.00	5,000,000.00	100.000		3.811	5,190,547.95	0.66%	5.35%	
CACU 5.4 04 Jun 2025 356DAY TD	S&P ST A2		5,000,000.00	5,000,000.00	100.000		3.847	5,192,328.75	0.66%	5.40%	
ING 5.11 12 Mar 2025 223DAY TD	S&P ST A1		5,000,000.00	5,000,000.00	100.000		2.954	5,147,700.00	0.65%	5.11%	
ING 4.95 10 Sep 2025 364DAY TD	S&P ST A1		5,000,000.00	5,000,000.00	100.000		2.305	5,115,273.95	0.65%	4.95%	
ING 5.03 08 Oct 2025 356DAY TD	S&P ST A1		5,000,000.00	5,000,000.00	100.000		1.847	5,092,331.50	0.64%	5.03%	
ING 5.03 22 Oct 2025 370DAY TD	S&P ST A1		5,000,000.00	5,000,000.00	100.000		1.847	5,092,331.50	0.64%	5.03%	
ING 5.1 12 Nov 2025 370DAY TD	S&P ST A1		5,000,000.00	5,000,000.00	100.000		1.579	5,078,945.20	0.64%	5.10%	
ING 5.1 26 Nov 2025 384DAY TD	S&P ST A1		5,000,000.00	5,000,000.00	100.000		1.579	5,078,945.20	0.64%	5.10%	
ING 5.1 19 Dec 2025 407DAY TD	S&P ST A1		5,000,000.00	5,000,000.00	100.000		1.579	5,078,945.20	0.64%	5.10%	
ING 5.11 19 Dec 2025 386DAY TD	S&P ST A1		5,000,000.00	5,000,000.00	100.000		1.288	5,064,400.00	0.64%	5.11%	
ING 5.11 24 Dec 2025 391DAY TD	S&P ST A1		5,000,000.00	5,000,000.00	100.000		1.288	5,064,400.00	0.64%	5.11%	
ING 5.1 07 Jan 2026 426DAY TD	S&P ST A1		5,000,000.00	5,000,000.00	100.000		1.579	5,078,945.20	0.64%	5.10%	
JUDO 5.25 05 Mar 2025 279DAY TD	S&P ST A2		5,000,000.00	5,000,000.00	100.000		3.941	5,197,054.80	0.66%	5.25%	
MMB 5.3 16 Apr 2025 321DAY TD	S&P ST A2		5,000,000.00	5,000,000.00	100.000		3.979	5,198,931.50	0.66%	5.30%	
NAB 5.25 30 Apr 2025 335DAY TD	S&P ST A1+		5,000,000.00	5,000,000.00	100.000		3.941	5,197,054.80	0.66%	5.25%	
NAB 5.2 02 Jul 2025 335DAY TD	S&P ST A1+		5,000,000.00	5,000,000.00	100.000		3.006	5,150,301.35	0.65%	5.20%	
NAB 5.2 23 Jul 2025 356DAY TD	S&P ST A1+		5,000,000.00	5,000,000.00	100.000		3.006	5,150,301.35	0.65%	5.20%	
P&NB 5.06 26 Mar 2025 196DAY TD	S&P ST A2		5,000,000.00	5,000,000.00	100.000		2.357	5,117,835.60	0.65%	5.06%	



Investment Report Pack
Central Coast Council
1 February 2025 to 28 February 2025

Security	Security Rating	ISIN	Face Value Original	Face Value Current	FI Cap Price/ Unit Price/ Share Price	Unit Count/ Share Count	Accrued Interest Price	Market Value	% Total Value	Running Yield	Weighted Running Yield
P&NB 5.35 30 May 2025 365DAY TD	S&P ST A2		5,000,000.00	5,000,000.00	100.000		4.016	5,200,808.20	0.66%	5.35%	
P&NB 5.35 25 Jun 2025 376DAY TD	S&P ST A2		5,000,000.00	5,000,000.00	100.000		3.796	5,189,815.05	0.66%	5.35%	
RABO 5.32 07 May 2025 315DAY TD	S&P ST A1		5,000,000.00	5,000,000.00	100.000		3.600	5,180,005.50	0.66%	5.32%	
RABO 5.08 14 May 2025 209DAY TD	S&P ST A1		5,000,000.00	5,000,000.00	100.000		1.865	5,093,249.30	0.64%	5.08%	
RABO 5.16 Jun 2025 278DAY TD	S&P ST A1		5,000,000.00	5,000,000.00	100.000		2.329	5,116,438.35	0.65%	5.00%	
RABO 5.32 09 Jul 2025 378DAY TD	S&P ST A1		5,000,000.00	5,000,000.00	100.000		3.600	5,180,005.50	0.66%	5.32%	
RABO 5.15 Jul 2025 307DAY TD	S&P ST A1		5,000,000.00	5,000,000.00	100.000		2.329	5,116,438.35	0.65%	5.00%	
RABO 5.32 06 Aug 2025 406DAY TD	S&P ST A1		5,000,000.00	5,000,000.00	100.000		3.600	5,180,005.50	0.66%	5.32%	
RABO 5.1 28 Jan 2026 426DAY TD	S&P ST A1		5,000,000.00	5,000,000.00	100.000		1.285	5,064,273.95	0.64%	5.10%	
RABO 4.85 18 Feb 2026 525DAY TD	S&P ST A1		5,000,000.00	5,000,000.00	100.000		2.259	5,112,945.20	0.65%	4.85%	
RABO 5.1 20 May 2026 538DAY TD	S&P A+		5,000,000.00	5,000,000.00	100.000		1.285	5,064,273.95	0.64%	5.10%	
RABO 4.78 05 Aug 2026 538DAY TD	S&P A+		5,000,000.00	5,000,000.00	100.000		0.196	5,009,821.90	0.63%	4.78%	
RABO 4.73 19 Aug 2026 552DAY TD	S&P A+		5,000,000.00	5,000,000.00	100.000		0.194	5,009,719.20	0.63%	4.73%	
RABO 5.04 14 Feb 2029 1462DAY TD	S&P A+		5,000,000.00	5,000,000.00	100.000		0.207	5,010,356.15	0.63%	5.04%	
RABO 5.03 09 Jan 2030 1827DAY TD	S&P A+		5,000,000.00	5,000,000.00	100.000		0.703	5,035,141.10	0.64%	5.03%	
RABO 5.15 13 Feb 2030 1826DAY TD	S&P A+		5,000,000.00	5,000,000.00	100.000		0.212	5,010,582.20	0.63%	5.15%	
Westpac 4.95 09 Apr 2025 210DAY TD	S&P ST A1+		5,000,000.00	5,000,000.00	100.000		2.305	5,115,273.95	0.65%	4.95%	
Westpac 4.95 23 Apr 2025 224DAY TD	S&P ST A1+		5,000,000.00	5,000,000.00	100.000		2.305	5,115,273.95	0.65%	4.95%	
			300,000,000.00	300,000,000.00				305,759,128.50	38.72%		4.98%
Total Portfolio			779,108,057.82	779,108,057.82				789,669,722.32	100.00%		5.09%



6. Portfolio Valuation By Categories As At 28 February 2025

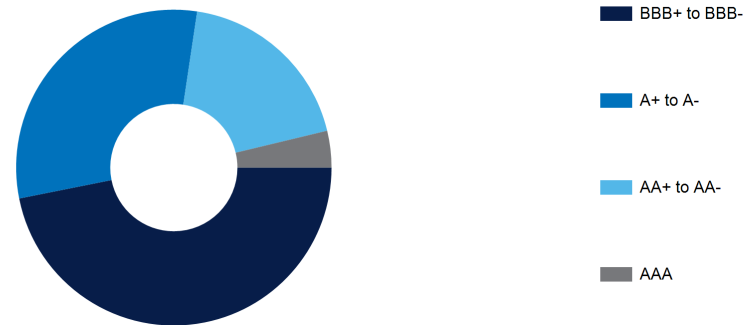
Short Term Issuer/Security Rating Group	Market Value	% Total Value
A2	137,897,312.30	17.46%
A1	101,955,182.10	12.91%
A1+	25,728,205.40	3.26%
Portfolio Total	265,580,699.80	33.63%

Market Value by Security Rating Group (Short Term)



Long Term Issuer/Security Rating Group	Market Value	% Total Value
BBB+ to BBB-	245,596,951.64	31.10%
A+ to A-	159,881,164.90	20.25%
AA+ to AA-	98,930,305.98	12.53%
AAA	19,680,600.00	2.49%
Portfolio Total	524,089,022.52	66.37%

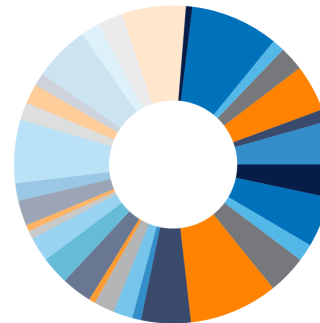
Market Value by Security Rating Group (Long Term)





Issuer	Market Value	% Total Value
AMP Bank Ltd	34,466,940.79	4.36%
Australian Military Bank Limited	10,038,534.20	1.27%
Auswide Bank Limited	37,394,097.15	4.74%
Bank Australia Limited	19,533,270.00	2.47%
Bank of China Limited, Sydney Branch	10,019,602.70	1.27%
Bank of Queensland Ltd	70,591,019.30	8.94%
BankVic	5,197,054.80	0.66%
Bendigo & Adelaide Bank Ltd	51,406,027.00	6.51%
Beyond Bank Australia Ltd	20,389,986.30	2.58%
Commonwealth Bank of Australia Ltd	14,886,937.98	1.89%
Credit Union Australia Ltd t/as Great Southern Bank	45,044,448.50	5.70%
Defence Bank Ltd	10,099,079.45	1.28%
G&C Mutual Bank Limited	15,571,643.85	1.97%
Illawarra Credit Union Ltd	14,295,468.75	1.81%
ING Bank Australia Limited	50,892,217.75	6.44%
Judo Bank	14,089,147.90	1.78%
Macquarie Bank Ltd	20,227,600.00	2.56%
Maitland Mutual Ltd t/as The Mutual Bank	5,198,931.50	0.66%
Members Banking Group Limited t/as RACQ Bank	6,542,055.00	0.83%
MyState Bank Ltd	19,697,760.00	2.49%
National Australia Bank Ltd	22,498,287.50	2.85%
Newcastle Greater Mutual Group Ltd	24,302,503.00	3.08%
Northern Territory Treasury Corporation	5,014,400.00	0.63%
NSW Treasury Corporation	16,612,470.00	2.10%
P&N Bank Ltd	15,508,458.85	1.96%
Police Bank Ltd	7,061,080.00	0.89%
QPCU LTD t/a QBANK	39,844,895.00	5.05%
Rabobank Australia Ltd	71,183,256.15	9.01%
Suncorp Bank (Norfinia Ltd) - Subsidiary of ANZ	31,133,218.00	3.94%
Teachers Mutual Bank Ltd	13,946,739.00	1.77%
UBS Australia Ltd	40,624,524.00	5.14%
Westpac Banking Corporation Ltd	26,358,067.90	3.34%
Portfolio Total	789,669,722.32	100.00%

Market Value by Issuer

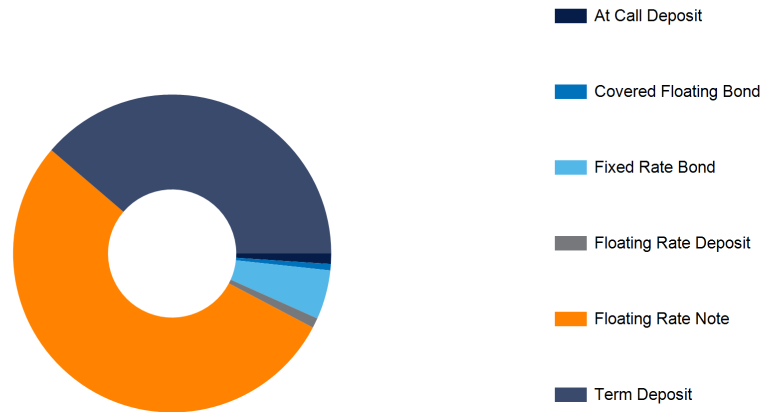


- AMP Bank Ltd
- Australian Military Bank Limited
- Auswide Bank Limited
- Bank Australia Limited
- Bank of China Limited, Sydney Branch
- Bank of Queensland Ltd
- BankVic
- Bendigo & Adelaide Bank Ltd
- Beyond Bank Australia Ltd
- Commonwealth Bank of Australia Ltd
- Credit Union Australia Ltd t/as Great Southern Bank
- Defence Bank Ltd
- G&C Mutual Bank Limited
- Illawarra Credit Union Ltd
- ING Bank Australia Limited
- Judo Bank
- Macquarie Bank Ltd
- Maitland Mutual Ltd t/as The Mutual Bank
- Members Banking Group Limited t/as RACQ Bank
- MyState Bank Ltd
- National Australia Bank Ltd
- Newcastle Greater Mutual Group Ltd
- Northern Territory Treasury Corporation
- NSW Treasury Corporation
- P&N Bank Ltd
- Police Bank Ltd
- QPCU LTD t/a QBANK
- Rabobank Australia Ltd
- Suncorp Bank (Norfinia Ltd) - Subsidiary of ANZ
- Teachers Mutual Bank Ltd
- UBS Australia Ltd
- Westpac Banking Corporation Ltd



Security Type	Market Value	% Total Value
At Call Deposit	8,328,057.82	1.05%
Covered Floating Bond	5,076,150.00	0.64%
Fixed Rate Bond	39,500,133.10	5.00%
Floating Rate Deposit	8,049,579.40	1.02%
Floating Rate Note	422,956,673.50	53.56%
Term Deposit	305,759,128.50	38.72%
Portfolio Total	789,669,722.32	100.00%

Market Value by Security Type





Term Remaining	Market Value	% Total Value
0 to < 1 Year	445,799,738.22	56.45%
1 to < 3 Years	291,186,960.65	36.87%
3 to < 5 Years	52,683,023.45	6.67%
Portfolio Total	789,669,722.32	100.00%

Note: Term Remaining is calculated using a weighted average life date (WAL) where appropriate and available otherwise the interim (initial) maturity date is used.

Market Value by Term Remaining





7. Performance Statistics For Period Ending 28 February 2025

Trading Book		1 Month	3 Month	12 Month	Since Inception
Central Coast Council					
	Portfolio Return (1)	0.41%	1.31%	5.48%	2.64%
	Performance Index (2)	0.34%	1.10%	4.48%	2.34%
	Excess Performance (3)	0.07%	0.21%	1.00%	0.30%

Notes

- 1 Portfolio performance is the rate of return of the portfolio over the specified period
- 2 The Performance Index is the Bloomberg AusBond Bank Bill Index (Bloomberg Page BAUBIL)
- 3 Excess performance is the rate of return of the portfolio in excess of the Performance Index

Trading Book	Weighted Average Running Yield
Central Coast Council	5.09



9. Realised Gains (Losses) - Fixed Interest Dealing For 1 February 2025 to 28 February 2025

No realised gains or losses from fixed interest dealing to report for entered period.



9b. Realised Gains (Losses) - Share Dealing For 1 February 2025 to 28 February 2025

No realised gains or losses from share dealing to report for entered period.



10. Realised Gains (Losses) - Principal Repayments For 1 February 2025 to 28 February 2025

No realised gains or losses from principal repayments to report for entered period.

Total Realised Gains (Losses)

Fixed Interest Dealing	Principal Repayments	Total	Notes (1) The Acquisition Gross Price includes any accrued interest included in the purchase price.
		0.00	



11. Unrealised FI Capital Gains (Losses) As At 28 February 2025

Security	Acquisition Deal	Acquisition Date	Acquisition Yield/ Interest Rate	Acquisition Face Value Original	Balance Face Value Original	Bond Factor Current	Balance Face Value Current	Acquisition Capital Price	Acquisition Capital Consideration	Current Capital Price	CCP For Discount Securities	Current Capital Consideration	Current Capital Consideration Adjusted	Unrealised Capital Gain (Loss)
AMP 1.27 13 Sep 2027 FRN														
	LC218004	11 Sep 2024	1.20000	5,000,000.00	5,000,000.00	1.00000000	5,000,000.00	100.194	5,009,700.00	100.414000	100.414000	5,020,700.00	5,020,700.00	11,000.00
	LC225667	28 Nov 2024	1.060000	10,000,000.00	10,000,000.00	1.00000000	10,000,000.00	100.543	10,054,300.00	100.414000	100.414000	10,041,400.00	10,041,400.00	(12,900.00)
	LC229257	12 Dec 2024	1.060000	9,000,000.00	9,000,000.00	1.00000000	9,000,000.00	100.534	9,048,060.00	100.414000	100.414000	9,037,260.00	9,037,260.00	(10,800.00)
					24,000,000.00		24,000,000.00	100.467	24,112,060.00			24,099,360.00	24,099,360.00	(12,700.00)
Auswide 0.9 17 Mar 2025 FRN														
	LC136560	10 Mar 2022	0.900000	5,000,000.00	5,000,000.00	1.00000000	5,000,000.00	100.000	5,000,000.00	100.017000	100.017000	5,000,850.00	5,000,850.00	850.00
					5,000,000.00		5,000,000.00	100.000	5,000,000.00			5,000,850.00	5,000,850.00	850.00
Auswide 1.3 10 Jun 2025 FRN														
	LC145373	6 Jun 2022	1.300000	5,000,000.00	5,000,000.00	1.00000000	5,000,000.00	100.000	5,000,000.00	100.105000	100.105000	5,005,250.00	5,005,250.00	5,250.00
					5,000,000.00		5,000,000.00	100.000	5,000,000.00			5,005,250.00	5,005,250.00	5,250.00
Auswide 1.5 07 Nov 2025 FRN														
	LC156239	27 Oct 2022	1.500000	7,250,000.00	7,250,000.00	1.00000000	7,250,000.00	100.000	7,250,000.00	100.290000	100.290000	7,271,025.00	7,271,025.00	21,025.00
	LC188385	7 Dec 2023	1.400000	2,500,000.00	2,500,000.00	1.00000000	2,500,000.00	100.184	2,504,600.00	100.290000	100.290000	2,507,250.00	2,507,250.00	2,650.00
					9,750,000.00		9,750,000.00	100.047	9,754,600.00			9,778,275.00	9,778,275.00	23,675.00
Auswide 1.5 17 Mar 2026 FRN														
	LC164300	9 Mar 2023	1.500000	4,500,000.00	4,500,000.00	1.00000000	4,500,000.00	100.000	4,500,000.00	100.395000	100.395000	4,517,775.00	4,517,775.00	17,775.00
					4,500,000.00		4,500,000.00	100.000	4,500,000.00			4,517,775.00	4,517,775.00	17,775.00
Auswide 1.6 22 Mar 2027 FRN														
	LC229251	12 Dec 2024	1.110000	2,750,000.00	2,750,000.00	1.00000000	2,750,000.00	101.049	2,778,847.50	100.713000	100.713000	2,769,607.50	2,769,607.50	(9,240.00)
					2,750,000.00		2,750,000.00	101.049	2,778,847.50			2,769,607.50	2,769,607.50	(9,240.00)
BAL 1.55 22 Feb 2027 FRN														
	LC164137	8 Mar 2023	1.400000	5,000,000.00	5,000,000.00	1.00000000	5,000,000.00	100.512	5,025,600.00	101.102000	101.102000	5,055,100.00	5,055,100.00	29,500.00
	LC169102	31 May 2023	1.330000	4,250,000.00	4,250,000.00	1.00000000	4,250,000.00	100.729	4,280,982.50	101.102000	101.102000	4,296,835.00	4,296,835.00	15,852.50
					9,250,000.00		9,250,000.00	100.612	9,306,582.50			9,351,935.00	9,351,935.00	45,352.50
BAL 1.7 21 Feb 2028 FRN														
	LC207926	30 May 2024	1.420000	10,000,000.00	10,000,000.00	1.00000000	10,000,000.00	100.932	10,093,200.00	101.644000	101.644000	10,164,400.00	10,164,400.00	71,200.00
					10,000,000.00		10,000,000.00	100.932	10,093,200.00			10,164,400.00	10,164,400.00	71,200.00
BENAU 0.52 02 Dec 2025 FRN														
	LC100679	22 Jan 2021	0.430000	10,000,000.00	10,000,000.00	1.00000000	10,000,000.00	100.427	10,042,700.00	100.032000	100.032000	10,003,200.00	10,003,200.00	(39,500.00)
	LC103542	9 Mar 2021	0.470000	10,000,000.00	10,000,000.00	1.00000000	10,000,000.00	100.229	10,022,900.00	100.032000	100.032000	10,003,200.00	10,003,200.00	(19,700.00)
	LC104738	1 Apr 2021	0.480000	10,000,000.00	10,000,000.00	1.00000000	10,000,000.00	100.183	10,018,300.00	100.032000	100.032000	10,003,200.00	10,003,200.00	(15,100.00)
	LC112607	16 Sep 2021	0.460000	1,000,000.00	1,000,000.00	1.00000000	1,000,000.00	100.246	1,002,460.00	100.032000	100.032000	1,000,320.00	1,000,320.00	(2,140.00)



Investment Report Pack
Central Coast Council
1 February 2025 to 28 February 2025

Security	Acquisition Deal	Acquisition Date	Acquisition Yield/ Interest Rate	Acquisition Face Value Original	Balance Face Value Original	Bond Factor Current	Balance Face Value Current	Acquisition Capital Price	Acquisition Capital Consideration	Current Capital Price	CCP For Discount Securities	Current Capital Consideration	Current Capital Consideration Adjusted	Unrealised Capital Gain (Loss)
BENAU 0.52 02 Dec 2025 FRN	LC112609	16 Sep 2021	0.460000	4,500,000.00	4,500,000.00	1.00000000	4,500,000.00	100.246	4,511,070.00	100.032000	100.032000	4,501,440.00	4,501,440.00	(9,630.00)
					35,500,000.00		35,500,000.00	100.274	35,597,430.00			35,511,360.00	35,511,360.00	(86,070.00)
BENAU 0.65 18 Jun 2026 FRN														
	LC108717	30 Jun 2021	0.580000	10,000,000.00	10,000,000.00	1.00000000	10,000,000.00	100.334	10,033,400.00	100.104000	100.104000	10,010,400.00	10,010,400.00	(23,000.00)
	LC109084	7 Jul 2021	0.570000	2,300,000.00	2,300,000.00	1.00000000	2,300,000.00	100.382	2,308,786.00	100.104000	100.104000	2,302,392.00	2,302,392.00	(6,394.00)
	LC109586	21 Jul 2021	0.530000	3,000,000.00	3,000,000.00	1.00000000	3,000,000.00	100.573	3,017,190.00	100.104000	100.104000	3,003,120.00	3,003,120.00	(14,070.00)
					15,300,000.00		15,300,000.00	100.388	15,359,376.00			15,315,912.00	15,315,912.00	(43,464.00)
BOQ 0.63 06 May 2026 FRN														
	LC109088	7 Jul 2021	0.540000	5,000,000.00	5,000,000.00	1.00000000	5,000,000.00	100.422	5,021,100.00	100.039000	100.039000	5,001,950.00	5,001,950.00	(19,150.00)
					5,000,000.00		5,000,000.00	100.422	5,021,100.00			5,001,950.00	5,001,950.00	(19,150.00)
BOQ 0.8 27 Oct 2026 FRN														
	LC115705	25 Nov 2021	0.770000	7,000,000.00	7,000,000.00	1.00000000	7,000,000.00	100.142	7,009,940.00	100.234000	100.234000	7,016,380.00	7,016,380.00	6,440.00
	LC116445	15 Dec 2021	0.740000	15,000,000.00	15,000,000.00	1.00000000	15,000,000.00	100.278	15,041,700.00	100.234000	100.234000	15,035,100.00	15,035,100.00	(6,600.00)
					22,000,000.00		22,000,000.00	100.235	22,051,640.00			22,051,480.00	22,051,480.00	(160.00)
BOQ 1.2 09 May 2028 COVERDFLO														
	LC167397	4 May 2023	1.100000	5,000,000.00	5,000,000.00	1.00000000	5,000,000.00	100.445	5,022,250.00	101.257000	101.257000	5,062,850.00	5,062,850.00	40,600.00
					5,000,000.00		5,000,000.00	100.445	5,022,250.00			5,062,850.00	5,062,850.00	40,600.00
BOQ 4.7 27 Jan 2027 Fixed														
	LC209063	13 Jun 2024	5.130000	5,000,000.00	5,000,000.00	1.00000000	5,000,000.00	98.956	4,947,800.00	100.186000	100.186000	5,009,300.00	5,009,300.00	61,500.00
					5,000,000.00		5,000,000.00	98.956	4,947,800.00			5,009,300.00	5,009,300.00	61,500.00
CACU 1.7 21 Sep 2026 FRN														
	LC180163	7 Sep 2023	1.700000	9,000,000.00	9,000,000.00	1.00000000	9,000,000.00	100.000	9,000,000.00	100.017000	100.017000	9,001,530.00	9,001,530.00	1,530.00
					9,000,000.00		9,000,000.00	100.000	9,000,000.00			9,001,530.00	9,001,530.00	1,530.00
CBA 0.7 14 Jan 2027 FRN														
	LC116992	12 Jan 2022	0.700000	6,500,000.00	6,500,000.00	1.00000000	6,500,000.00	100.000	6,500,000.00	100.384000	100.384000	6,524,960.00	6,524,960.00	24,960.00
					6,500,000.00		6,500,000.00	100.000	6,500,000.00			6,524,960.00	6,524,960.00	24,960.00
CUA 0.68 22 Apr 2026 FRN														
	LC105450	13 Apr 2021	0.680000	11,000,000.00	11,000,000.00	1.00000000	11,000,000.00	100.000	11,000,000.00	99.986000	99.986000	10,998,460.00	10,998,460.00	(1,540.00)
					11,000,000.00		11,000,000.00	100.000	11,000,000.00			10,998,460.00	10,998,460.00	(1,540.00)
CUA 1.03 01 Nov 2027 FRN														
	LC234197	13 Feb 2025	0.860000	5,000,000.00	5,000,000.00	1.00000000	5,000,000.00	100.430	5,021,500.00	100.293000	100.293000	5,014,650.00	5,014,650.00	(6,850.00)
					5,000,000.00		5,000,000.00	100.430	5,021,500.00			5,014,650.00	5,014,650.00	(6,850.00)



Investment Report Pack
Central Coast Council
1 February 2025 to 28 February 2025

Security	Acquisition Deal	Acquisition Date	Acquisition Yield/ Interest Rate	Acquisition Face Value Original	Balance Face Value Original	Bond Factor Current	Balance Face Value Current	Acquisition Capital Price	Acquisition Capital Consideration	Current Capital Price	CCP For Discount Securities	Current Capital Consideration	Current Capital Consideration Adjusted	Unrealised Capital Gain (Loss)
CUA 1.58 01 Dec 2025 FRN														
	LC157929	25 Nov 2022	1.580000	3,500,000.00	3,500,000.00	1.00000000	3,500,000.00	100.000	3,500,000.00	100.699000	100.699000	3,524,465.00	3,524,465.00	24,465.00
					3,500,000.00		3,500,000.00	100.000	3,500,000.00			3,524,465.00	3,524,465.00	24,465.00
CUA 1.6 23 Oct 2026 FRN														
	LC190930	17 Jan 2024	1.490000	2,500,000.00	2,500,000.00	1.00000000	2,500,000.00	100.279	2,506,975.00	101.292000	101.292000	2,532,300.00	2,532,300.00	25,325.00
					2,500,000.00		2,500,000.00	100.279	2,506,975.00			2,532,300.00	2,532,300.00	25,325.00
CUA 1.65 09 Feb 2027 FRN														
	LC179275	4 Sep 2023	1.300000	5,000,000.00	5,000,000.00	1.00000000	5,000,000.00	101.100	5,055,000.00	101.511000	101.511000	5,075,550.00	5,075,550.00	20,550.00
	LC181165	27 Sep 2023	1.280000	7,500,000.00	7,500,000.00	1.00000000	7,500,000.00	101.140	7,585,500.00	101.511000	101.511000	7,613,325.00	7,613,325.00	27,825.00
					12,500,000.00		12,500,000.00	101.124	12,640,500.00			12,688,875.00	12,688,875.00	48,375.00
JUDO 6.4 26 Sep 2025 Fixed														
	LC165395	28 Mar 2023	6.000000	5,000,000.00	5,000,000.00	1.00000000	5,000,000.00	100.911	5,045,550.00	100.297000	100.297000	5,014,850.00	5,014,850.00	(30,700.00)
	LC190925	17 Jan 2024	6.350000	3,630,000.00	3,630,000.00	1.00000000	3,630,000.00	100.067	3,632,432.10	100.297000	100.297000	3,640,781.10	3,640,781.10	8,349.00
					8,630,000.00		8,630,000.00	100.556	8,677,982.10			8,655,631.10	8,655,631.10	(22,351.00)
MACQ 0.48 09 Dec 2025 FRN														
	LC103204	2 Mar 2021	0.470000	10,000,000.00	10,000,000.00	1.00000000	10,000,000.00	100.046	10,004,600.00	100.046000	100.046000	10,004,600.00	10,004,600.00	0.00
	LX105597	15 Apr 2021	0.540000	10,000,000.00	10,000,000.00	1.00000000	10,000,000.00	99.733	9,973,300.00	100.046000	100.046000	10,004,600.00	10,004,600.00	31,300.00
					20,000,000.00		20,000,000.00	99.890	19,977,900.00			20,009,200.00	20,009,200.00	31,300.00
MYS 0.65 16 Jun 2025 FRN														
	LC107738	7 Jun 2021	0.650000	9,500,000.00	9,500,000.00	1.00000000	9,500,000.00	100.000	9,500,000.00	99.972000	99.972000	9,497,340.00	9,497,340.00	(2,660.00)
					9,500,000.00		9,500,000.00	100.000	9,500,000.00			9,497,340.00	9,497,340.00	(2,660.00)
MYS 1.3 13 Oct 2025 FRN														
	LC155063	6 Oct 2022	1.300000	10,000,000.00	10,000,000.00	1.00000000	10,000,000.00	100.000	10,000,000.00	100.309000	100.309000	10,030,900.00	10,030,900.00	30,900.00
					10,000,000.00		10,000,000.00	100.000	10,000,000.00			10,030,900.00	10,030,900.00	30,900.00
NAB 0.41 24 Aug 2026 FRN														
	LC112610	16 Sep 2021	0.380000	7,000,000.00	7,000,000.00	1.00000000	7,000,000.00	100.143	7,010,010.00	99.959000	99.959000	6,997,130.00	6,997,130.00	(12,880.00)
					7,000,000.00		7,000,000.00	100.143	7,010,010.00			6,997,130.00	6,997,130.00	(12,880.00)
NPBS 0.63 04 Mar 2026 FRN														
	LC103141	2 Mar 2021	0.580000	1,000,000.00	1,000,000.00	1.00000000	1,000,000.00	100.242	1,002,420.00	99.955000	99.955000	999,550.00	999,550.00	(2,870.00)
					1,000,000.00		1,000,000.00	100.242	1,002,420.00			999,550.00	999,550.00	(2,870.00)
NPBS 1 10 Feb 2027 FRN														
	LC137829	30 Mar 2022	1.050000	3,100,000.00	3,100,000.00	1.00000000	3,100,000.00	99.781	3,093,211.00	100.106000	100.106000	3,103,286.00	3,103,286.00	10,075.00
	LX190938	17 Jan 2024	1.400300	10,000,000.00	10,000,000.00	1.00000000	10,000,000.00	98.879	9,887,900.00	100.106000	100.106000	10,010,600.00	10,010,600.00	122,700.00
					13,100,000.00		13,100,000.00	99.092	12,981,111.00			13,113,886.00	13,113,886.00	132,775.00



Investment Report Pack
Central Coast Council
1 February 2025 to 28 February 2025

Security	Acquisition Deal	Acquisition Date	Acquisition Yield/ Interest Rate	Acquisition Face Value Original	Balance Face Value Original	Bond Factor Current	Balance Face Value Current	Acquisition Capital Price	Acquisition Capital Consideration	Current Capital Price	CCP For Discount Securities	Current Capital Consideration	Current Capital Consideration Adjusted	Unrealised Capital Gain (Loss)
NPBS 1.25 21 Jan 2030 FRN														
	LC232798	30 Jan 2025	1.130000	5,000,000.00	5,000,000.00	1.00000000	5,000,000.00	100.540	5,027,000.00	100.854000	100.854000	5,042,700.00	5,042,700.00	15,700.00
	LC234195	13 Feb 2025	1.080000	5,000,000.00	5,000,000.00	1.00000000	5,000,000.00	100.757	5,037,850.00	100.854000	100.854000	5,042,700.00	5,042,700.00	4,850.00
					10,000,000.00		10,000,000.00	100.649	10,064,850.00			10,085,400.00	10,085,400.00	20,550.00
NSWTC 1.25 20 Mar 2025 Fixed														
	LC141827	14 Nov 2019	1.245300	2,000,000.00	2,000,000.00	1.00000000	2,000,000.00	100.025	2,000,500.00	99.845000	99.845000	1,996,900.00	1,996,900.00	(3,600.00)
					2,000,000.00		2,000,000.00	100.025	2,000,500.00			1,996,900.00	1,996,900.00	(3,600.00)
NSWTC 3 15 Nov 2028 Fixed														
	LC142120	15 Nov 2018	3.235000	15,000,000.00	15,000,000.00	1.00000000	15,000,000.00	98.006	14,700,900.00	96.493000	96.493000	14,473,950.00	14,473,950.00	(226,950.00)
					15,000,000.00		15,000,000.00	98.006	14,700,900.00			14,473,950.00	14,473,950.00	(226,950.00)
NTTC 1.4 15 Dec 2026 - Issued 26 August 2021 - CCC Fixed														
	LC111486	26 Aug 2021	1.400000	5,000,000.00	5,000,000.00	1.00000000	5,000,000.00	100.000	5,000,000.00	100.000000	100.000000	5,000,000.00	5,000,000.00	0.00
					5,000,000.00		5,000,000.00	100.000	5,000,000.00			5,000,000.00	5,000,000.00	0.00
PCU 1.15 08 Nov 2027 FRN														
	LC229250	12 Dec 2024	1.060200	2,000,000.00	2,000,000.00	1.00000000	2,000,000.00	100.241	2,004,820.00	100.115000	100.115000	2,002,300.00	2,002,300.00	(2,520.00)
					2,000,000.00		2,000,000.00	100.241	2,004,820.00			2,002,300.00	2,002,300.00	(2,520.00)
PCU 1.55 17 Nov 2026 FRN														
	LX185851	14 Nov 2023	1.550000	5,000,000.00	5,000,000.00	1.00000000	5,000,000.00	100.000	5,000,000.00	100.897000	100.897000	5,044,850.00	5,044,850.00	44,850.00
					5,000,000.00		5,000,000.00	100.000	5,000,000.00			5,044,850.00	5,044,850.00	44,850.00
Qld Police 1.35 19 May 2025 FRN														
	LC143209	10 May 2022	1.350000	5,000,000.00	5,000,000.00	1.00000000	5,000,000.00	100.000	5,000,000.00	100.149000	100.149000	5,007,450.00	5,007,450.00	7,450.00
					5,000,000.00		5,000,000.00	100.000	5,000,000.00			5,007,450.00	5,007,450.00	7,450.00
Qld Police 1.65 01 Dec 2026 FRN														
	LC187340	27 Nov 2023	1.650000	10,000,000.00	10,000,000.00	1.00000000	10,000,000.00	100.000	10,000,000.00	101.296000	101.296000	10,129,600.00	10,129,600.00	129,600.00
					10,000,000.00		10,000,000.00	100.000	10,000,000.00			10,129,600.00	10,129,600.00	129,600.00
Qld Police 1.65 18 Sep 2026 FRN														
	LC180295	12 Sep 2023	1.650000	9,500,000.00	9,500,000.00	1.00000000	9,500,000.00	100.000	9,500,000.00	101.220000	101.220000	9,615,900.00	9,615,900.00	115,900.00
					9,500,000.00		9,500,000.00	100.000	9,500,000.00			9,615,900.00	9,615,900.00	115,900.00
Qld Police 1.7 16 Jun 2026 FRN														
	LC169762	8 Jun 2023	1.700000	4,500,000.00	4,500,000.00	1.00000000	4,500,000.00	100.000	4,500,000.00	101.115000	101.115000	4,550,175.00	4,550,175.00	50,175.00
					4,500,000.00		4,500,000.00	100.000	4,500,000.00			4,550,175.00	4,550,175.00	50,175.00
Qld Police 1.75 06 Dec 2025 FRN														
	LC157906	23 Nov 2022	1.750000	10,000,000.00	10,000,000.00	1.00000000	10,000,000.00	100.000	10,000,000.00	100.738000	100.738000	10,073,800.00	10,073,800.00	73,800.00
					10,000,000.00		10,000,000.00	100.000	10,000,000.00			10,073,800.00	10,073,800.00	73,800.00



Investment Report Pack
Central Coast Council
1 February 2025 to 28 February 2025

Security	Acquisition Deal	Acquisition Date	Acquisition Yield/ Interest Rate	Acquisition Face Value Original	Balance Face Value Original	Bond Factor Current	Balance Face Value Current	Acquisition Capital Price	Acquisition Capital Consideration	Current Capital Price	CCP For Discount Securities	Current Capital Consideration	Current Capital Consideration Adjusted	Unrealised Capital Gain (Loss)
RACB 1.5 24 Feb 2026 FRN														
	LC169099	31 May 2023	1.500000	3,750,000.00	3,750,000.00	1.00000000	3,750,000.00	99.988	3,749,550.00	100.585000	100.585000	3,771,937.50	3,771,937.50	22,387.50
	LC188379	7 Dec 2023	1.480000	2,750,000.00	2,750,000.00	1.00000000	2,750,000.00	100.048	2,751,320.00	100.585000	100.585000	2,766,087.50	2,766,087.50	14,767.50
					6,500,000.00		6,500,000.00	100.013	6,500,870.00			6,538,025.00	6,538,025.00	37,155.00
SunBank 0.45 24 Feb 2026 FRN														
	LC112608	16 Sep 2021	0.410000	5,000,000.00	5,000,000.00	1.00000000	5,000,000.00	100.173	5,008,650.00	100.035000	100.035000	5,001,750.00	5,001,750.00	(6,900.00)
					5,000,000.00		5,000,000.00	100.173	5,008,650.00			5,001,750.00	5,001,750.00	(6,900.00)
SunBank 0.48 15 Sep 2026 FRN														
	LC112472	9 Sep 2021	0.406300	2,900,000.00	2,900,000.00	1.00000000	2,900,000.00	100.340	2,909,860.00	100.000000	100.000000	2,900,000.00	2,900,000.00	(9,860.00)
	LC113804	13 Oct 2021	0.510000	10,000,000.00	10,000,000.00	1.00000000	10,000,000.00	99.858	9,985,800.00	100.000000	100.000000	10,000,000.00	10,000,000.00	14,200.00
					12,900,000.00		12,900,000.00	99.966	12,895,660.00			12,900,000.00	12,900,000.00	4,340.00
SunBank 0.78 25 Jan 2027 FRN														
	LC117127	18 Jan 2022	0.780000	13,000,000.00	13,000,000.00	1.00000000	13,000,000.00	100.000	13,000,000.00	100.336000	100.336000	13,043,680.00	13,043,680.00	43,680.00
					13,000,000.00		13,000,000.00	100.000	13,000,000.00			13,043,680.00	13,043,680.00	43,680.00
TMB 0.68 16 Jun 2026 FRN														
	LC137828	30 Mar 2022	1.079900	1,700,000.00	1,700,000.00	1.00000000	1,700,000.00	98.445	1,673,565.00	99.965000	99.965000	1,699,405.00	1,699,405.00	25,840.00
					1,700,000.00		1,700,000.00	98.445	1,673,565.00			1,699,405.00	1,699,405.00	25,840.00
TMB 1.3 21 Jun 2027 FRN														
	LC213714	1 Aug 2024	1.140000	10,000,000.00	10,000,000.00	1.00000000	10,000,000.00	100.430	10,043,000.00	101.020000	101.020000	10,102,000.00	10,102,000.00	59,000.00
					10,000,000.00		10,000,000.00	100.430	10,043,000.00			10,102,000.00	10,102,000.00	59,000.00
TMB 1.5 28 Oct 2025 FRN														
	LC181158	27 Sep 2023	1.170000	2,000,000.00	2,000,000.00	1.00000000	2,000,000.00	100.661	2,013,220.00	100.609000	100.609000	2,012,180.00	2,012,180.00	(1,040.00)
					2,000,000.00		2,000,000.00	100.661	2,013,220.00			2,012,180.00	2,012,180.00	(1,040.00)
UBS Aust 0.5 26 Feb 2026 FRN														
	LC103200	2 Mar 2021	0.480000	6,800,000.00	6,800,000.00	1.00000000	6,800,000.00	100.098	6,806,664.00	100.020000	100.020000	6,801,360.00	6,801,360.00	(5,304.00)
	LC103543	9 Mar 2021	0.480000	12,000,000.00	12,000,000.00	1.00000000	12,000,000.00	100.096	12,011,520.00	100.020000	100.020000	12,002,400.00	12,002,400.00	(9,120.00)
					18,800,000.00		18,800,000.00	100.097	18,818,184.00			18,803,760.00	18,803,760.00	(14,424.00)
UBS Aust 0.87 30 Jul 2025 FRN														
	LC100676	22 Jan 2021	0.403100	5,000,000.00	5,000,000.00	1.00000000	5,000,000.00	102.081	5,104,050.00	100.214000	100.214000	5,010,700.00	5,010,700.00	(93,350.00)
	LC104737	1 Apr 2021	0.510000	5,000,000.00	5,000,000.00	1.00000000	5,000,000.00	101.511	5,075,550.00	100.214000	100.214000	5,010,700.00	5,010,700.00	(64,850.00)
					10,000,000.00		10,000,000.00	101.796	10,179,600.00			10,021,400.00	10,021,400.00	(158,200.00)
UBS Aust 1.2 30 Jul 2025 Fixed														
	LC100329	12 Jan 2021	0.650000	4,000,000.00	4,000,000.00	1.00000000	4,000,000.00	102.458	4,098,320.00	98.682000	98.682000	3,947,280.00	3,947,280.00	(151,040.00)
					4,000,000.00		4,000,000.00	102.458	4,098,320.00			3,947,280.00	3,947,280.00	(151,040.00)



Investment Report Pack
Central Coast Council
1 February 2025 to 28 February 2025

Security	Acquisition Deal	Acquisition Date	Acquisition Yield/ Interest Rate	Acquisition Face Value Original	Balance Face Value Original	Bond Factor Current	Balance Face Value Current	Acquisition Capital Price	Acquisition Capital Consideration	Current Capital Price	CCP For Discount Securities	Current Capital Consideration	Current Capital Consideration Adjusted	Unrealised Capital Gain (Loss)
UBS Aust 1.55 12 May 2028 FRN														
	LC169097	31 May 2023	1.400000	2,600,000.00	2,600,000.00	1.00000000	2,600,000.00	100.635	2,616,510.00	102.417000	102.417000	2,662,842.00	2,662,842.00	46,332.00
	LC179277	4 Sep 2023	1.200000	5,000,000.00	5,000,000.00	1.00000000	5,000,000.00	101.459	5,072,950.00	102.417000	102.417000	5,120,850.00	5,120,850.00	47,900.00
					7,600,000.00		7,600,000.00	101.177	7,689,460.00			7,783,692.00	7,783,692.00	94,232.00
Westpac 0.7 25 Jan 2027 FRN														
	LC117174	19 Jan 2022	0.700000	16,000,000.00	16,000,000.00	1.00000000	16,000,000.00	100.000	16,000,000.00	100.373000	100.373000	16,059,680.00	16,059,680.00	59,680.00
					16,000,000.00		16,000,000.00	100.000	16,000,000.00			16,059,680.00	16,059,680.00	59,680.00
														567,475.50

Note: The summary values for Acquisition Capital Price are the weighted average acquisition capital prices based upon the Balance Face Value Current for each security.



11b. Unrealised Unit/Share Capital Gains (Losses) As At 28 February 2025

No unrealised gains or losses (for unit trusts and shares) to report for entered period.



12. Associated Cash Statement for Settlement Period 1 February 2025 to 28 February 2025 inclusive

No associated cash transactions to report for entered period.



13. Tax Summary For 1 February 2025 to 28 February 2025

Interest Income	2,440,725.14
Realised Gains (Losses) - Fixed Interest Dealing	0.00
Realised Gains (Losses) - Principal Repayments	0.00
Total	2,440,725.14



Investment Report Pack
 Central Coast Council
 1 February 2025 to 28 February 2025

Disclaimer:

Laminar Capital Pty Ltd ABN 33 134 784 740 (AFSL 476686), its officers, employees, agents and associates ("Associates") from time to time hold interests in securities of, or earn brokerage, fees and other benefits from, corporations or investment vehicles referred to in documents provided to clients. All information contained herein is confidential and proprietary to Laminar Capital and, accordingly, this material is not to be reproduced in whole or in part or used for any purpose except as authorised by Laminar Capital. It is to be treated as strictly confidential and not disclosed directly or indirectly to any other person, firm or entity.

Distribution of this information to anyone other than the original recipient and that party's advisers is unauthorised. Any reproduction of these materials, in whole or in part, or the divulgence of any of its contents, without the prior consent of Laminar Capital is prohibited. Any securities recommendation or comments (including an opinion) contained in this document is general advice only and does not take into account your personal objectives, financial situation or needs. Laminar Capital is not acting in a fiduciary capacity. Recommendations or statements of opinion expressed may change without notice. You should not act on a recommendation or statement of opinion without first considering the appropriateness of the general advice to your personal circumstances or consulting your investment advisor to determine whether the recommendation or statement of opinion is appropriate for your investment objectives, financial situation or needs.

Laminar Capital believes that the information contained in this document is accurate when issued. Laminar Capital does not warrant that the information contained herein is accurate, reliable, complete or up-to-date, and, to the fullest extent permitted by law, disclaims all liability of Laminar Capital and its Associates for any loss or damage suffered by any person by reason of the use by that person of, or their reliance on, any information contained in this document or any error or defect in this document, whether arising from the negligence of Laminar Capital or its Associates or otherwise. No action should be taken on the basis of or in reliance on the information, opinions or conclusions contained in this document.

Laminar Capital acts as principal when we buy and sell fixed interest securities in the secondary markets. The yield that we quote to you incorporates any margin that we may receive. The margin is the difference between the price at which we, as principal, buy the security and the price at which we sell the security to you. Laminar Capital may also receive placement fees from Issuers for distributing securities on their behalf.

This document is not, and is not intended to be, an offer or invitation for subscription or sale, or a recommendation, with respect to any securities, nor is it to form the basis of any contract or commitment. This document does not purport to identify the nature of the specific market or other risks associated with these products. Before entering into any transaction in relation to the products, the investor should ensure that it fully understands the terms of the products and the transaction, relevant risk factors, the nature and extent of the investor's risk of loss and the nature of the contractual relationship into which the investor is entering. Prior to investing in these products, an investor should determine, based on its own independent review and such professional advice as it deems appropriate, the economic risks and merits, the legal, tax accounting characteristics and risk, and the consequences of an investment in them. This is not a substantive commentary or analysis by Laminar Capital and has not been prepared as a research product or comments by a research analyst.

LAMINAR CAPITAL PTY LTD
 ACN 134 784 740
 WWW.LAMINARCAPITAL.COM.AU

MELBOURNE OFFICE: LEVEL 5 RIALTO NORTH, 525 COLLINS STREET, MELBOURNE, VIC 3000 T 61 3 9001 6990 F 61 3 9001 6933
 SYDNEY OFFICE: LEVEL 18 ANGEL PLACE, 123 PITT STREET, SYDNEY NSW, 2000 T 61 2 8094 1230
 BRISBANE OFFICE: LEVEL 15 CENTRAL PLAZA 1, 345 QUEEN STREET, BRISBANE QLD, 4000 T 61 7 3123 5370

Report Code: TEPACK020EXT-01.87
 Report Description: Investment Report Pack
 Parameters:
 Trading Entity: Central Coast Council
 Trading Book: Central Coast Council
 Settlement Date Base
 History Start Date: 1 Jan 2000
 Income Expense Status: Authorised
 FI Deal Status: Contract
 Exclude Cash
 Exclude Unallocated Cash
 Exclude Negative Unit Holdings

Due notice is given of this matter in accordance with Council's Code of Meeting Practice.

The report and any relevant attachments will be provided prior to the Ordinary Meeting of 25 March 2025.

Engagement Evaluation and Key Findings report.



Central Coast Council
Community Engagement Strategy Review
Engagement Evaluation and Key Findings report.

Sheree Gover
25 October 2024



Wyong Administration Building: 2 Hely St / PO Box 20 Wyong NSW 2259
P 02 4306 7900 | W centralcoast.nsw.gov.au | ABN 73 149 644 003

Engagement Evaluation and Key Findings report.

1. EXECUTIVE SUMMARY

By delivering effective communication and engagement, Council can make informed decisions and ensure community members and key stakeholders can get involved.

The Community Engagement Strategy outlines this commitment, legislative requirements, and guiding principles for public participation. It also outlines the actions and methods Council will use to provide appropriate and meaningful opportunities for community engagement.

Stage One Consultation

Central Coast Council facilitated stage one consultation on the review of Council's Community Engagement Strategy and Community Participation Plan in 2023-2024.

Objectives of stage one consultation

- To promote and celebrate Council's commitment to delivering meaningful and accessible engagement opportunities.
- To foster discussions on the role of community engagement in building a stronger and more vibrant Central Coast.
- To uphold Council's commitment to ensuring everyone can access the information they need in a format that is right for them.

Stage Two Public Exhibition

From 30 July to 5pm on 30 September 2024, Central Coast Council's draft Community Engagement Strategy, including Community Participation Plan was on public exhibition.

Objectives of public exhibition

- To build positive relationships with the community and stakeholders, enhancing trust in Council's processes and cultivating pride and ownership of the Central Coast.
- To report publicly on how community and stakeholder input has influenced the decision-making process and any changes that have been made.
- To ensure that feedback gathered during stage one consultation was captured accurately.

This report provides an overview of the community engagement campaign which has helped inform the review and development of the Central Coast Council Community Engagement Strategy including Community Participation Plan.

During stage one and stage two consultation, Council carried out a range of engagement activities online and in-person, including pop-ups, staff workshops, targeted phone surveys as well as online surveys (hosted by Your Voice Our Coast).

Both stage one and public exhibition were undertaken at the Consult and Involve scale on the IAP2 Spectrum of Public Participation.

Engagement Evaluation and Key Findings report.

INCREASING LEVEL OF COMMUNITY IMPACT → INCREASE LEVEL OF INVOLVEMENT →						
PURPOSE	INFORM	EDUCATE	CONSULT	INVOLVE	COLLABORATE	EMPOWER
Goal	To provide the community with information to assist their understanding of the issue, problem, opportunities or solutions.	Provide the community with the knowledge and skills to enable them to make an informed decision.	To obtain feedback and information about attitudes, opinions and preferences that assist Council in its decision-making processes.	To work on an ongoing basis with the community to ensure their concerns, ideas and hopes are listened to and understood.	To partner with the community in each aspect of the decision, including the development of alternatives, sharing of resources, and the discovery of the preferred solution.	To place final decision-making in the hands of the stakeholders.

Fig 1.1 – IAP2 Spectrum of Public Participation

Overall, the opportunity to engage was presented to the community on over 20,000 occasions. Approximately 1,900 community members also had the opportunity to engage in person.

Over 2,600 contributions were received across both stages.

Engagement Evaluation and Key Findings report.

2. STAGE ONE CONSULTATION

Stage one consultation involved:

- 16 internal stakeholder meetings
- 1,952 responses to Council’s Wellbeing Survey
- Presentation to Executive Leadership with feedback noted.

The following section provides an overview of each engagement method.

Internal consultation

A series of meetings were conducted with internal stakeholders to understand the challenges and opportunities of engagement at Council, including:

- Strategic Planning
- Development Assessment Services
- Councillor and Democratic Services
- Roads and Drainage
- Water and Sewer
- Environmental Compliance Services
- Community Development
- Governance, Risk and Legal
- Economic Development
- Corporate Planning and Reporting
- Open Space and Recreation
- Libraries and Education
- Community Services and Facilities

Date	Stakeholder	Stakeholder Comment	Council Officer Response
15 June 2023	Engagement Team	Insights into the level of support extend to staff for effective community engagement while also fostering the exchange of ideas and the sharing experiences within the realm of Community Engagement.	Information noted and used to inform the updated community engagement framework.
9 August 2023	>40 Central Coast Council Staff	Understand the perspectives of Council staff regarding their role in executing community engagement initiatives of Central Coast Council.	Training facilitation techniques and upskilled staff on community engagement. This workshop aimed to gather information that will help inform the updated community engagement framework.
4 June 2024	Executive leadership	Present the draft Community Engagement Strategy.	Feedback noted.

Engagement Evaluation and Key Findings report.

External consultation

Council carried out ongoing evaluation to understand satisfaction with engagement activities, such as the Let's Talk placed-based program, and incorporated this into all engagement planning.

Council Central Coast Wellbeing Survey

The Community Wellbeing Survey invited Central Coast residents of all ages and backgrounds to rate how they felt on topics such as community connectiveness and support, their neighbourhood, personal safety, access to services and facilities, health and wellbeing – and generally living, playing or working on the Coast.

The survey comprised of 27 questions, with external engagement consultant Woolcott Research and Engagement conducting telephone interviews using the Computer Assisted Telephone Interviews (CATI). In addition, an online survey was open from 15 April 2024 to 13 May 2024 via Council's community engagement hub Your Voice Our Coast. Advertisements included media releases, social media (Facebook and LinkedIn), the Central Coast Community e-newsletter and radio.

A total of 1,952 responses were received via Your Voice Our Coast (1,300 responses) and telephone (652 responses). [Central Coast Council Wellbeing Survey](#)

Engagement Evaluation and Key Findings report.

3. STAGE TWO PUBLIC EXHIBITION

3.1 Resources

A range of resources were developed to support and promote the public exhibition and consultation of the Draft Community Engagement Strategy:

- Posters and flyers distributed to Council facilities including libraries; leisure centres and at pop-up events including Movie Nights and the Sustainable Future Festival.
- Digital screens across Council’s libraries and facilities/
- Your Voice Our Coast survey page.
- Social media ads and organic posts.



Figure 3.1 Flyer

3.2 Promotion

The following communication tools were used to promote the public exhibition and channel people to provide feedback online via Your Voice Our Coast.

Electronic Mail (email)

The project team leveraged Council newsletter subscriptions to build awareness of the opportunity to engage.

Electronic Mail	Subscribers	Open rate	Date
Coast Connect	14,492	39%	21 August
eNews			
Coast Connect	14,646	18.28%	25 September
eNews			

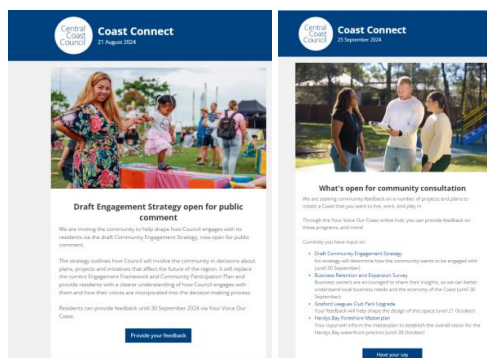


Figure 3.2 Coast Connect email newsletter 21 August 2024 & 25 September 2024

Engagement Evaluation and Key Findings report.

Social Media

An organic and paid campaign was promoted across Council social media channels, including Facebook and Instagram

Paid Campaign	Statistics
Reach	18,870
Frequency	3.19
Link Clicks	1,213
CTR (click through rate)	3.78
Spend Total	\$1,000

Organic campaign coverage	
Council Facebook reach	2,600
Council Instagram	55

Social media insights

Overall, the paid campaign performed well with good CPC, CTR and Engagement rate. Frequency was higher than targeted. The engagement rate surpassed CCC benchmarks (>2) at 3.50%, indicating that the copy and images resonated and were relevant to the target audience.

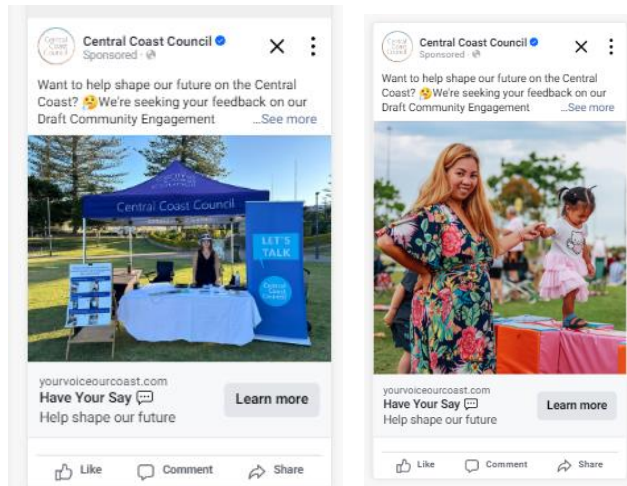


Figure 3.3 Facebook and Instagram paid social media ads

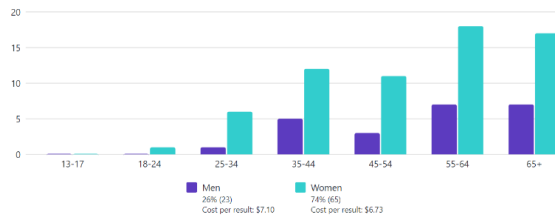


Figure 3.4 Age and Gender distribution for paid social media campaign.

Media

A media release was issued to 140 news outlets on 19 August 2024.

Engagement Evaluation and Key Findings report.

3.3 Online Engagement – Your Voice Our Coast

Throughout public exhibition, the Draft Engagement Strategy was displayed on the home page of Your Voice Our Coast website. During this time, 18,322 sessions were recorded on the home page of the website and 2,549 views of the Draft Engagement Strategy Survey page.

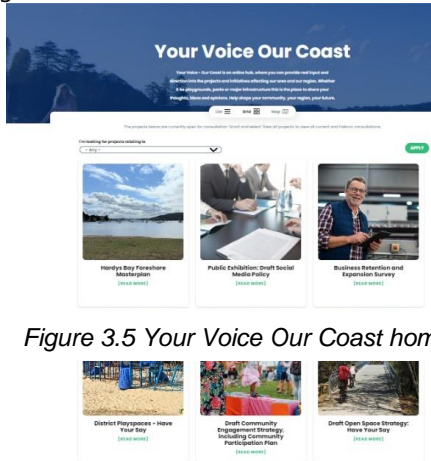


Figure 3.5 Your Voice Our Coast homepage



Figure 3.6 Your Voice Our Coast project

Project Page	Statistics
Views	2,549
Contributions	243

43% of visitors to the project page came through Organic Search, 12-13% from Organic Social, Paid Social and Directly via link and less than 10% via email link or referral from another website.

Live link [Draft Community Engagement Strategy, including Community Participation Plan | Your Voice Our Coast](#)

Engagement Evaluation and Key Findings report.

3.4 In-person engagement

Approximately 1,900 members of the community had the opportunity to interact with Council staff in person during the public exhibition.

Event	Method	Location	Date	Duration	No.
Outdoor Movie Night	Online surveys and voting on best ways to engage.	The Entrance, Memorial Park	Friday 6 September	2.5 hours	300
Outdoor Movie Night	Online surveys and voting on best ways to engage.	Toukley, Village Green	Saturday 7 September	2.5 hours	150
Outdoor Movie Night	Online surveys and voting on best ways to engage.	Gosford, Kibble Park	Friday 13 September	2.5 hours	150
Sustainable Futures Festival	Online surveys and voting on best ways to engage.	Visitor Information Centre, The Entrance	Saturday 14 September	6 hours	500
Outdoor Movie Night	Online surveys and voting on best ways to engage.	Wyong, The Chapman Lawn	Saturday 14 September	2.5 hours	300



Figure 3.7 Council Staff engaging with community at Outdoor Movie Nights

Engagement Evaluation and Key Findings report.

3.5 Phone Survey Engagement

400 members of the community had the opportunity to interact over the phone during public exhibition of the draft strategy.

Date	Method	Profile	Duration	No.
10 September – 20 September	Quantitative Phone Surveys to 400 residents LGA- wide	Targeted 18 – 70+ local residents equally across CCC wards	14 minute phone interviews	400

Engagement Evaluation and Key Findings report.

4. KEY FINDINGS

4.1 Stage One Consultation

Internal consultation

Internal consultation resulted in changing some language in the strategy to be more community centric, formatting was updated to ensure the document could be easily read and additional updates to consistency of language around confidentiality and privacy.

Wellbeing Survey

One question was included in the Wellbeing Survey that focused on Social and Community Engagement.

Opportunities to have a say on local issues

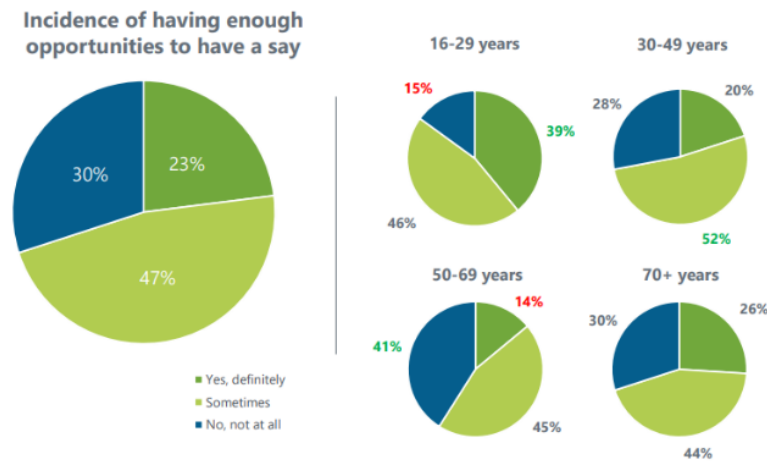


Fig 4.1 Do you feel there are enough opportunities to have a say on local issues that are important to you?

Summary of Stage One Consultation

- 70% of respondents felt they 'had' or 'sometimes had' enough opportunities to have their say on local issues

Engagement Evaluation and Key Findings report.

4.2 Stage Two Consultation

Summary Stage Two Consultation

- As a whole, over 90% of the community believe engagement and an engagement strategy is important.
- More than half of online respondents and just under half of phone research respondents are 'satisfied' or 'somewhat satisfied' with Council communications.
- Awareness and time constraints are cited as the primary barriers to participation.
- Effective engagement needs to be multimodal, a mix of face to face and digital options will need to be provided in order to reach the widest population.
- Messaging needs to be relevant, simple to understand, and provide a clear call to action.
- Council needs to ensure engagement opportunities are accessible to all.
- When it comes to specific topics or issues, Central Coast residents are most interested in hearing from Council about:
 - Roads and footpaths management
 - Long-term planning
 - Recreational facilities, parks/reserves/playgrounds
 - Large scale residential development

Improvements made to the draft Community Engagement Strategy

- Plain English version to be made available to assist accessibility.
- Timing and constraints in participation noted.
- Short and concise surveys to be prioritised.
- Multimodal activities considered for all engagement.
- First Nations Engagement Strategy to be developed.

Improvements made to Engagement Activities

- Preference for place-based engagement activities
- Increase in face-to-face engagement activities
- Increase accessibility options and expansion of diverse voices
- Better promotion of engagement opportunities

Your Voice Our Coast Survey

An online survey was hosted on Your Voice Our Coast from 30 July to 30 September, with 234 responses received during this period.

General Satisfaction of Draft Engagement Strategy

- **General Approval with Reservations:** Many respondents agree that the strategy is comprehensive and covers key areas, but there are concerns about follow-through post Administrator, with some expressing doubt about its implementation in practice.
- **Longevity of Planning:** There is concern about the continuity of community planning efforts, particularly the potential for plans to be scrapped with changes in government, leading to wasted resources. Respondents want assurances for the long-term sustainability of plans.
- **Integration with Broader Strategies:** Positive feedback highlights integration with related initiatives such as the Open Space and Greening Spaces Strategies.

Engagement Evaluation and Key Findings report.

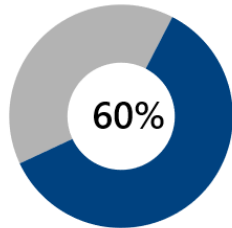
- **Call for Area-Specific Planning**: Some suggest that planning processes should be more localised, involving the community in both design and delivery of projects, which could foster stronger engagement.
- **Transparency and Accessibility in Development Planning**: Strong desire for more transparent communication, particularly regarding development proposals. People prefer receiving information through letters or more accessible website navigation rather than having to search laboriously online.
- **Youth and Disability Engagement**: The need for more inclusive spaces for youth, particularly youth hubs, and a stronger focus on accessibility for those with disabilities is highlighted. Some feel that the strategy lacks enough representation from people with lived experiences of disability and suggest more meaningful engagement of advocacy groups.
- **Criticism of Current Engagement Practices**: Some feedback critiques the tokenistic or insufficient engagement methods, with concerns that feedback from small groups or limited responses might disproportionately influence decisions. There are also calls for better face-to-face contact and more proactive engagement with the community.
- **Accountability and Staff Culture**: Some respondents express dissatisfaction with Council staff culture and transparency, particularly in relation to the management of development and environmental issues.
- **Call for More Diverse Representation**: Several comments suggest that the engagement process did not adequately represent full-time workers, certain demographic groups, or people with disabilities, calling for more inclusive participation in developing the strategy.

N=120

Engagement Evaluation and Key Findings report.

Awareness and Engagement levels

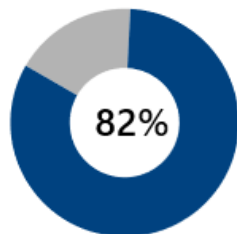
How well do you feel Council updates you about projects and services?



More than half of respondents feel Council communications are moderately or very effective.

Fig4.2 N = 210.

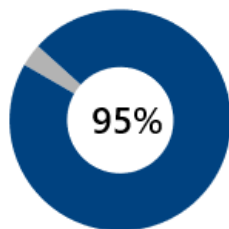
Which Council engagement activities have you participated in before?



More than three-quarters of respondents had engaged with Council previously by filling in a survey, attending a workshop or drop-in session or submitting to Your Voice Our Coast. A small number have also joined committees or advisory boards.

Fig 4.3 N =210

How important do you think it is for the community to work with Council to make decisions that affect our region?



An overwhelming 95% of respondents agree that engagement is important, and the community need to work with Council to help shape the future of the Central Coast.

Fig 4.4 N =212

Engagement Evaluation and Key Findings report.

Preferences and Access

How do you prefer to find out about Council activities and news?

Majority of respondents prefer to receive general information via social media or email.

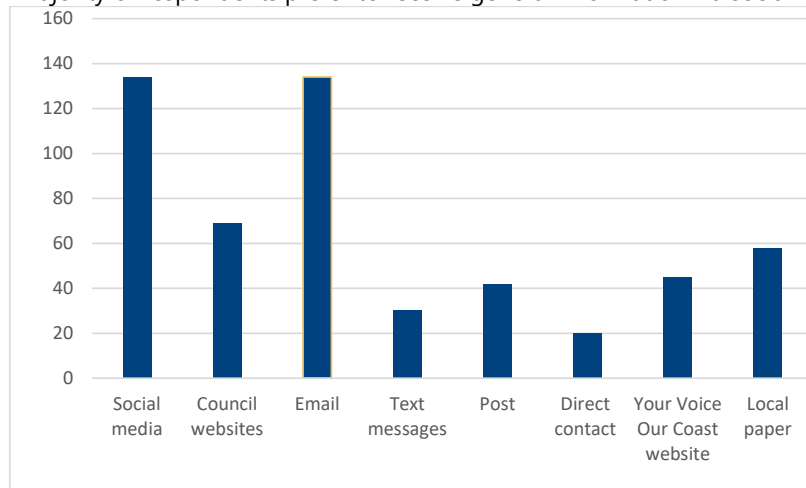


Fig4.5 N=234 with 545 responses to this question

*What is your preferred means for receiving **urgent** information from Council?*

Majority of respondents prefer to receive urgent information via text, email or social media.

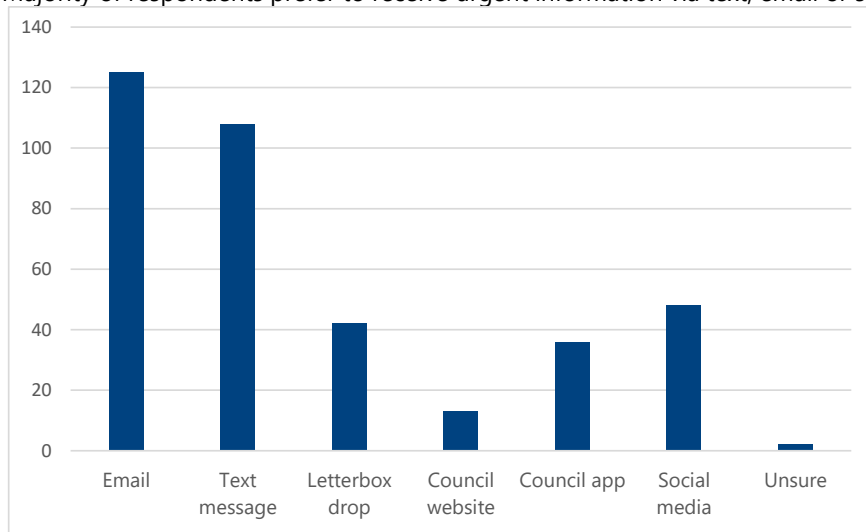


Fig4.6 N=234 with 383 total responses to this question.

Engagement Evaluation and Key Findings report.

Do you face any obstacles in accessing information from Council?

Over one-quarter of respondents face difficulty in accessing information from Council

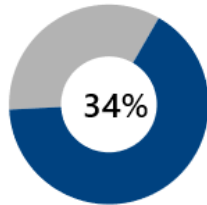


Fig4.7 N=202

The main themes of the obstacles for access information from Council are:

- **Limited Access to Information:** People expressed difficulty in accessing reliable information through various channels, such as websites, newspapers, or Council responses (e.g., unanswered emails and requests for factsheets).
- **Lack of Transparency:** There is a perception that Council withholding information or not openly sharing it fosters distrust, with calls for more openness and honesty in releasing information.
- **Communication Issues:** Barriers include inadequate use of diverse media platforms (radio, print, TV), non-subscription to newsletters, and difficulties finding critical information.
- **Website Usability:** Poor website navigation, challenges in finding the correct search terms, and lack of intuitive design are highlighted as major obstacles in engaging with Council digital platforms.
- **Customer Service Difficulties:** Trouble reaching Council staff, whether through customer service or other channels, hinders effective engagement.
- **Proactive Search Requirement:** Many feel they must proactively seek out information instead of it being readily accessible or advertised in a user-friendly way.

Future contact with Council: If you needed to contact Council to obtain information about any kind of Council-related issue, which of the following methods would you prefer to use?

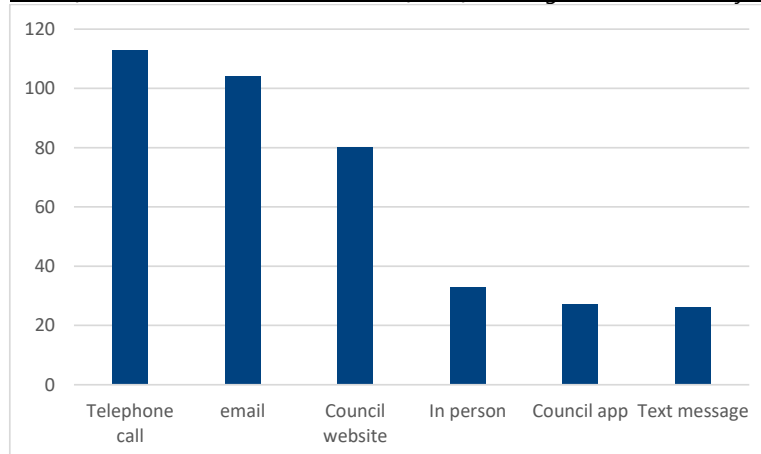


Fig 4.8 N=234 with 456 responses to this question

Engagement Evaluation and Key Findings report.

Future engagement: How would you like to participate in Council's engagement activities in the future?

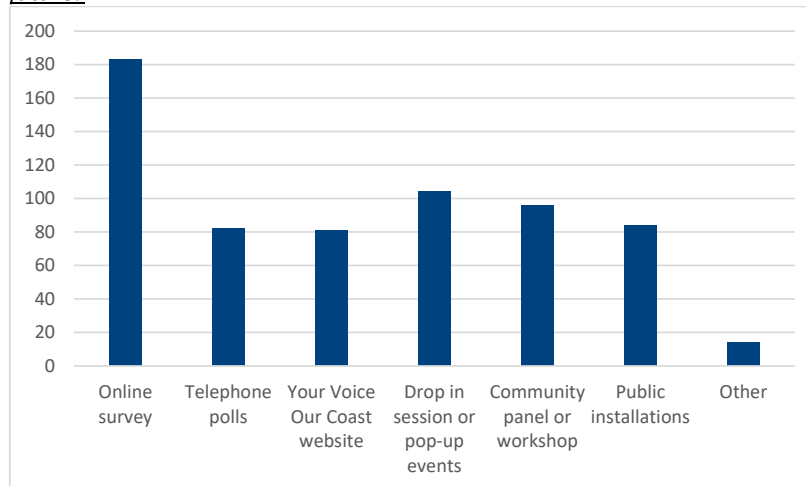


Fig4.9 N=234 with 644 total responses to this question.

Projects and topics of interest

Do you think place-based engagement should be a priority for Council?

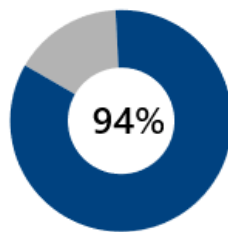


Fig 4.10 N=212

Place based engagement is a holistic approach where a local community can discuss and provide feedback on several Council projects and plans based on a geographic area. It gives the community a chance to understand what projects multiple departments within Council are working on in any one place, and the ability to provide feedback with the whole picture for the area in mind.

An overwhelming number of respondents agreed place-based engagement is important

Engagement Evaluation and Key Findings report.

Are there any specific topics or issues you think should be explored through community consultation and engagement?

The main themes from these responses regarding topics for engagement include:

- **Development and Urban Planning:** Concerns about overdevelopment, illegal construction, and the need for better planning to accommodate population growth, infrastructure, and environmental protection. Specific development issues include affordable housing, strategic town planning, and repurposing public spaces like the old library in Kibble Park.
- **Roads and Infrastructure:** Repeated mentions of road quality, potholes, footpaths, bike lanes, and traffic management. Respondents also highlight the need for better infrastructure to accommodate population growth, including sewage, water supply, and drainage systems.
- **Environmental Protection:** Strong focus on preserving natural environments, preventing overdevelopment, managing flooding, tree planting, and protecting local wildlife. Concerns about climate change, coastal erosion (e.g., Wamberal Beach), and banning short-term rentals like Airbnb to protect native species.
- **Public Amenities and Recreation:** Interest in maintaining and upgrading public spaces, parks, playgrounds, and waterfronts. Calls for more open spaces, leisure facilities, and dog parks. Some respondents also highlight the need for arts and cultural initiatives to enhance community engagement.
- **Community Services and Social Issues:** Respondents emphasise the importance of affordable housing, mental health services, youth spaces, domestic violence support, and services for the elderly. Calls for transparent governance, community participation, and the inclusion of First Nations in planning processes are also common.
- **Sustainability and Smart City Planning:** A few responses mention sustainability efforts, waste reduction, and future-proofing infrastructure. Interest in smart city initiatives, including improved transportation systems and energy-efficient urban planning, is also noted.
- **Traffic and Transport:** Concerns about growing traffic congestion and inadequate public transport options, as well as a desire for better pedestrian and cycling infrastructure.
- **Flood Management and Drainage:** Several comments raise concerns about flooding, particularly in areas like Tuggerah Lakes, and the need for improved drainage systems to prevent future disasters.
- **Crime and Safety:** Some respondents express concerns about crime, vandalism, and safety, particularly in relation to road upgrades, speed enforcement, and the condition of public spaces.
- **Youth and Leisure Facilities:** Calls for youth-specific spaces, affordable activities for young people, and better recreation opportunities were highlighted, along with support for outdoor music events and arts initiatives.

N=148

Engagement Evaluation and Key Findings report.

In person engagement

Throughout the consultation period, five pop-up sessions were delivered:

- Outdoor Movie Night, The Entrance, Memorial Park, Friday, 6 September
- Outdoor Movie night, Toukley, Village Green Saturday, 7 September
- Outdoor Movie Night, Gosford, Kibble Park, Friday 13 September
- Sustainable Futures Festival, Visitors Information Centre, The Entrance, Memorial Park, Saturday, 14 September
- Outdoor Movie night, Wyong, The Chapman Lawn, Saturday 14 September

A number of comments were received from community members – these have been provided in the below table:

Comments
Senior citizens would like face to face engagement, especially for those who don't have social media
Senior citizens feel they are not being engaged with effectively
Seniors not knowing what is going on with Council due to not being online
Would like Council to do more pop-ups, workshops, and face to face events with the community
Council don't get back to emails and complaints
No knowledge of what Your Voice Our Coast is or how to know what is going on in the Community
Positive feedback about Council staff being out in the public listening and engaging
Short and concise surveys preferred – people are time poor
Nobody objected to the idea of place-based engagement and the idea was received favourably
People mid 30s and below don't like phone engagement
People below mid 30s prefer social media and online

During the pop-up engagement sessions, the community was asked to choose the best method that Council could use to engage with them.

The top three preferences from this were:

- Drop in / pop-up sessions
- Workshops and focus groups
- Online or hard copy surveys




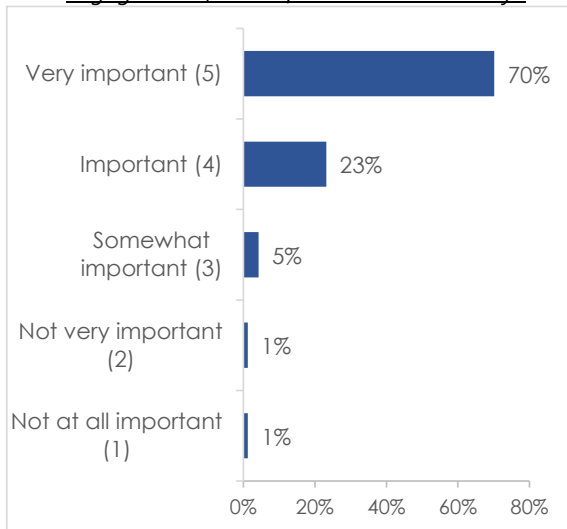
Fig 4.11 Dot voting at pop-ups

Engagement Evaluation and Key Findings report.

Phone survey engagement

Awareness and engagement levels

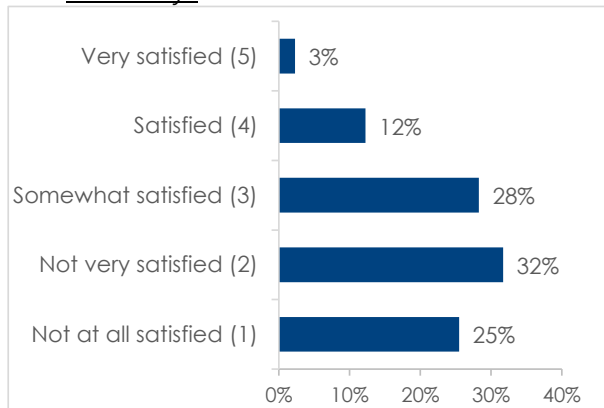
Thinking of everything we have just discussed, how important is it that Council has a community engagement strategy that has established principles and guidelines for how Council engages with, and informs the community?



93% of residents feel that it is very important/important for Council to have a community engagement strategy to guide how Council engages with, and informs, the community. Female residents and those who do not speak a language other than English place greater importance on the establishment of such engagement principles and guidelines.

Fig 4.12 N=402

How satisfied are you currently with the level of communication Council has with the community?



43% of residents are at least somewhat satisfied with the level of communication Council has with the community. Comparisons by demographics show no significant differences by ages, gender or location.

Fig 4.13 N=402

Engagement Evaluation and Key Findings report.

Key topics for Community Consultation

Thinking about Council's engagement with the community, what sort of issues/topics do you believe they should be consulting the community on?

When asked what issues or topics residents believe should involve community consultation, more than half (57%) cited roads and footpath management, far exceeding any other topics. Other important topics/issues include Council management (incl. financial management), parks/reserves/playgrounds, development applications near you, large scale residential development, rates/cost of living, recreational facilities, community services/facilities and environmental issues.

Comparisons by demographics show females significantly more likely to have suggested community services and facilities, while older residents (70+) are more likely to mention roads and footpath management but less likely to cite recreational facilities.

Topics	N=402		N=402
Roads and footpaths management	57%	General development management	3%
Council management (incl financial management)	16%	Overdevelopment/ overpopulation	3%
Parks, reserves and playgrounds	16%	Infrastructure maintenance	3%
Development applications near you	15%	Parking	3%
Large scale residential development	12%	Waste management	3%
Rates / cost of living	11%	Council's communications	3%
Recreational facilities	11%	Emergency management	2%
Community services / facilities	10%	Water Supply	2%
Environmental issues	10%	All local issues / everything	2%
Drainage / stormwater	7%	Public transport	2%
Waterways eg beaches, lakes	5%	Commercial centre improvement	2%
General maintenance / upkeep	5%	Bike paths	2%
Crime / safety	5%	Tree management	2%
Waste and recycling	5%	Local business	1%
Events and activities	4%	Animal control	1%
Housing affordability	4%	Tourism	1%
Traffic management/ road safety	4%	Libraries, community centres, halls	1%
Long term planning	4%	Other	1%
Housing availability	4 %	Don't know / nothing	1%

Engagement Evaluation and Key Findings report.

How interested are you in hearing from Council about the following issues/topics?

75% of residents are interested/very interested in hearing about topics regarding roads and footpaths management, followed by long-term planning, recreational facilities, parks, reserves and playgrounds, and large-scale residential development.

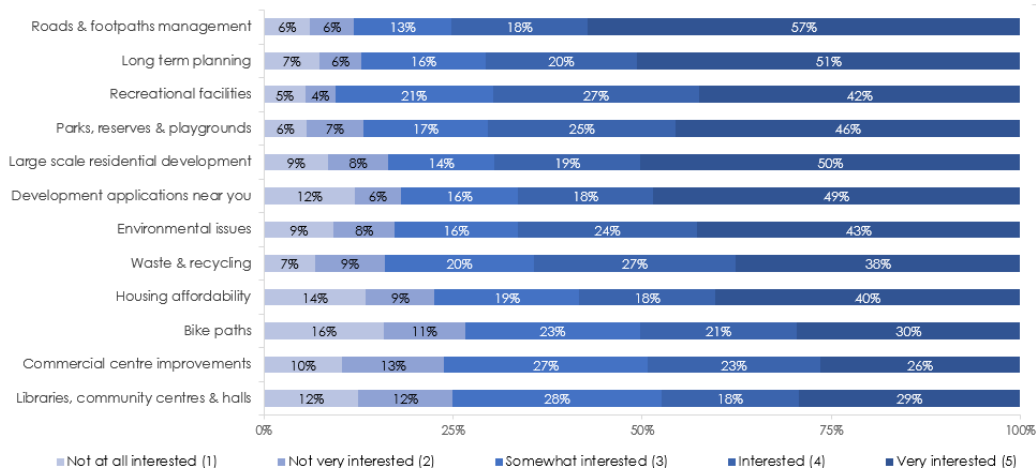


Fig 4.14 N=402

Council encourages the community to learn about, and have their say on plans, strategies, and projects. How important is it for you to have your say about issues impacting:

More than 90% of residents stated that it is important/very important for them to have a say about issues impacting their street and suburb, while only 52% believe it is important/very important to have a say about issues impacting the broader Central Coast LGA. Not surprisingly, 4 in 5 (80%) rated the places they visit regularly as important/very important, while only 34% rated the places they rarely visit as important/very important.

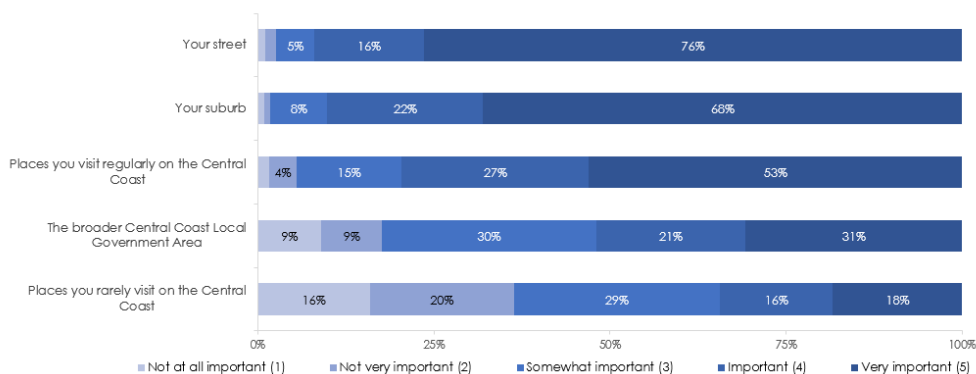


Fig 4.15 N=402

Engagement Evaluation and Key Findings report.

In the last 24 months, have you participated in any Council consultation activities, either in person or Online? (If yes), how many consultation activities have you participated in?

28% of residents had participated in at least one Council consultation activity, either in person or online, within the last 24 months. Among those who had participated, 66% stated they had taken part in only 1-2 consultations, 29% in 3-5 consultations, and 5% had participated in more than 6 consultations.

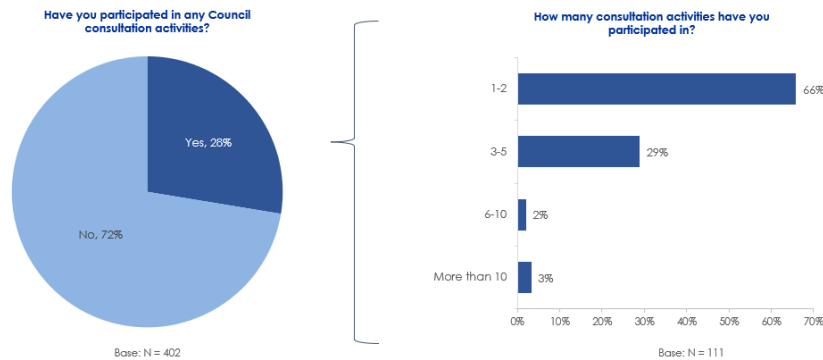


Fig 4.16 N=402

Q2c. (If no), may I ask why you have not engaged in any Council consultation activities?

For those who had not engaged in any Council consultation activities, 41% stated that it was due to a lack of awareness about opportunities to participate and 28% stated that they do not have enough time for participating in Council consultation activities.

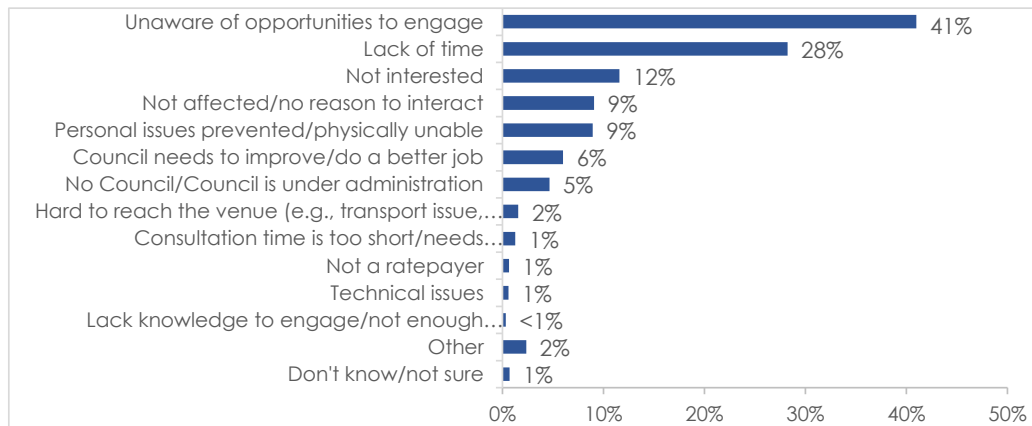


Fig 4.17 N=291 (those have not participated in any consultation activities)

Engagement Evaluation and Key Findings report.

Are you aware Council consults with the community via this method? Have you participated in this consultation method?

64% of residents are aware of community meetings as a Council consultation method, followed by public forum/hearing (52%) and public exhibition (45%).

Regarding the level of participation, 14% stated that they had participated in community meetings. Noticeably, although 26% are aware of surveys via the Your Voice/Our Coast Website, only 14% had participated in this consultation method. Younger residents (18-34) are more likely to have participated in surveys via Your Voice/Our Coast website and in workshops/focus groups.

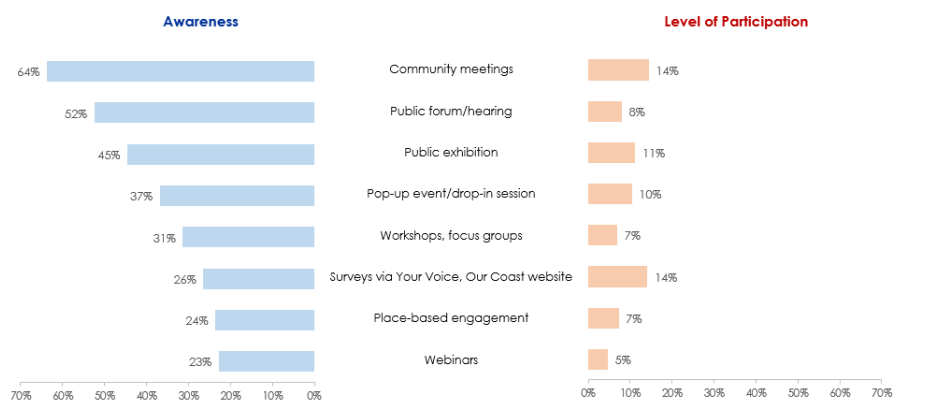


Fig 4.18 N=402

Please rate how effective this method is in terms of consulting with the community.

Two thirds of residents believe community meetings are at least somewhat effective in consulting with the community. Pop-up event/drop-in sessions appear to be more effective for those who speak a language other than English at home.

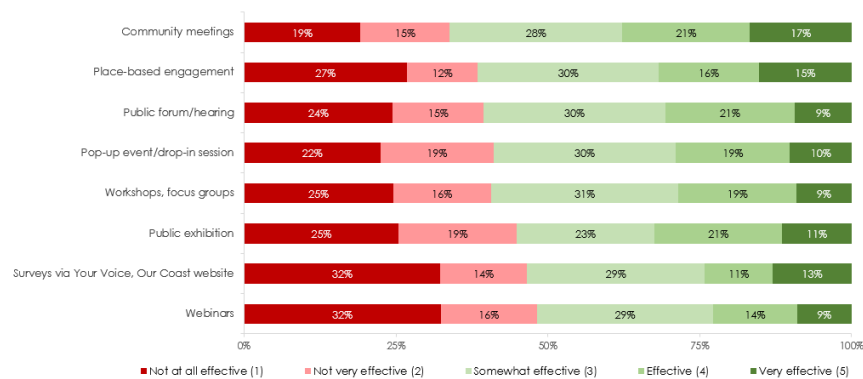


Fig 4.19 N = 402

Engagement Evaluation and Key Findings report.

Development Applications

Prior to this call, were you aware of Council's consultation process re development applications?

45% of residents are aware of the development application consultation process. Younger residents (18-34) are less likely to be aware.

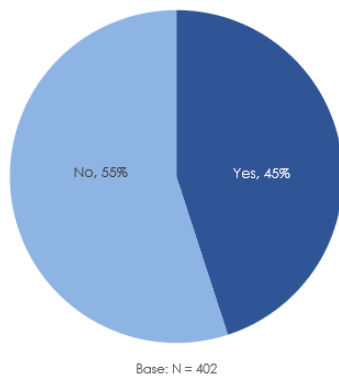
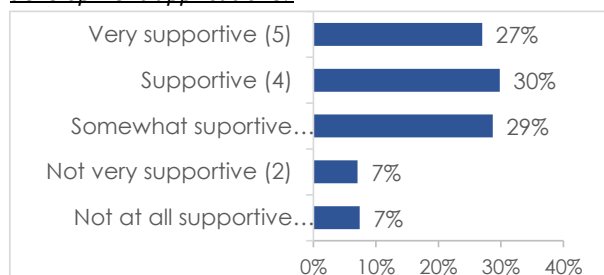


Fig 4.20 N=402

How supportive are you of this strategy when consulting with the community regarding development applications?



86% of residents are at least somewhat supportive of the current development application consultation strategy. Younger residents (18-34) are less likely to be supportive, while those living in Wyong Ward are more likely to be supportive.

Fig 4.21 N=401

Engagement Evaluation and Key Findings report.

Can you think of anything else Council should be doing when consulting with the community regarding development applications?

Almost half of residents had no additional suggestions for improving the current development application consultation process.

For those who provided suggestions, the most common ideas centred on improved communication channels (e.g., mail, social media and emails/SMS), with 23% making suggestions about more updates through various channels.

7% mentioned that Council needs to listen to and respond to community feedback.

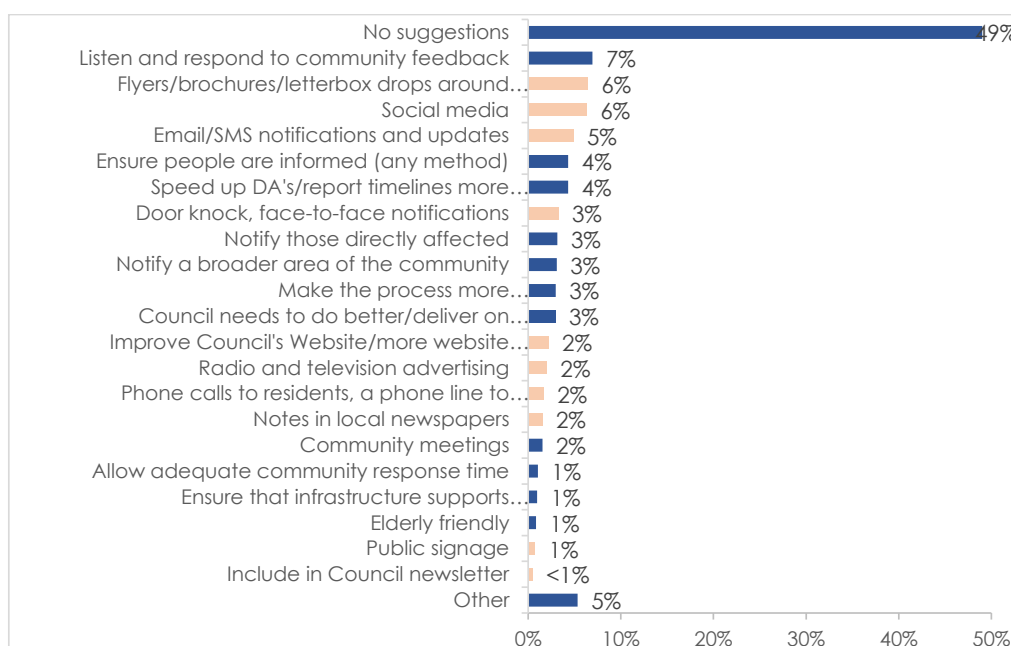


Fig 4.22 N=402

Engagement Evaluation and Key Findings report.

5. IMPROVEMENTS TO THE STRATEGY AND IMPLEMENTATION

5.1 Stage One Consultation

Following stage one consultation, Council officers collated and analysed all feedback received. In response to the feedback, the following changes were incorporated into the draft Community Engagement Strategy prior to public exhibition.

- Update to some language use in the strategy to be more community centric.
- Formatting was updated to ensure the document could be easily read
- Additional updates to consistency of language around confidentiality and privacy
- Commitment to First Nations Engagement Strategy

5.2 Stage Two Public Exhibition

Following public exhibition of the draft Community Engagement Strategy, Council officers collated and analysed the feedback received and report from external engagement consultants who undertook the phone surveys. In response to the feedback, the following improvements will be made and implemented.

- Plain English version available.
- Timing and constraints in participation noted.
- Short and concise surveys.
- Multimodal activities and preference for place-based engagement noted.
- Preference for place-based engagement activities
- Increase in face-to-face engagement activities.
- Increase accessibility options and expansion of diverse voices.
- Better and more targeted promotion.

