



Central Coast Council

Ordinary Council Meeting

**ATTACHMENTS PROVIDED UNDER
SEPARATE COVER**

Tuesday 29 April 2025

Central Coast Council
ATTACHMENTS PROVIDED UNDER SEPARATE COVER to the
Ordinary Council Meeting
To be held in the Central Coast Council Chambers,
2 Hely Street, Wyong
on Tuesday 29 April 2025
Commencing at 6:30 PM

INDEX

REPORTS**2.2 Monthly Investment Report March 2025**

Attachment 1: Summary of Investment as at 31 March 2025	4
Attachment 2: Summary of Restrictions as at 31 March 2025	6
Attachment 3: Portfolio Valuation Report as at 31 March 2025.....	7

2.5 Integrated Planning and Reporting (IP&R) Draft Document Suite - For Exhibition

Attachment 1: Draft Community Strategic Plan 2025-2035.....	41
Attachment 2: Draft Delivery Program 2025-2029 and Operational Plan 2025/26	94
Attachment 3: Draft Fees and Charges 2025/26.....	301
Attachment 4: Draft Fees and Charges Comparison Table 2025/26.	436
Attachment 5: Draft Workforce Management Strategy 2025-2029..	580
Attachment 6: Draft Asset Management Strategy 2025-2035	600
Attachment 7: Draft Long Term Financial Plan 2025-2035.....	652

2.6 Committees and Sub-Committees of Council - Matters Arising

Attachment 1: Terms of Reference - Mangrove Mountain Sub Committee DRAFT	724
---	-----

2.7 Phegans Bay Waterfront Draft Masterplan - For Public Exhibition

Attachment 1: Phegans Bay Masterplan DRAFT FOR PUBLIC EXHIBITION.....	728
Attachment 2: PHEGANS BAY WATERFRONT MASTERPLAN Design Explanation.....	729
Attachment 3: Closing the loop on initial consultation - Draft Phegans Bay Waterfront Masterplan	737

- 2.8 Protection of the Environment Trust - request for distribution of funds from MacMasters Beach Bushcare Group**
- Attachment 1:** Trust Deed - The Gosford City Council Protection of the Environment Trust dated 25 July 2006.....742
- Attachment 2:** MBBG letter of 19.11.2024.....756
- 2.9 Central Coast Region Report - For Endorsement**
- Attachment 1:** Revised Central Coast Region Report757
- 2.10 Mayoral and CEO Delegations - Receipt of Concurrence from OLG**
- Attachment 1:** DRAFT - Instrument of Delegation to the Mayor - 29 April 2025.....829
- Attachment 2:** DRAFT- Instrument of Delegation for the Chief Executive Officer - 29 April 2025.....832
- 2.13 Community Support Grant Program February 2025**
- Attachment 1:** Attachment 1 CSP February 2025 Recommended and Not Recommended.....835
- 2.14 Active Council Resolutions - Status Update**
- Attachment 1:** Outstanding Actions Log Report as at 22.04.2025.... 838

Central Coast Council Summary of Investments as at 31-March-2025							
Financial Institution	Type of Investment	Short Term Rating	Long Term Rating	Maturity Date	Portfolio Balance \$	As a % of the total Portfolio	Interest Rate %
CASH AT CALL:							
Commonwealth Bank of Australia	Business On-line Saver	A-1+	AA	Daily	11,648,747	1.46%	4.10%
AMP limited	At Call	A-2	BBB	Daily	6,535	0.00%	4.75%
Total Cash At Call					11,655,282	1.46%	
TERM DEPOSITS, FLOATING RATE NOTES & BONDS:							
QPCU LTD t/a QBANK	Floating Rate Note	A3	BBB	19-May-2025	5,000,000	0.62%	5.52%
Auswide Bank	Floating Rate Note	A3	BBB	10-Jun-2025	5,000,000	0.62%	5.41%
Bank of Queensland	Term Deposit	A-2	A	16-Jun-2025	10,000,000	1.25%	1.53%
MyState Bank	Floating Rate Note	P-2	BBB	16-Jun-2025	9,500,000	1.19%	4.76%
UBS Australia Limited	Bonds	A	A	30-Jul-2025	4,000,000	0.50%	1.20%
UBS Australia Limited	Floating Rate Note	A	A	30-Jul-2025	10,000,000	1.25%	5.13%
MyState Bank	Floating Rate Note	P-2	BBB	13-Oct-2025	10,000,000	1.25%	5.64%
Credit Union Australia Ltd t/as Great Southern Bank	Floating Rate Note	A2	BBB	01-Dec-2025	3,500,000	0.44%	5.70%
Bendigo and Adelaide Bank	Floating Rate Note	A-2	A	02-Dec-2025	35,500,000	4.44%	4.64%
QPCU LTD t/a QBANK	Floating Rate Note	A3	BBB	06-Dec-2025	10,000,000	1.25%	5.87%
Macquarie Bank	Floating Rate Note	A-1	A	09-Dec-2025	20,000,000	2.50%	4.59%
Suncorp Bank	Floating Rate Note	A	AA	24-Feb-2026	5,000,000	0.62%	4.58%
UBS Australia Limited	Floating Rate Note	A	A	26-Feb-2026	18,800,000	2.35%	4.62%
Newcastle Permanent Building Society	Floating Rate Note	A-2	BBB	04-Mar-2026	1,000,000	0.12%	4.75%
Credit Union Australia	Floating Rate Note	A2	BBB	22-Apr-2026	11,000,000	1.37%	5.01%
Bank of Queensland	Floating Rate Note	A-2	A	06-May-2026	5,000,000	0.62%	4.84%
Teachers Mutual Bank	Floating Rate Note	A2	BBB	16-Jun-2026	1,700,000	0.21%	4.79%
QPCU LTD t/a QBANK	Floating Rate Note	A3	BBB	16-Jun-2026	4,500,000	0.56%	5.81%
Bendigo and Adelaide Bank	Floating Rate Note	A-2	A	18-Jun-2026	15,300,000	1.91%	4.76%
Bank of Queensland	Term Deposit	A-2	A	08-Jul-2026	5,000,000	0.62%	4.96%
Bank of Queensland	Floating Rate Note	A-2	A	22-Jul-2026	3,000,000	0.37%	4.91%
National Australia Bank	Floating Rate Note	A-1+	AA	24-Aug-2026	7,000,000	0.87%	4.54%
Suncorp Bank	Floating Rate Note	A	AA	15-Sep-2026	12,900,000	1.61%	4.59%
Bank of Queensland	Floating Rate Note	A-2	A	27-Oct-2026	22,000,000	2.75%	5.09%
Northern Territory Treasury Corporation	Bonds	A	AA	15-Dec-2026	5,000,000	0.62%	1.40%
Commonwealth Bank of Australia	Floating Rate Note	A-1+	AA	14-Jan-2027	6,500,000	0.81%	5.04%
Suncorp Bank	Floating Rate Note	A	AA	25-Jan-2027	13,000,000	1.62%	5.07%
Westpac Banking Corporation	Floating Rate Note	A-1+	AA	25-Jan-2027	16,000,000	2.00%	4.99%
Bank Australia Limited	Floating Rate Note	A2	BBB	22-Feb-2027	9,250,000	1.16%	5.68%
Auswide Bank	Floating Rate Note	A3	BBB	17-Mar-2027	4,500,000	0.56%	5.61%
Bank of Queensland	Floating Rate Note	A-2	A	09-May-2028	5,000,000	0.62%	5.40%
NSW Treasury Corporation	Bonds	A-1+	AA	15-Nov-2028	15,000,000	1.87%	3.00%
UBS Australia Limited	Floating Rate Note	A	A	12-May-2028	7,600,000	0.95%	5.75%
QPCU LTD t/a QBANK	Floating Rate Note	A3	BBB	18-Sep-2026	9,500,000	1.19%	5.76%
Illawarra Credit Union Ltd	Floating Rate Note	A3	BBB	21-Sep-2026	9,000,000	1.12%	5.81%
Teachers Mutual Bank	Floating Rate Note	A2	BBB	28-Oct-2025	2,000,000	0.25%	5.79%
Credit Union Australia Ltd t/as Great Southern Bank	Floating Rate Note	A2	BBB	09-Feb-2027	12,500,000	1.56%	5.85%
Police Bank Ltd	Floating Rate Note	A2	BBB	17-Nov-2026	5,000,000	0.62%	5.72%
QPCU LTD t/a QBANK	Floating Rate Note	A3	BBB	01-Dec-2026	10,000,000	1.25%	5.77%
Members Banking Group Limited t/as RACQ Bank	Floating Rate Note	A2	BBB	24-Feb-2026	6,500,000	0.81%	5.63%
Auswide Bank	Floating Rate Note	A3	BBB	07-Nov-2025	9,750,000	1.22%	5.71%
Judo Bank	Bonds	A3	BBB	26-Sep-2025	8,630,000	1.08%	6.40%
Newcastle Permanent Building Society	Floating Rate Note	A-2	BBB	10-Feb-2027	13,100,000	1.64%	5.20%
Credit Union Australia Ltd t/as Great Southern Bank	Floating Rate Note	A2	BBB	23-Oct-2026	2,500,000	0.31%	5.93%
BankVic	Term Deposit	A2	BBB	19-Nov-2025	5,000,000	0.62%	5.25%
Police and Nurses bank	Term Deposit	A2	BBB	30-May-2025	5,000,000	0.62%	5.35%
National Australia Bank	Term Deposit	A-1+	AA	30-Apr-2025	5,000,000	0.62%	5.25%
Maitland Mutual Ltd / TA the Mutual Bank	Term Deposit	A2	BBB	16-Apr-2025	5,000,000	0.62%	5.30%
Bank Australia Limited	Floating Rate Note	A2	BBB	21-Feb-2028	10,000,000	1.25%	1.70%
Illawarra Credit Union Ltd	Term Deposit	A3	BBB	04-Jun-2025	5,000,000	0.62%	5.40%
G&C Mutual Bank Limited	Term Deposit	A2	BBB	16-Jul-2025	5,000,000	0.62%	5.35%
G&C Mutual Bank Limited	Term Deposit	A2	BBB	20-Aug-2025	5,000,000	0.62%	5.35%
G&C Mutual Bank Limited	Term Deposit	A2	BBB	17-Sep-2025	5,000,000	0.62%	5.35%
Police and Nurses bank	Term Deposit	A2	BBB	25-Jun-2025	5,000,000	0.62%	5.35%
Bank of Queensland	Bonds	A-2	A	27-Jan-2027	5,000,000	0.62%	4.70%
Rabo Bank	Term Deposit	P-1	A	07-May-2025	5,000,000	0.62%	5.32%
Rabo Bank	Term Deposit	P-1	A	09-Jul-2025	5,000,000	0.62%	5.32%

Rabo Bank	Term Deposit	P-1	A	06-Aug-2025	5,000,000	0.62%	5.32%
National Australia Bank	Term Deposit	A-1+	AA	02-Jul-2025	5,000,000	0.62%	5.20%
National Australia Bank	Term Deposit	A-1+	AA	23-Jul-2025	5,000,000	0.62%	5.20%
Teachers Mutual Bank	Floating Rate Note	A2	BBB	21-Jun-2027	10,000,000	1.25%	5.71%
Rabo Bank	Term Deposit	P-1	A	15-Jul-2025	5,000,000	0.62%	5.15%
Rabo Bank	Term Deposit	P-1	A	18-Feb-2026	5,000,000	0.62%	4.85%
Rabo Bank	Term Deposit	P-1	A	16-Jun-2025	5,000,000	0.62%	5.16%
ING	Term Deposit	A2	A	10-Sep-2025	5,000,000	0.62%	4.95%
Beyond Bank	Term Deposit	A2	BBB	03-Apr-2025	10,000,000	1.25%	4.95%
Westpac Banking Corporation	Term Deposit	A-1+	AA	09-Apr-2025	5,000,000	0.62%	4.95%
Westpac Banking Corporation	Term Deposit	A-1+	AA	23-Apr-2025	5,000,000	0.62%	4.95%
Rabo Bank	Term Deposit	P-1	A	14-May-2025	5,000,000	0.62%	5.08%
ING	Term Deposit	A2	A	08-Oct-2025	5,000,000	0.62%	5.03%
ING	Term Deposit	A2	A	22-Oct-2025	5,000,000	0.62%	5.03%
Beyond Bank	Term Deposit	A2	BBB	13-Aug-2025	5,000,000	0.62%	5.15%
Beyond Bank	Term Deposit	A2	BBB	27-Aug-2025	5,000,000	0.62%	5.15%
ING	Term Deposit	A2	A	12-Nov-2025	5,000,000	0.62%	5.10%
ING	Term Deposit	A2	A	26-Nov-2025	5,000,000	0.62%	5.10%
ING	Term Deposit	A2	A	19-Dec-2025	5,000,000	0.62%	5.10%
ING	Term Deposit	A2	A	07-Jan-2026	5,000,000	0.62%	5.10%
Rabo Bank	Term Deposit	P-1	A	28-Jan-2026	5,000,000	0.62%	5.10%
Rabo Bank	Term Deposit	P-1	A	20-May-2026	5,000,000	0.62%	5.10%
Defence Bank	Term Deposit	A2	BBB	03-Sep-2025	5,000,000	0.62%	5.09%
ING	Term Deposit	A2	A	19-Dec-2025	5,000,000	0.62%	5.11%
ING	Term Deposit	A2	A	24-Dec-2025	5,000,000	0.62%	5.11%
Auswide Bank	Term Deposit	A3	BBB	11-Dec-2025	5,000,000	0.62%	5.10%
Bank of Queensland	Term Deposit	A-2	A	19-Jun-2025	7,500,000	0.94%	5.15%
Bank of Queensland	Term Deposit	A-2	A	10-Jul-2025	7,500,000	0.94%	5.11%
Credit Union Australia Ltd t/as Great Southern Bank	Term Deposit	A2	BBB	17-Jul-2025	5,000,000	0.62%	5.16%
Credit Union Australia Ltd t/as Great Southern Bank	Term Deposit	A2	BBB	24-Jul-2025	5,000,000	0.62%	5.16%
Police Bank Ltd	Floating Rate Note	A2	BBB	08-Nov-2027	2,000,000	0.25%	5.57%
Auswide Bank	Floating Rate Note	A3	BBB	22-Mar-2027	2,750,000	0.34%	6.05%
AMP limited	Floating Rate Note	A-2	BBB	13-Sep-2027	24,000,000	3.00%	5.73%
AMP limited	Term Deposit	A-2	BBB	16-Jul-2025	5,000,000	0.62%	5.10%
AMP limited	Term Deposit	A-2	BBB	01-Oct-2025	5,000,000	0.62%	5.05%
Rabo Bank	Term Deposit	P-1	A	09-Jan-2030	5,000,000	0.62%	5.03%
Auswide Bank	Term Deposit	A3	BBB	08-Oct-2025	5,000,000	0.62%	5.00%
Defence Bank	Term Deposit	A2	BBB	14-Jan-2026	5,000,000	0.62%	5.00%
Australian Military Bank Limited	Term Deposit	A2	BBB	03-Feb-2027	5,000,000	0.62%	4.85%
Australian Military Bank Limited	Term Deposit	A2	BBB	10-Feb-2027	5,000,000	0.62%	4.85%
Rabo Bank	Term Deposit	P-1	A	05-Aug-2026	5,000,000	0.62%	4.78%
Rabo Bank	Term Deposit	P-1	A	19-Aug-2026	5,000,000	0.62%	4.73%
Rabo Bank	Term Deposit	P-1	A	14-Feb-2029	5,000,000	0.62%	5.04%
Rabo Bank	Term Deposit	P-1	A	13-Feb-2030	5,000,000	0.62%	5.15%
Bank of China Australia	Term Deposit	A1	A	18-Feb-2026	5,000,000	0.62%	4.77%
Bank of China Australia	Term Deposit	A1	A	25-Feb-2026	5,000,000	0.62%	4.77%
Credit Union Australia Ltd t/as Great Southern Bank	Floating Rate Note	A2	BBB	01-Nov-2027	5,000,000	0.62%	1.03%
Rabo Bank	Term Deposit	P-1	A	07-Mar-2029	5,000,000	0.62%	4.80%
Rabo Bank	Term Deposit	P-1	A	27-Feb-2030	5,000,000	0.62%	5.00%
Maitland Mutual Ltd / TA the Mutual Bank	Term Deposit	A2	BBB	15-Mar-2028	5,000,000	0.62%	4.75%
Maitland Mutual Ltd / TA the Mutual Bank	Term Deposit	A2	BBB	22-Mar-2028	5,000,000	0.62%	4.75%
G&C Mutual Bank Limited	Term Deposit	A2	BBB	10-Mar-2027	5,000,000	0.62%	4.70%
G&C Mutual Bank Limited	Term Deposit	A2	BBB	08-Mar-2028	5,000,000	0.62%	4.80%
Newcastle Permanent Building Society	Floating Rate Note	A-2	BBB	21-Jan-2030	20,000,000	2.50%	1.25%
Total Term Deposit & Bonds:					788,780,000	98.54%	
TOTAL PORTFOLIO					800,435,282	100.00%	
Current					420,835,282	52.58%	
Non-Current					379,600,000	47.42%	
TOTAL PORTFOLIO					800,435,282	100.00%	

Green Investments

Central Coast Council
External and Internal Restrictions as at 31 March 2025

Restrictions	2024/25 Opening Balance	2024/25 YTD Transfers to/(from)	Closing Balance as at 31 March 2025
External Restrictions			
Developer Contributions	239,950,758	6,674,172	246,624,930
Unexpended Grants	34,656,937	(1,008,630)	33,648,306
Stormwater Levy	547,140	0	547,140
Caravan Park Surplus	14,604,824	(14,604,824)	0
Cemeteries Surplus	582,176	(21,921)	560,255
Coastal Open Space	7,143,736	212,217	7,355,953
Biobanking Agreement 161	323,319	(25,033)	298,286
Crown Land Business Enterprises	2,205,938	(2,205,938)	0
Crown Land Patonga Camping Ground	1,215,477	(1,215,477)	0
The Entrance Town Centre Special Rate Levy	0	0	0
Toukley Town Centre Special Rate Levy	0	72,250	72,250
Wyong Town Centre Special Rate Levy	0	0	0
Tourism Special Rate Levy	2,767,403	738,530	3,505,933
Gosford CBD Special Rate Levy	0	39,383	39,383
Gosford Parking Station Special Rate Levy	1,532,965	(656,127)	876,839
Crown Lands	0	21,622,346	21,622,346
Other External Restrictions	476,481	(20,322)	456,159
Domestic Waste Management	116,121,266	2,585,073	118,706,339
Water Supply Authority	116,066,154	33,781,998	149,848,152
Total External Restrictions	538,194,573	45,967,697	584,162,270
Internal Restrictions			
Self Insurance Claims	11,574,000	0	11,574,000
Employee Leave Entitlements	12,316,718	0	12,316,718
Tip Rehabilitation	37,269,050	0	37,269,050
Land Development	1,065,195	(1,065,195)	0
Davistown Wetland	1,436,049	(1,436,049)	0
Regional Library	9,236,932	(672,038)	8,564,894
St Huberts Drainage Licence Fee	771,523	0	771,523
Waste Management Infrastructure	32,919,817	8,746,644	41,666,461
Emergency Services Levy savings	243,710	(243,710)	0
Employment Generating Projects	2,656,356	(2,656,356)	0
Emergency Loans Repayments	15,800,000	12,600,000	28,400,000
Strategic Priorities	7,296,804	3,184,370	10,481,174
Multi Year Projects	5,804,329	(3,601,783)	2,202,547
Conservation Fund	0	3,466,084	3,466,084
Section 355 Advances and Deposits	264,386	(264,386)	0
Total Internal Restrictions	138,654,869	18,057,582	156,712,451
Grand Total	676,849,442	64,025,278	740,874,721



Investment Report Pack

Central Coast Council

1 March 2025 to 31 March 2025



Contents

1. Securities Held By Trading Book Maturing Post 31 March 2025
2. Interest and Distribution Income Received For 1 March 2025 to 31 March 2025
3. Acquisitions, Disposals and Maturities Between 1 March 2025 and 31 March 2025
4. Interest Income Accrued As At 31 March 2025
5. Portfolio Valuation As At 31 March 2025
6. Portfolio Valuation By Categories As At 31 March 2025
7. Performance Statistics For Period Ending 31 March 2025
8. Intentionally left blank
9. Realised Gains (Losses) - Fixed Interest Dealing For 1 March 2025 to 31 March 2025
- 9b. Realised Gains (Losses) - Share Dealing For 1 March 2025 to 31 March 2025
10. Realised Gains (Losses) - Principal Repayments For 1 March 2025 to 31 March 2025
11. Unrealised FI Capital Gains (Losses) As At 31 March 2025
12. Associated Cash Statement for Settlement Period 1 March 2025 to 31 March 2025 inclusive
13. Tax Summary For 1 March 2025 to 31 March 2025



Investment Report Pack
 Central Coast Council
 1 March 2025 to 31 March 2025

1. Securities Held By Trading Book Maturing Post 31 March 2025

Latest Deal Code	Latest Deal Settlement Date	Issuer	ISIN	WAL / Interim Maturity Date	Next Coupon Date	Coupon Rate/Latest Yield	Coupon Frequency	Security Type	Security Rating	Face Value Notional	Current Face Value Notional	Market Value
Central Coast Council												
LC243355	1 Mar 2025	AMP Bank Ltd		1 Apr 2025		0.55	Nil	At Call	S&P BBB	6,534.81	6,534.81	6,534.81
LC243354	1 Mar 2025	Commonwealth Bank of Australia Ltd		1 Apr 2025		0.00	Nil	At Call	S&P AA-	11,648,746.90	11,648,746.90	11,648,746.90
LC218029	11 Sep 2024	Beyond Bank Australia Ltd		3 Apr 2025	3 Apr 2025	4.95	Maturity	TD	S&P ST A2	10,000,000.00	10,000,000.00	10,272,589.00
LX217993	11 Sep 2024	Westpac Banking Corporation Ltd		9 Apr 2025	9 Apr 2025	4.95	Maturity	TD	S&P ST A1+	5,000,000.00	5,000,000.00	5,136,294.50
LX207966	30 May 2024	Maitland Mutual Ltd t/as The Mutual Bank		16 Apr 2025	16 Apr 2025	5.30	Maturity	TD	S&P ST A2	5,000,000.00	5,000,000.00	5,221,438.35
LX217995	11 Sep 2024	Westpac Banking Corporation Ltd		23 Apr 2025	23 Apr 2025	4.95	Maturity	TD	S&P ST A1+	5,000,000.00	5,000,000.00	5,136,294.50
LX207930	30 May 2024	National Australia Bank Ltd		30 Apr 2025	30 Apr 2025	5.25	Maturity	TD	S&P ST A1+	5,000,000.00	5,000,000.00	5,219,349.30
LC210137	26 Jun 2024	Rabobank Australia Ltd		7 May 2025	7 May 2025	5.32	Maturity	TD	S&P ST A1	5,000,000.00	5,000,000.00	5,202,597.25
LC220907	17 Oct 2024	Rabobank Australia Ltd		14 May 2025	14 May 2025	5.08	Maturity	TD	S&P ST A1	5,000,000.00	5,000,000.00	5,114,821.90
LC143209	17 May 2022	QPCU LTD t/a QBANK	AU3FN0069175	19 May 2025	19 May 2025	5.52	Quarterly	FRN	S&P BBB-	5,000,000.00	5,000,000.00	5,035,900.00
LX207925	30 May 2024	P&N Bank Ltd		30 May 2025	30 May 2025	5.35	Maturity	TD	S&P ST A2	5,000,000.00	5,000,000.00	5,223,527.40
LX209073	13 Jun 2024	Illawarra Credit Union Ltd		4 Jun 2025	4 Jun 2025	5.40	Maturity	TD	S&P ST A2	5,000,000.00	5,000,000.00	5,215,260.25
LC145373	10 Jun 2022	Auswide Bank Limited	AU3FN0069555	10 Jun 2025	10 Jun 2025	5.41	Quarterly	FRN	Moody's Baa2	5,000,000.00	5,000,000.00	5,018,950.00
LC96637	16 Jun 2020	Bank of Queensland Ltd		16 Jun 2025	16 Jun 2025	1.53	Annual	TD	Moody's A3	10,000,000.00	10,000,000.00	10,120,723.30
LC218001	11 Sep 2024	Rabobank Australia Ltd		16 Jun 2025	16 Jun 2025	5.00	Maturity	TD	S&P ST A1	5,000,000.00	5,000,000.00	5,137,671.25
LC107738	16 Jun 2021	MyState Bank Ltd	AU3FN0061024	16 Jun 2025	16 Jun 2025	4.76	Quarterly	FRN	Moody's Baa2	9,500,000.00	9,500,000.00	9,514,440.00
LX229254	12 Dec 2024	Bank of Queensland Ltd		19 Jun 2025	19 Jun 2025	5.15	Maturity	TD	S&P ST A2	7,500,000.00	7,500,000.00	7,615,345.88
LC209232	14 Jun 2024	P&N Bank Ltd		25 Jun 2025	14 Jun 2025	5.35	Semi Annual	TD	S&P BBB	5,000,000.00	5,000,000.00	5,212,534.25
LX213689	1 Aug 2024	National Australia Bank Ltd		2 Jul 2025	2 Jul 2025	5.20	Maturity	TD	S&P ST A1+	5,000,000.00	5,000,000.00	5,172,383.55
LC210140	26 Jun 2024	Rabobank Australia Ltd		9 Jul 2025	9 Jul 2025	5.32	Maturity	TD	S&P A+	5,000,000.00	5,000,000.00	5,202,597.25
LX229255	12 Dec 2024	Bank of Queensland Ltd		10 Jul 2025	10 Jul 2025	5.11	Maturity	TD	S&P ST A2	7,500,000.00	7,500,000.00	7,614,450.00
LC217987	11 Sep 2024	Rabobank Australia Ltd		15 Jul 2025	15 Jul 2025	5.00	Maturity	TD	S&P ST A1	5,000,000.00	5,000,000.00	5,137,671.25
LC230773	8 Jan 2025	AMP Bank Ltd		16 Jul 2025	16 Jul 2025	5.10	Maturity	TD	Moody's ST P-2	5,000,000.00	5,000,000.00	5,057,287.65
LX209090	13 Jun 2024	G&C Mutual Bank Limited t/as Unity Bank & Reliance Bank		16 Jul 2025	16 Jul 2025	5.35	Maturity	TD	S&P BBB+	5,000,000.00	5,000,000.00	5,213,267.10
LX229258	12 Dec 2024	Credit Union Australia Ltd t/as Great Southern Bank		17 Jul 2025	17 Jul 2025	5.16	Maturity	TD	S&P ST A2	5,000,000.00	5,000,000.00	5,077,046.60
LX213692	1 Aug 2024	National Australia Bank Ltd		23 Jul 2025	23 Jul 2025	5.20	Maturity	TD	S&P ST A1+	5,000,000.00	5,000,000.00	5,172,383.55
LX229259	12 Dec 2024	Credit Union Australia Ltd t/as Great Southern Bank		24 Jul 2025	24 Jul 2025	5.16	Maturity	TD	S&P ST A2	5,000,000.00	5,000,000.00	5,077,046.60
LC100329	14 Jan 2021	UBS Australia Ltd	AU3CB0273407	30 Jul 2025	30 Jul 2025	1.20	Semi Annual	Fixed	Moody's Aa3	4,000,000.00	4,000,000.00	3,964,440.00
LC104737	7 Apr 2021	UBS Australia Ltd	AU3FN0055307	30 Jul 2025	30 Apr 2025	5.13	Quarterly	FRN	S&P A+	10,000,000.00	10,000,000.00	10,098,500.00
LC210145	26 Jun 2024	Rabobank Australia Ltd		6 Aug 2025	6 Aug 2025	5.32	Maturity	TD	S&P A+	5,000,000.00	5,000,000.00	5,202,597.25



Investment Report Pack
Central Coast Council
1 March 2025 to 31 March 2025

Latest Deal Code	Latest Deal Settlement Date	Issuer	ISIN	WAL / Interim Maturity Date	Next Coupon Date	Coupon Rate	Latest Yield	Coupon Frequency	Security Type	Security Rating	Face Value Notional	Current Face Value Notional	Market Value
LC223234	7 Nov 2024	Beyond Bank Australia Ltd		13 Aug 2025	13 Aug 2025	5.15		Maturity	TD	S&P ST A2	5,000,000.00	5,000,000.00	5,101,589.05
LX209091	13 Jun 2024	G&C Mutual Bank Limited t/as Unity Bank & Reliance Bank		20 Aug 2025	20 Aug 2025	5.35		Maturity	TD	S&P BBB+	5,000,000.00	5,000,000.00	5,213,267.10
LC223235	7 Nov 2024	Beyond Bank Australia Ltd		27 Aug 2025	27 Aug 2025	5.15		Maturity	TD	S&P ST A2	5,000,000.00	5,000,000.00	5,101,589.05
LX225649	28 Nov 2024	Defence Bank Ltd		3 Sep 2025	3 Sep 2025	5.09		Maturity	TD	S&P ST A2	5,000,000.00	5,000,000.00	5,085,763.00
LC218018	11 Sep 2024	ING Bank Australia Limited		10 Sep 2025	10 Sep 2025	4.95		Maturity	TD	S&P ST A1	5,000,000.00	5,000,000.00	5,136,294.50
LX209092	13 Jun 2024	G&C Mutual Bank Limited t/as Unity Bank & Reliance Bank		17 Sep 2025	17 Sep 2025	5.35		Maturity	TD	S&P BBB+	5,000,000.00	5,000,000.00	5,213,267.10
LC190925	19 Jan 2024	Judo Bank	AU3CB0292480	26 Sep 2025	26 Sep 2025	6.40		Semi Annual	Fixed	S&P BBB	8,630,000.00	8,630,000.00	8,651,920.20
LC230775	8 Jan 2025	AMP Bank Ltd		1 Oct 2025	1 Oct 2025	5.05		Maturity	TD	Moody's ST P-2	5,000,000.00	5,000,000.00	5,056,726.05
LX230777	8 Jan 2025	Auswide Bank Limited		8 Oct 2025	8 Oct 2025	5.00		Maturity	TD	Moody's ST P-2	5,000,000.00	5,000,000.00	5,056,164.40
LX220905	17 Oct 2024	ING Bank Australia Limited		8 Oct 2025	8 Oct 2025	5.03		Maturity	TD	S&P ST A1	5,000,000.00	5,000,000.00	5,113,691.80
LC155063	13 Oct 2022	MyState Bank Ltd	AU3FN0072369	13 Oct 2025	14 Apr 2025	5.64		Quarterly	FRN	Moody's Baa2	10,000,000.00	10,000,000.00	10,144,200.00
LX220906	17 Oct 2024	ING Bank Australia Limited		22 Oct 2025	22 Oct 2025	5.03		Maturity	TD	S&P A	5,000,000.00	5,000,000.00	5,113,691.80
LC181158	29 Sep 2023	Teachers Mutual Bank Ltd	AU3FN0072740	28 Oct 2025	28 Apr 2025	5.79		Quarterly	FRN	Moody's Baa1	2,000,000.00	2,000,000.00	2,029,520.00
LC188385	11 Dec 2023	Auswide Bank Limited	AU3FN0073037	7 Nov 2025	7 May 2025	5.71		Quarterly	FRN	Moody's Baa2	9,750,000.00	9,750,000.00	9,853,252.50
LC223313	7 Nov 2024	ING Bank Australia Limited		12 Nov 2025	7 Nov 2025	5.10		Semi Annual	TD	S&P A	5,000,000.00	5,000,000.00	5,100,602.75
LC208078	30 May 2024	BankVic		19 Nov 2025	19 Nov 2025	5.25		Maturity	TD	S&P BBB	5,000,000.00	5,000,000.00	5,219,349.30
LC223315	7 Nov 2024	ING Bank Australia Limited		26 Nov 2025	7 Nov 2025	5.10		Semi Annual	TD	S&P A	5,000,000.00	5,000,000.00	5,100,602.75
LC157929	1 Dec 2022	Credit Union Australia Ltd t/as Great Southern Bank	AU3FN0073961	1 Dec 2025	2 Jun 2025	5.70		Quarterly	FRN	Moody's Baa1	3,500,000.00	3,500,000.00	3,535,945.00
LC112609	20 Sep 2021	Bendigo & Adelaide Bank Ltd	AU3FN0057634	2 Dec 2025	2 Jun 2025	4.64		Quarterly	FRN	S&P A-	35,500,000.00	35,500,000.00	35,623,185.00
LC157906	6 Dec 2022	QPCU LTD t/a QBANK	AU3FN0073979	6 Dec 2025	6 Jun 2025	5.87		Quarterly	FRN	S&P BBB-	10,000,000.00	10,000,000.00	10,102,100.00
LX105597	19 Apr 2021	Macquarie Bank Ltd	AU3FN0057709	9 Dec 2025	9 Jun 2025	4.59		Quarterly	FRN	S&P A+	20,000,000.00	20,000,000.00	20,057,600.00
LX229252	12 Dec 2024	Auswide Bank Limited		11 Dec 2025	11 Dec 2025	5.10		Maturity	TD	Moody's ST P-2	5,000,000.00	5,000,000.00	5,076,150.70
LX225654	28 Nov 2024	ING Bank Australia Limited		19 Dec 2025	19 Dec 2025	5.11		Maturity	TD	S&P A	5,000,000.00	5,000,000.00	5,086,100.00
LC223316	7 Nov 2024	ING Bank Australia Limited		19 Dec 2025	7 Nov 2025	5.10		Semi Annual	TD	S&P A	5,000,000.00	5,000,000.00	5,100,602.75
LX225655	28 Nov 2024	ING Bank Australia Limited		24 Dec 2025	24 Dec 2025	5.11		Maturity	TD	S&P A	5,000,000.00	5,000,000.00	5,086,100.00
LC223317	7 Nov 2024	ING Bank Australia Limited		7 Jan 2026	7 Nov 2025	5.10		Semi Annual	TD	S&P A	5,000,000.00	5,000,000.00	5,100,602.75
LX230778	8 Jan 2025	Defence Bank Ltd		14 Jan 2026	14 Jan 2026	5.00		Maturity	TD	S&P BBB+	5,000,000.00	5,000,000.00	5,056,164.40
LC225657	28 Nov 2024	Rabobank Australia Ltd		28 Jan 2026	28 Jan 2026	5.10		Maturity	TD	S&P A+	5,000,000.00	5,000,000.00	5,085,931.50
LX234188	13 Feb 2025	Bank of China Limited, Sydney Branch		18 Feb 2026	18 Feb 2026	4.77		Maturity	TD	Moody's A1	5,000,000.00	5,000,000.00	5,030,057.55
LC217990	11 Sep 2024	Rabobank Australia Ltd		18 Feb 2026	11 Sep 2025	4.85		Annual	TD	S&P A+	5,000,000.00	5,000,000.00	5,133,541.10
LC188379	11 Dec 2023	Members Banking Group Limited t/as RACQ Bank	AU3FN0075453	24 Feb 2026	26 May 2025	5.63		Quarterly	FRN	Moody's Baa1	6,500,000.00	6,500,000.00	6,567,600.00



Investment Report Pack
 Central Coast Council
 1 March 2025 to 31 March 2025

Latest Deal Code	Latest Deal Settlement Date	Issuer	ISIN	WAL / Interim Maturity Date	Next Coupon Date	Coupon Rate/Latest Yield	Coupon Frequency	Security Type	Security Rating	Face Value Notional	Current Face Value Notional	Market Value
LC112608	20 Sep 2021	Suncorp Bank (Norfina Ltd) - Subsidiary of ANZ	AU3FN0058343	24 Feb 2026	26 May 2025	4.58	Quarterly	FRN	S&P AA-	5,000,000.00	5,000,000.00	5,020,150.00
LX234189	13 Feb 2025	Bank of China Limited, Sydney Branch		25 Feb 2026	25 Feb 2026	4.77	Maturity	TD	Moody's A1	5,000,000.00	5,000,000.00	5,030,057.55
LC103543	11 Mar 2021	UBS Australia Ltd	AU3FN0058608	26 Feb 2026	26 May 2025	4.62	Quarterly	FRN	Moody's Aa3	18,800,000.00	18,800,000.00	18,878,208.00
LC103141	4 Mar 2021	Newcastle Greater Mutual Group Ltd	AU3FN0058699	4 Mar 2026	4 Jun 2025	4.75	Quarterly	FRN	S&P BBB+	1,000,000.00	1,000,000.00	1,002,080.00
LC164300	17 Mar 2023	Auswide Bank Limited	AU3FN0076352	17 Mar 2026	17 Jun 2025	5.61	Quarterly	FRN	Moody's Baa2	4,500,000.00	4,500,000.00	4,524,480.00
LC105450	22 Apr 2021	Credit Union Australia Ltd t/as Great Southern Bank	AU3FN0059721	22 Apr 2026	22 Apr 2025	5.01	Quarterly	FRN	Moody's Baa1	11,000,000.00	11,000,000.00	11,093,830.00
LC109088	9 Jul 2021	Bank of Queensland Ltd	AU3FN0060406	6 May 2026	6 May 2025	4.84	Quarterly	FRN	S&P A-	5,000,000.00	5,000,000.00	5,033,950.00
LC225658	28 Nov 2024	Rabobank Australia Ltd		20 May 2026	20 May 2026	5.10	Maturity	TD	S&P A+	5,000,000.00	5,000,000.00	5,085,931.50
LC169762	16 Jun 2023	QPCU LTD t/a QBANK	AU3FN0078895	16 Jun 2026	16 Jun 2025	5.81	Quarterly	FRN	S&P BBB-	4,500,000.00	4,500,000.00	4,553,640.00
LC137828	1 Apr 2022	Teachers Mutual Bank Ltd	AU3FN0061016	16 Jun 2026	16 Jun 2025	4.79	Quarterly	FRN	Moody's Baa1	1,700,000.00	1,700,000.00	1,701,292.00
LC109586	23 Jul 2021	Bendigo & Adelaide Bank Ltd	AU3FN0061081	18 Jun 2026	18 Jun 2025	4.76	Quarterly	FRN	S&P A-	15,300,000.00	15,300,000.00	15,329,070.00
LX109029	8 Jul 2021	Bank of Queensland Ltd		8 Jul 2026	8 Apr 2025	4.96	Quarterly	FRD	Moody's A3	5,000,000.00	5,000,000.00	5,055,693.75
LX109587	22 Jul 2021	Bank of Queensland Ltd		22 Jul 2026	22 Apr 2025	4.91	Quarterly	FRD	Moody's A3	3,000,000.00	3,000,000.00	3,027,458.40
LC234191	13 Feb 2025	Rabobank Australia Ltd		5 Aug 2026	13 Feb 2026	4.78	Annual	TD	S&P A+	5,000,000.00	5,000,000.00	5,030,120.55
LC234192	13 Feb 2025	Rabobank Australia Ltd		19 Aug 2026	13 Feb 2026	4.73	Annual	TD	S&P A+	5,000,000.00	5,000,000.00	5,029,805.50
LC112610	20 Sep 2021	National Australia Bank Ltd	AU3FN0062659	24 Aug 2026	26 May 2025	4.54	Quarterly	FRN	S&P AA-	7,000,000.00	7,000,000.00	7,025,760.00
LC113804	15 Oct 2021	Suncorp Bank (Norfina Ltd) - Subsidiary of ANZ	AU3FN0062964	15 Sep 2026	16 Jun 2025	4.59	Quarterly	FRN	S&P AA-	12,900,000.00	12,900,000.00	12,906,579.00
LC180295	18 Sep 2023	QPCU LTD t/a QBANK	AU3FN0081295	18 Sep 2026	18 Jun 2025	5.76	Quarterly	FRN	S&P BBB-	9,500,000.00	9,500,000.00	9,620,935.00
LC180163	20 Sep 2023	Illawarra Credit Union Ltd	AU3FN0081287	21 Sep 2026	23 Jun 2025	5.81	Quarterly	FRN	S&P BBB-	9,000,000.00	9,000,000.00	9,013,860.00
LC190930	23 Jan 2024	Credit Union Australia Ltd t/as Great Southern Bank	AU3FN0084299	23 Oct 2026	23 Apr 2025	5.93	Quarterly	FRN	Moody's Baa1	2,500,000.00	2,500,000.00	2,555,250.00
LX116445	17 Dec 2021	Bank of Queensland Ltd	AU3FN0063764	27 Oct 2026	28 Apr 2025	5.09	Quarterly	FRN	S&P A-	22,000,000.00	22,000,000.00	22,216,040.00
LX185851	17 Nov 2023	Police Bank Ltd	AU3FN0083028	17 Nov 2026	19 May 2025	5.72	Quarterly	FRN	S&P BBB+	5,000,000.00	5,000,000.00	5,070,700.00
LC187340	1 Dec 2023	QPCU LTD t/a QBANK	AU3FN0083549	1 Dec 2026	2 Jun 2025	5.77	Quarterly	FRN	S&P BBB-	10,000,000.00	10,000,000.00	10,159,200.00
LC111486	26 Aug 2021	Northern Territory Treasury Corporation		15 Dec 2026	15 Jun 2025	1.40	Semi Annual	Fixed	Moody's Aa3	5,000,000.00	5,000,000.00	5,020,350.00
LC116992	14 Jan 2022	Commonwealth Bank of Australia Ltd	AU3FN0065579	14 Jan 2027	14 Apr 2025	5.04	Quarterly	FRN	S&P AA-	6,500,000.00	6,500,000.00	6,587,685.00
LC117127	25 Jan 2022	Suncorp Bank (Norfina Ltd) - Subsidiary of ANZ	AU3FN0065694	25 Jan 2027	28 Apr 2025	5.07	Quarterly	FRN	S&P AA-	13,000,000.00	13,000,000.00	13,141,830.00
LC117174	25 Jan 2022	Westpac Banking Corporation Ltd	AU3FN0065702	25 Jan 2027	28 Apr 2025	4.99	Quarterly	FRN	S&P AA-	16,000,000.00	16,000,000.00	16,185,120.00
LC209063	17 Jun 2024	Bank of Queensland Ltd	AU3CB0296168	27 Jan 2027	27 Jul 2025	4.70	Semi Annual	Fixed	S&P A-	5,000,000.00	5,000,000.00	5,051,500.00
LX232795	30 Jan 2025	Australian Military Bank Limited		3 Feb 2027	3 Feb 2027	4.85	Maturity	TD	Moody's Baa1	5,000,000.00	5,000,000.00	5,039,863.00
LC181165	29 Sep 2023	Credit Union Australia Ltd t/as Great Southern Bank	AU3FN0074787	9 Feb 2027	9 May 2025	5.85	Quarterly	FRN	Moody's Baa1	12,500,000.00	12,500,000.00	12,765,125.00
LX232796	30 Jan 2025	Australian Military Bank Limited		10 Feb 2027	10 Feb 2027	4.85	Maturity	TD	Moody's Baa1	5,000,000.00	5,000,000.00	5,039,863.00
LX190938	19 Jan 2024	Newcastle Greater Mutual Group Ltd	AU3FN0066221	10 Feb 2027	12 May 2025	5.20	Quarterly	FRN	S&P BBB+	13,100,000.00	13,100,000.00	13,196,678.00



Investment Report Pack
Central Coast Council
1 March 2025 to 31 March 2025

Latest Deal Code	Latest Deal Settlement Date	Issuer	ISIN	WAL / Interim Maturity Date	Next Coupon Date	Coupon Rate	Latest Yield	Coupon Frequency	Security Type	Security Rating	Face Value Notional	Current Face Value Notional	Market Value
LC169102	2 Jun 2023	Bank Australia Limited	AU3FN0075461	22 Feb 2027	22 May 2025	5.68		Quarterly	FRN	S&P BBB+	9,250,000.00	9,250,000.00	9,373,857.50
LX242437	4 Mar 2025	G&C Mutual Bank Limited t/as Unity Bank & Reliance Bank		10 Mar 2027	10 Mar 2026	4.70		Annual	TD	S&P BBB+	5,000,000.00	5,000,000.00	5,017,383.55
LC229251	16 Dec 2024	Auswide Bank Limited	AU3FN0086104	22 Mar 2027	23 Jun 2025	5.72		Quarterly	FRN	Moody's Baa2	2,750,000.00	2,750,000.00	2,769,690.00
LC213714	6 Aug 2024	Teachers Mutual Bank Ltd	AU3FN0089132	21 Jun 2027	23 Jun 2025	5.41		Quarterly	FRN	Moody's Baa1	10,000,000.00	10,000,000.00	10,096,600.00
LC229257	16 Dec 2024	AMP Bank Ltd	AU3FN0091674	13 Sep 2027	13 Jun 2025	5.39		Quarterly	FRN	S&P BBB+	24,000,000.00	24,000,000.00	24,129,600.00
LC234197	17 Feb 2025	Credit Union Australia Ltd t/as Great Southern Bank	AU3FN0093076	1 Nov 2027	1 May 2025	5.26		Quarterly	FRN	Moody's Baa1	5,000,000.00	5,000,000.00	5,044,450.00
LC229250	16 Dec 2024	Police Bank Ltd	AU3FN0093423	8 Nov 2027	8 May 2025	5.35		Quarterly	FRN	S&P BBB+	2,000,000.00	2,000,000.00	2,013,540.00
LC207926	3 Jun 2024	Bank Australia Limited	AU3FN0085031	21 Feb 2028	21 May 2025	5.84		Quarterly	FRN	S&P BBB+	10,000,000.00	10,000,000.00	10,182,800.00
LX242459	4 Mar 2025	G&C Mutual Bank Limited t/as Unity Bank & Reliance Bank		8 Mar 2028	9 Mar 2026	4.80		Annual	TD	S&P BBB+	5,000,000.00	5,000,000.00	5,017,753.40
LC243357	4 Mar 2025	Maitland Mutual Ltd t/as The Mutual Bank		15 Mar 2028	4 Mar 2026	4.75		Annual	TD	S&P BBB	5,000,000.00	5,000,000.00	5,017,568.50
LC243358	4 Mar 2025	Maitland Mutual Ltd t/as The Mutual Bank		22 Mar 2028	4 Mar 2026	4.75		Annual	TD	S&P BBB	5,000,000.00	5,000,000.00	5,017,568.50
LC167397	9 May 2023	Bank of Queensland Ltd	AU3FN0077798	9 May 2028	9 May 2025	5.40		Quarterly	COVERED FLO	S&P AAA	5,000,000.00	5,000,000.00	5,092,900.00
LC179277	6 Sep 2023	UBS Australia Ltd	AU3FN0077970	12 May 2028	12 May 2025	5.75		Quarterly	FRN	S&P A+	7,600,000.00	7,600,000.00	7,821,768.00
LC142120	15 Nov 2018	NSW Treasury Corporation	AU3SG0001878	15 Nov 2028	15 May 2025	3.00		Semi Annual	Fixed	Moody's Aaa	15,000,000.00	15,000,000.00	14,692,350.00
LC234194	13 Feb 2025	Rabobank Australia Ltd		14 Feb 2029	13 Feb 2026	5.04		Annual	TD	S&P A+	5,000,000.00	5,000,000.00	5,031,758.90
LC242475	4 Mar 2025	Rabobank Australia Ltd		7 Mar 2029	9 Mar 2026	4.87		Annual	TD	S&P A+	5,000,000.00	5,000,000.00	5,018,012.35
LC230779	8 Jan 2025	Rabobank Australia Ltd		9 Jan 2030	8 Jan 2026	5.03		Annual	TD	S&P A+	5,000,000.00	5,000,000.00	5,056,501.35
LC242496	6 Mar 2025	Newcastle Greater Mutual Group Ltd	AU3FN0094827	21 Jan 2030	22 Apr 2025	5.58		Quarterly	FRN	S&P BBB+	20,000,000.00	20,000,000.00	20,281,200.00
LC234196	13 Feb 2025	Rabobank Australia Ltd		13 Feb 2030	13 Feb 2026	5.15		Annual	TD	S&P A+	5,000,000.00	5,000,000.00	5,032,452.05
LC242489	4 Mar 2025	Rabobank Australia Ltd		27 Feb 2030	27 Feb 2026	5.00		Annual	TD	S&P A+	5,000,000.00	5,000,000.00	5,018,493.15
											800,435,281.71	800,435,281.71	810,694,214.24
Total											800,435,281.71	800,435,281.71	810,694,214.24

Coupon Rate is the full coupon rate at the next coupon date if that next coupon exists.



2. Interest and Distribution Income Received For 1 March 2025 to 31 March 2025

Security ISIN	Security	Issuer	Income Expense Code	Settlement Date	Face Value (Basis of Interest Calculation)	Consideration Notional	Income Type	Trading Book
	AMP At Call	AMP Bank Ltd	IEI416073	1 Mar 2025		24.97	Bank Interest	Central Coast Council
	CBA At Call	Commonwealth Bank of Australia Ltd	IEI416070	1 Mar 2025		27,198.92	Bank Interest	Central Coast Council
AU3FN0057634	BENAU 0.52 02 Dec 2025 FRN	Bendigo & Adelaide Bank Ltd	IEI415270	3 Mar 2025	35,500,000.00	438,639.95	Security Coupon Interest	Central Coast Council
AU3FN0073961	CUA 1.58 01 Dec 2025 FRN	Credit Union Australia Ltd t/as Great Southern Bank	IEI415271	3 Mar 2025	3,500,000.00	52,495.78	Security Coupon Interest	Central Coast Council
AU3FN0083549	Qld Police 1.65 01 Dec 2026 FRN	QPCU LTD t/a QBANK	IEI415272	3 Mar 2025	10,000,000.00	151,733.15	Security Coupon Interest	Central Coast Council
AU3FN0058699	NPBS 0.63 04 Mar 2026 FRN	Newcastle Greater Mutual Group Ltd	IEI415619	4 Mar 2025	1,000,000.00	12,458.71	Security Coupon Interest	Central Coast Council
	JUDO 5.25 05 Mar 2025 279DAY TD	Judo Bank	IEI362114	5 Mar 2025	5,000,000.00	200,650.68	Security Coupon Interest	Central Coast Council
AU3FN0073979	Qld Police 1.75 06 Dec 2025 FRN	QPCU LTD t/a QBANK	IEI415907	6 Mar 2025	10,000,000.00	152,284.93	Security Coupon Interest	Central Coast Council
AU3FN0069555	Auswide 1.3 10 Jun 2025 FRN	Auswide Bank Limited	IEI416106	10 Mar 2025	5,000,000.00	70,820.14	Security Coupon Interest	Central Coast Council
AU3FN0057709	MACQ 0.48 09 Dec 2025 FRN	Macquarie Bank Ltd	IEI422453	10 Mar 2025	20,000,000.00	245,311.07	Security Coupon Interest	Central Coast Council
	ING 5.11 12 Mar 2025 223DAY TD	ING Bank Australia Limited	IEI373234	12 Mar 2025	5,000,000.00	156,100.00	Security Coupon Interest	Central Coast Council
AU3FN0091674	AMP 1.27 13 Sep 2027 FRN	AMP Bank Ltd	IEI417982	13 Mar 2025	24,000,000.00	339,114.08	Security Coupon Interest	Central Coast Council
AU3FN0067393	Auswide 0.9 17 Mar 2025 FRN	Auswide Bank Limited	IEI419374	17 Mar 2025	5,000,000.00	66,151.23	Security Coupon Interest	Central Coast Council
AU3FN0076352	Auswide 1.5 17 Mar 2026 FRN	Auswide Bank Limited	IEI419375	17 Mar 2025	4,500,000.00	66,193.64	Security Coupon Interest	Central Coast Council
AU3FN0061024	MYS 0.65 16 Jun 2025 FRN	MyState Bank Ltd	IEI419371	17 Mar 2025	9,500,000.00	121,027.63	Security Coupon Interest	Central Coast Council
AU3FN0078895	Qld Police 1.7 16 Jun 2026 FRN	QPCU LTD t/a QBANK	IEI419376	17 Mar 2025	4,500,000.00	69,109.02	Security Coupon Interest	Central Coast Council
AU3FN0062964	SunBank 0.48 15 Sep 2026 FRN	Suncorp Bank (Norfinia Ltd) - Subsidiary of ANZ	IEI419373	17 Mar 2025	12,900,000.00	158,875.30	Security Coupon Interest	Central Coast Council
AU3FN0061016	TMB 0.68 16 Jun 2026 FRN	Teachers Mutual Bank Ltd	IEI419372	17 Mar 2025	1,700,000.00	21,784.73	Security Coupon Interest	Central Coast Council
AU3FN0081295	Qld Police 1.65 18 Sep 2026 FRN	QPCU LTD t/a QBANK	IEI420929	18 Mar 2025	9,500,000.00	143,312.05	Security Coupon Interest	Central Coast Council
AU3FN0061081	BENAU 0.65 18 Jun 2026 FRN	Bendigo & Adelaide Bank Ltd	IEI420928	19 Mar 2025	15,300,000.00	193,081.81	Security Coupon Interest	Central Coast Council
AU3FN0081287	CACU 1.7 21 Sep 2026 FRN	Illawarra Credit Union Ltd	IEI422163	21 Mar 2025	9,000,000.00	133,474.78	Security Coupon Interest	Central Coast Council
AU3SG0002025	NSWTC 1.25 20 Mar 2025 Fixed	NSW Treasury Corporation	IEI421895	21 Mar 2025	2,000,000.00	12,500.00	Security Coupon Interest	Central Coast Council
AU3FN0086104	Auswide 1.6 22 Mar 2027 FRN	Auswide Bank Limited	IEI422707	24 Mar 2025	2,750,000.00	41,488.71	Security Coupon Interest	Central Coast Council
AU3FN0089132	TMB 1.3 21 Jun 2027 FRN	Teachers Mutual Bank Ltd	IEI422164	24 Mar 2025	10,000,000.00	138,661.48	Security Coupon Interest	Central Coast Council
	P&NB 5.06 26 Mar 2025 196DAY TD	P&N Bank Ltd	IEI381042	26 Mar 2025	5,000,000.00	135,857.53	Security Coupon Interest	Central Coast Council
AU3CB0292480	JUDO 6.4 26 Sep 2025 Fixed	Judo Bank	IEI423908	27 Mar 2025	8,630,000.00	276,160.00	Security Coupon Interest	Central Coast Council
						3,424,510.29		



3. Acquisitions, Disposals and Maturities Between 1 March 2025 and 31 March 2025

Security	Issuer	Security ISIN	Deal Code	Acquisition/ Disposal	Transaction Date	Settlement Date	Face Value Original	Face Value Current	Bond Factor	Capital Price	Accrued Interest Price	Gross Price	Consideration Notional
CBA At Call	Commonwealth Bank of Australia Ltd		LC243353	Acquisition	1 Mar 2025	1 Mar 2025	27,198.92	27,198.92	1.00000000	100.000	0.000	100.000	27,198.92
CBA At Call	Commonwealth Bank of Australia Ltd		LC243354	Acquisition	1 Mar 2025	1 Mar 2025	3,300,000.00	3,300,000.00	1.00000000	100.000	0.000	100.000	3,300,000.00
AMP At Call	AMP Bank Ltd		LC243355	Acquisition	1 Mar 2025	1 Mar 2025	24.97	24.97	1.00000000	100.000	0.000	100.000	24.97
RABO 4.87 07 Mar 2029 1464DAY TD	Rabobank Australia Ltd		LC242475	Acquisition	4 Mar 2025	4 Mar 2025	5,000,000.00	5,000,000.00	1.00000000	100.000	0.000	100.000	5,000,000.00
RABO 5.27 Feb 2030 1821DAY TD	Rabobank Australia Ltd		LC242489	Acquisition	4 Mar 2025	4 Mar 2025	5,000,000.00	5,000,000.00	1.00000000	100.000	0.000	100.000	5,000,000.00
MMB 4.75 15 Mar 2028 1107DAY TD	Maitland Mutual Ltd t/as The Mutual Bank		LC243357	Acquisition	4 Mar 2025	4 Mar 2025	5,000,000.00	5,000,000.00	1.00000000	100.000	0.000	100.000	5,000,000.00
MMB 4.75 22 Mar 2028 1114DAY TD	Maitland Mutual Ltd t/as The Mutual Bank		LC243358	Acquisition	4 Mar 2025	4 Mar 2025	5,000,000.00	5,000,000.00	1.00000000	100.000	0.000	100.000	5,000,000.00
G&C MB 4.7 10 Mar 2027 736DAY TD	G&C Mutual Bank Limited t/as Unity Bank & Reliance Bank		LX242437	Acquisition	4 Mar 2025	4 Mar 2025	5,000,000.00	5,000,000.00	1.00000000	100.000	0.000	100.000	5,000,000.00
G&C MB 4.8 08 Mar 2028 1100DAY TD	G&C Mutual Bank Limited t/as Unity Bank & Reliance Bank		LX242459	Acquisition	4 Mar 2025	4 Mar 2025	5,000,000.00	5,000,000.00	1.00000000	100.000	0.000	100.000	5,000,000.00
JUDO 5.25 05 Mar 2025 279DAY TD	Judo Bank		LX207967	Maturity	5 Mar 2025		5,000,000.00	5,000,000.00	1.00000000	100.000	0.000	100.000	(5,000,000.00)
NPBS 1.25 21 Jan 2030 FRN	Newcastle Greater Mutual Group Ltd	AU3FN0094827	LC242496	Acquisition	4 Mar 2025	6 Mar 2025	10,000,000.00	10,000,000.00	1.00000000	100.890	0.673	101.563	10,156,300.00
ING 5.11 12 Mar 2025 223DAY TD	ING Bank Australia Limited		LX213685	Maturity	12 Mar 2025		5,000,000.00	5,000,000.00	1.00000000	100.000	0.000	100.000	(5,000,000.00)
Auswide 0.9 17 Mar 2025 FRN	Auswide Bank Limited	AU3FN0067393	LC136560	Maturity	17 Mar 2025		5,000,000.00	5,000,000.00	1.00000000	100.000	0.000	100.000	(5,000,000.00)
NSWTC 1.25 20 Mar 2025 Fixed	NSW Treasury Corporation	AU3SG0002025	LC141827	Maturity	20 Mar 2025		2,000,000.00	2,000,000.00	1.00000000	100.000	0.000	100.000	(2,000,000.00)
P&NB 5.06 26 Mar 2025 196DAY TD	P&N Bank Ltd		LX217991	Maturity	26 Mar 2025		5,000,000.00	5,000,000.00	1.00000000	100.000	0.000	100.000	(5,000,000.00)
													21,483,523.89

Notes

1. The maturity of 'MBS' type securities are excluded from the above list
2. At maturity, securities are assumed to be priced at capital price = 100, accrued interest = 0
3. To avoid misleading maturity data, the reporting period should start immediately after a month end and the reporting period should be kept small (e.g. 1 month).



4. Interest Income Accrued As At 31 March 2025

Latest Deal Code	Security	WAL / Interim Maturity Date	Issue Date	Prior Coupon Date	Next Coupon Date	Accrual Period (Days)	Coupon Rate	Franking Credit Rate	Coupon Frequency	Face Value Notional	Current Face Value Notional	Latest Purchase Consideration	Market Value	Accrued Interest
LC243355	AMP At Call	1 Apr 2025	31 Oct 2020	2 Feb 2023		788	3.8000		Nil	6,534.81	6,534.81	24.97	6,534.81	536.11
LC243354	CBA At Call	1 Apr 2025	31 Oct 2020	30 Sep 2023		548	4.1000		Nil	11,648,746.90	11,648,746.90	3,300,000.00	11,648,746.90	717,052.18
LC218029	BBA 4.95 03 Apr 2025 204DAY TD	3 Apr 2025	11 Sep 2024		3 Apr 2025	201	4.9500		Maturity	10,000,000.00	10,000,000.00	10,000,000.00	10,272,589.00	272,589.04
LX217993	Westpac 4.95 09 Apr 2025 210DAY TD	9 Apr 2025	11 Sep 2024		9 Apr 2025	201	4.9500		Maturity	5,000,000.00	5,000,000.00	5,000,000.00	5,136,294.50	136,294.52
LX207966	MMB 5.3 16 Apr 2025 321DAY TD	16 Apr 2025	30 May 2024		16 Apr 2025	305	5.3000		Maturity	5,000,000.00	5,000,000.00	5,000,000.00	5,221,438.35	221,438.36
LX217995	Westpac 4.95 23 Apr 2025 224DAY TD	23 Apr 2025	11 Sep 2024		23 Apr 2025	201	4.9500		Maturity	5,000,000.00	5,000,000.00	5,000,000.00	5,136,294.50	136,294.52
LX207930	NAB 5.25 30 Apr 2025 335DAY TD	30 Apr 2025	30 May 2024		30 Apr 2025	305	5.2500		Maturity	5,000,000.00	5,000,000.00	5,000,000.00	5,219,349.30	219,349.32
LC210137	RABO 5.32 07 May 2025 315DAY TD	7 May 2025	26 Jun 2024		7 May 2025	278	5.3200		Maturity	5,000,000.00	5,000,000.00	5,000,000.00	5,202,597.25	202,597.26
LC220907	RABO 5.08 14 May 2025 209DAY TD	14 May 2025	17 Oct 2024		14 May 2025	165	5.0800		Maturity	5,000,000.00	5,000,000.00	5,000,000.00	5,114,821.90	114,821.92
LC143209	Qld Police 1.35 19 May 2025 FRN	19 May 2025	17 May 2022	17 Feb 2025	19 May 2025	42	5.5240		Quarterly	5,000,000.00	5,000,000.00	5,000,000.00	5,035,900.00	31,781.92
LX207925	P&NB 5.35 30 May 2025 365DAY TD	30 May 2025	30 May 2024		30 May 2025	305	5.3500		Maturity	5,000,000.00	5,000,000.00	5,000,000.00	5,223,527.40	223,527.40
LX209073	CACU 5.4 04 Jun 2025 356DAY TD	4 Jun 2025	13 Jun 2024		4 Jun 2025	291	5.4000		Maturity	5,000,000.00	5,000,000.00	5,000,000.00	5,215,260.25	215,260.27
LC145373	Auswide 1.3 10 Jun 2025 FRN	10 Jun 2025	10 Jun 2022	10 Mar 2025	10 Jun 2025	21	5.4100		Quarterly	5,000,000.00	5,000,000.00	5,000,000.00	5,018,950.00	15,563.01
LC96637	BOQ 1.53 16 Jun 2025 1826DAY TD	16 Jun 2025	16 Jun 2020	16 Jun 2024	16 Jun 2025	288	1.5300		Annual	10,000,000.00	10,000,000.00	10,000,000.00	10,120,723.30	120,723.29
LC218001	RABO 5 16 Jun 2025 278DAY TD	16 Jun 2025	11 Sep 2024		16 Jun 2025	201	5.0000		Maturity	5,000,000.00	5,000,000.00	5,000,000.00	5,137,671.25	137,671.23
LC107738	MYS 0.65 16 Jun 2025 FRN	16 Jun 2025	16 Jun 2021	17 Mar 2025	16 Jun 2025	14	4.7637		Quarterly	9,500,000.00	9,500,000.00	9,500,000.00	9,514,440.00	17,358.14
LX229254	BOQ 5.15 19 Jun 2025 189DAY TD	19 Jun 2025	12 Dec 2024		19 Jun 2025	109	5.1500		Maturity	7,500,000.00	7,500,000.00	7,500,000.00	7,615,345.88	115,345.89
LC209232	P&NB 5.35 25 Jun 2025 376DAY TD	25 Jun 2025	14 Jun 2024		14 Jun 2025	290	5.3500		Semi Annual	5,000,000.00	5,000,000.00	5,000,000.00	5,212,534.25	212,534.25
LX213689	NAB 5.2 02 Jul 2025 335DAY TD	2 Jul 2025	1 Aug 2024		2 Jul 2025	242	5.2000		Maturity	5,000,000.00	5,000,000.00	5,000,000.00	5,172,383.55	172,383.56
LC210140	RABO 5.32 09 Jul 2025 378DAY TD	9 Jul 2025	26 Jun 2024		9 Jul 2025	278	5.3200		Maturity	5,000,000.00	5,000,000.00	5,000,000.00	5,202,597.25	202,597.26
LX229255	BOQ 5.11 10 Jul 2025 210DAY TD	10 Jul 2025	12 Dec 2024		10 Jul 2025	109	5.1100		Maturity	7,500,000.00	7,500,000.00	7,500,000.00	7,614,450.00	114,450.00
LC217987	RABO 5 15 Jul 2025 307DAY TD	15 Jul 2025	11 Sep 2024		15 Jul 2025	201	5.0000		Maturity	5,000,000.00	5,000,000.00	5,000,000.00	5,137,671.25	137,671.23
LC230773	AMP 5.1 16 Jul 2025 189DAY TD	16 Jul 2025	8 Jan 2025		16 Jul 2025	82	5.1000		Maturity	5,000,000.00	5,000,000.00	5,000,000.00	5,057,287.65	57,287.67
LX209090	G&C MB 5.35 16 Jul 2025 398DAY TD	16 Jul 2025	13 Jun 2024		16 Jul 2025	291	5.3500		Maturity	5,000,000.00	5,000,000.00	5,000,000.00	5,213,267.10	213,267.12
LX229258	CUA 5.16 17 Jul 2025 217DAY TD	17 Jul 2025	12 Dec 2024		17 Jul 2025	109	5.1600		Maturity	5,000,000.00	5,000,000.00	5,000,000.00	5,077,046.60	77,046.58
LX213692	NAB 5.2 23 Jul 2025 356DAY TD	23 Jul 2025	1 Aug 2024		23 Jul 2025	242	5.2000		Maturity	5,000,000.00	5,000,000.00	5,000,000.00	5,172,383.55	172,383.56
LX229259	CUA 5.16 24 Jul 2025 224DAY TD	24 Jul 2025	12 Dec 2024		24 Jul 2025	109	5.1600		Maturity	5,000,000.00	5,000,000.00	5,000,000.00	5,077,046.60	77,046.58
LC100329	UBS Aust 1.2 30 Jul 2025 Fixed	30 Jul 2025	30 Jul 2020	30 Jan 2025	30 Jul 2025	60	1.2000		Semi Annual	4,000,000.00	4,000,000.00	4,120,240.00	3,964,440.00	7,890.41
LC104737	UBS Aust 0.87 30 Jul 2025 FRN	30 Jul 2025	30 Jul 2020	30 Jan 2025	30 Apr 2025	60	5.1253		Quarterly	10,000,000.00	10,000,000.00	5,083,750.00	10,098,500.00	84,251.51
LC210145	RABO 5.32 06 Aug 2025 406DAY TD	6 Aug 2025	26 Jun 2024		6 Aug 2025	278	5.3200		Maturity	5,000,000.00	5,000,000.00	5,000,000.00	5,202,597.25	202,597.26
LC223234	BBA 5.15 13 Aug 2025 279DAY TD	13 Aug 2025	7 Nov 2024		13 Aug 2025	144	5.1500		Maturity	5,000,000.00	5,000,000.00	5,000,000.00	5,101,589.05	101,589.04
LX209091	G&C MB 5.35 20 Aug 2025 433DAY TD	20 Aug 2025	13 Jun 2024		20 Aug 2025	291	5.3500		Maturity	5,000,000.00	5,000,000.00	5,000,000.00	5,213,267.10	213,267.12
LC223235	BBA 5.15 27 Aug 2025 293DAY TD	27 Aug 2025	7 Nov 2024		27 Aug 2025	144	5.1500		Maturity	5,000,000.00	5,000,000.00	5,000,000.00	5,101,589.05	101,589.04



Investment Report Pack
Central Coast Council
1 March 2025 to 31 March 2025

Latest Deal Code	Security	WAL / Interim Maturity Date	Issue Date	Prior Coupon Date	Next Coupon Date	Accrual Period (Days)	Coupon Rate	Franking Credit Rate	Coupon Frequency	Face Value Notional	Current Face Value Notional	Latest Purchase Consideration	Market Value	Accrued Interest
LX225649	DFB 5.09 03 Sep 2025 279DAY TD	3 Sep 2025	28 Nov 2024		3 Sep 2025	123	5.0900		Maturity	5,000,000.00	5,000,000.00	5,000,000.00	5,085,763.00	85,763.01
LC218018	ING 4.95 10 Sep 2025 364DAY TD	10 Sep 2025	11 Sep 2024		10 Sep 2025	201	4.9500		Maturity	5,000,000.00	5,000,000.00	5,000,000.00	5,136,294.50	136,294.52
LX209092	G&C MB 5.35 17 Sep 2025 461DAY TD	17 Sep 2025	13 Jun 2024		17 Sep 2025	291	5.3500		Maturity	5,000,000.00	5,000,000.00	5,000,000.00	5,213,267.10	213,267.12
LC190925	JUDO 6.4 26 Sep 2025 Fixed	26 Sep 2025	26 Sep 2022	26 Mar 2025	26 Sep 2025	5	6.4000		Semi Annual	8,630,000.00	8,630,000.00	3,705,830.70	8,651,920.20	7,566.03
LC230775	AMP 5.05 01 Oct 2025 266DAY TD	1 Oct 2025	8 Jan 2025		1 Oct 2025	82	5.0500		Maturity	5,000,000.00	5,000,000.00	5,000,000.00	5,056,726.05	56,726.03
LX230777	Auswide 5 08 Oct 2025 273DAY TD	8 Oct 2025	8 Jan 2025		8 Oct 2025	82	5.0000		Maturity	5,000,000.00	5,000,000.00	5,000,000.00	5,056,164.40	56,164.38
LX220905	ING 5.03 08 Oct 2025 356DAY TD	8 Oct 2025	17 Oct 2024		8 Oct 2025	165	5.0300		Maturity	5,000,000.00	5,000,000.00	5,000,000.00	5,113,691.80	113,691.78
LC155063	MYS 1.3 13 Oct 2025 FRN	13 Oct 2025	13 Oct 2022	13 Jan 2025	14 Apr 2025	77	5.6397		Quarterly	10,000,000.00	10,000,000.00	10,000,000.00	10,144,200.00	118,974.49
LX220906	ING 5.03 22 Oct 2025 370DAY TD	22 Oct 2025	17 Oct 2024		22 Oct 2025	165	5.0300		Maturity	5,000,000.00	5,000,000.00	5,000,000.00	5,113,691.80	113,691.78
LC181158	TMB 1.5 28 Oct 2025 FRN	28 Oct 2025	28 Oct 2022	28 Jan 2025	28 Apr 2025	62	5.7903		Quarterly	2,000,000.00	2,000,000.00	2,033,180.00	2,029,520.00	19,671.16
LC188385	Auswide 1.5 07 Nov 2025 FRN	7 Nov 2025	7 Nov 2022	7 Feb 2025	7 May 2025	52	5.7100		Quarterly	9,750,000.00	9,750,000.00	2,518,275.00	9,853,252.50	79,314.25
LC223313	ING 5.1 12 Nov 2025 370DAY TD	12 Nov 2025	7 Nov 2024		7 Nov 2025	144	5.1000		Semi Annual	5,000,000.00	5,000,000.00	5,000,000.00	5,100,602.75	100,602.74
LC208078	BVIC 5.25 19 Nov 2025 538DAY TD	19 Nov 2025	30 May 2024		19 Nov 2025	305	5.2500		Maturity	5,000,000.00	5,000,000.00	5,000,000.00	5,219,349.30	219,349.32
LC223315	ING 5.1 26 Nov 2025 384DAY TD	26 Nov 2025	7 Nov 2024		7 Nov 2025	144	5.1000		Semi Annual	5,000,000.00	5,000,000.00	5,000,000.00	5,100,602.75	100,602.74
LC157929	CUA 1.58 01 Dec 2025 FRN	1 Dec 2025	1 Dec 2022	3 Mar 2025	2 Jun 2025	28	5.6953		Quarterly	3,500,000.00	3,500,000.00	3,500,000.00	3,535,945.00	15,291.49
LC112609	BENAU 0.52 02 Dec 2025 FRN	2 Dec 2025	2 Dec 2020	3 Mar 2025	2 Jun 2025	28	4.6353		Quarterly	35,500,000.00	35,500,000.00	4,512,240.00	35,623,185.00	126,232.55
LC157906	Qld Police 1.75 06 Dec 2025 FRN	6 Dec 2025	6 Dec 2022	6 Mar 2025	6 Jun 2025	25	5.8682		Quarterly	10,000,000.00	10,000,000.00	10,000,000.00	10,102,100.00	40,193.15
LX105597	MACQ 0.48 09 Dec 2025 FRN	9 Dec 2025	9 Dec 2020	10 Mar 2025	9 Jun 2025	21	4.5900		Quarterly	20,000,000.00	20,000,000.00	9,979,100.00	20,057,600.00	52,816.44
LX229252	Auswide 5.1 11 Dec 2025 364DAY TD	11 Dec 2025	12 Dec 2024		11 Dec 2025	109	5.1000		Maturity	5,000,000.00	5,000,000.00	5,000,000.00	5,076,150.70	76,150.68
LX225654	ING 5.11 19 Dec 2025 386DAY TD	19 Dec 2025	28 Nov 2024		19 Dec 2025	123	5.1100		Maturity	5,000,000.00	5,000,000.00	5,000,000.00	5,086,100.00	86,100.00
LC223316	ING 5.1 19 Dec 2025 407DAY TD	19 Dec 2025	7 Nov 2024		7 Nov 2025	144	5.1000		Semi Annual	5,000,000.00	5,000,000.00	5,000,000.00	5,100,602.75	100,602.74
LX225655	ING 5.11 24 Dec 2025 391DAY TD	24 Dec 2025	28 Nov 2024		24 Dec 2025	123	5.1100		Maturity	5,000,000.00	5,000,000.00	5,000,000.00	5,086,100.00	86,100.00
LC223317	ING 5.1 07 Jan 2026 426DAY TD	7 Jan 2026	7 Nov 2024		7 Nov 2025	144	5.1000		Semi Annual	5,000,000.00	5,000,000.00	5,000,000.00	5,100,602.75	100,602.74
LX230778	DFB 5.14 Jan 2026 371DAY TD	14 Jan 2026	8 Jan 2025		14 Jan 2026	82	5.0000		Maturity	5,000,000.00	5,000,000.00	5,000,000.00	5,056,164.40	56,164.38
LC225657	RABO 5.1 28 Jan 2026 426DAY TD	28 Jan 2026	28 Nov 2024		28 Jan 2026	123	5.1000		Maturity	5,000,000.00	5,000,000.00	5,000,000.00	5,085,931.50	85,931.51
LX234188	BOCSYD 4.77 18 Feb 2026 370DAY TD	18 Feb 2026	13 Feb 2025		18 Feb 2026	46	4.7700		Maturity	5,000,000.00	5,000,000.00	5,000,000.00	5,030,057.55	30,057.53
LC217990	RABO 4.85 18 Feb 2026 525DAY TD	18 Feb 2026	11 Sep 2024		11 Sep 2025	201	4.8500		Annual	5,000,000.00	5,000,000.00	5,000,000.00	5,133,541.10	133,541.10
LC188379	RACB 1.5 24 Feb 2026 FRN	24 Feb 2026	24 Feb 2023	24 Feb 2025	26 May 2025	35	5.6287		Quarterly	6,500,000.00	6,500,000.00	2,758,855.00	6,567,600.00	35,082.99
LC112608	SunBank 0.45 24 Feb 2026 FRN	24 Feb 2026	24 Feb 2021	24 Feb 2025	26 May 2025	35	4.5787		Quarterly	5,000,000.00	5,000,000.00	5,010,350.00	5,020,150.00	21,952.67
LX234189	BOCSYD 4.77 25 Feb 2026 377DAY TD	25 Feb 2026	13 Feb 2025		25 Feb 2026	46	4.7700		Maturity	5,000,000.00	5,000,000.00	5,000,000.00	5,030,057.55	30,057.53
LC103543	UBS Aust 0.5 26 Feb 2026 FRN	26 Feb 2026	26 Feb 2021	26 Feb 2025	26 May 2025	33	4.6172		Quarterly	18,800,000.00	18,800,000.00	12,013,800.00	18,878,208.00	78,479.75
LC103141	NPBS 0.63 04 Mar 2026 FRN	4 Mar 2026	4 Mar 2021	4 Mar 2025	4 Jun 2025	27	4.7464		Quarterly	1,000,000.00	1,000,000.00	1,002,420.00	1,002,080.00	3,511.04
LC164300	Auswide 1.5 17 Mar 2026 FRN	17 Mar 2026	17 Mar 2023	17 Mar 2025	17 Jun 2025	14	5.6137		Quarterly	4,500,000.00	4,500,000.00	4,500,000.00	4,524,480.00	9,689.40
LC105450	CUA 0.68 22 Apr 2026 FRN	22 Apr 2026	22 Apr 2021	22 Jan 2025	22 Apr 2025	68	5.0129		Quarterly	11,000,000.00	11,000,000.00	11,000,000.00	11,093,830.00	102,730.12



Investment Report Pack
Central Coast Council
1 March 2025 to 31 March 2025

Latest Deal Code	Security	WAL / Interim Maturity Date	Issue Date	Prior Coupon Date	Next Coupon Date	Accrual Period (Days)	Coupon Rate	Franking Credit Rate	Coupon Frequency	Face Value Notional	Current Face Value Notional	Latest Purchase Consideration	Market Value	Accrued Interest
LC109088	BOQ 0.63 06 May 2026 FRN	6 May 2026	6 May 2021	6 Feb 2025	6 May 2025	53	4.8400		Quarterly	5,000,000.00	5,000,000.00	5,026,950.00	5,033,950.00	35,139.73
LC225658	RABO 5.1 20 May 2026 538DAY TD	20 May 2026	28 Nov 2024		20 May 2026	123	5.1000		Maturity	5,000,000.00	5,000,000.00	5,000,000.00	5,085,931.50	85,931.51
LC169762	Qld Police 1.7 16 Jun 2026 FRN	16 Jun 2026	16 Jun 2023	17 Mar 2025	16 Jun 2025	14	5.8137		Quarterly	4,500,000.00	4,500,000.00	4,500,000.00	4,553,640.00	10,034.61
LC137828	TMB 0.68 16 Jun 2026 FRN	16 Jun 2026	16 Jun 2021	17 Mar 2025	16 Jun 2025	14	4.7937		Quarterly	1,700,000.00	1,700,000.00	1,674,194.00	1,701,292.00	3,125.76
LC109586	BENAU 0.65 18 Jun 2026 FRN	18 Jun 2026	18 Jun 2021	18 Mar 2025	18 Jun 2025	13	4.7625		Quarterly	15,300,000.00	15,300,000.00	3,019,110.00	15,329,070.00	25,952.36
LX109029	BOQ 0.58 08 Jul 2026 1826DAY FRD	8 Jul 2026	8 Jul 2021	8 Jan 2025	8 Apr 2025	82	4.9581		Quarterly	5,000,000.00	5,000,000.00	5,000,000.00	5,055,693.75	55,693.73
LX109587	BOQ 0.58 22 Jul 2026 1826DAY FRD	22 Jul 2026	22 Jul 2021	22 Jan 2025	22 Apr 2025	68	4.9129		Quarterly	3,000,000.00	3,000,000.00	3,000,000.00	3,027,458.40	27,458.40
LC234191	RABO 4.78 05 Aug 2026 538DAY TD	5 Aug 2026	13 Feb 2025		13 Feb 2026	46	4.7800		Annual	5,000,000.00	5,000,000.00	5,000,000.00	5,030,120.55	30,120.55
LC234192	RABO 4.73 19 Aug 2026 552DAY TD	19 Aug 2026	13 Feb 2025		13 Feb 2026	46	4.7300		Annual	5,000,000.00	5,000,000.00	5,000,000.00	5,029,805.50	29,805.48
LC112610	NAB 0.41 24 Aug 2026 FRN	24 Aug 2026	24 Aug 2021	24 Feb 2025	26 May 2025	35	4.5387		Quarterly	7,000,000.00	7,000,000.00	7,012,180.00	7,025,760.00	30,465.25
LC113804	SunBank 0.48 15 Sep 2026 FRN	15 Sep 2026	15 Sep 2021	17 Mar 2025	16 Jun 2025	14	4.5937		Quarterly	12,900,000.00	12,900,000.00	9,989,800.00	12,906,579.00	22,729.38
LC180295	Qld Police 1.65 18 Sep 2026 FRN	18 Sep 2026	18 Sep 2023	18 Mar 2025	18 Jun 2025	13	5.7625		Quarterly	9,500,000.00	9,500,000.00	9,500,000.00	9,620,935.00	19,497.77
LC180163	CACU 1.7 21 Sep 2026 FRN	21 Sep 2026	20 Sep 2023	21 Mar 2025	23 Jun 2025	10	5.8100		Quarterly	9,000,000.00	9,000,000.00	9,000,000.00	9,013,860.00	14,326.03
LC190930	CUA 1.6 23 Oct 2026 FRN	23 Oct 2026	23 Jan 2024	23 Jan 2025	23 Apr 2025	67	5.9285		Quarterly	2,500,000.00	2,500,000.00	2,506,975.00	2,555,250.00	27,206.13
LC116445	BOQ 0.8 27 Oct 2026 FRN	27 Oct 2026	27 Oct 2021	28 Jan 2025	28 Apr 2025	62	5.0903		Quarterly	22,000,000.00	22,000,000.00	15,059,400.00	22,216,040.00	190,223.81
LX185851	PCU 1.55 17 Nov 2026 FRN	17 Nov 2026	17 Nov 2023	17 Feb 2025	19 May 2025	42	5.7240		Quarterly	5,000,000.00	5,000,000.00	5,000,000.00	5,070,700.00	32,932.60
LC187340	Qld Police 1.65 01 Dec 2026 FRN	1 Dec 2026	1 Dec 2023	3 Mar 2025	2 Jun 2025	28	5.7653		Quarterly	10,000,000.00	10,000,000.00	10,000,000.00	10,159,200.00	44,226.96
LC111486	NTTC 1.4 15 Dec 2026 - Issued 26 August 2021 - CCC Fixed	15 Dec 2026	26 Aug 2021	15 Dec 2024	15 Jun 2025	106	1.4000		Semi Annual	5,000,000.00	5,000,000.00	5,000,000.00	5,020,350.00	20,328.77
LC116992	CBA 0.7 14 Jan 2027 FRN	14 Jan 2027	14 Jan 2022	14 Jan 2025	14 Apr 2025	76	5.0411		Quarterly	6,500,000.00	6,500,000.00	6,500,000.00	6,587,685.00	68,227.49
LC117127	SunBank 0.78 25 Jan 2027 FRN	25 Jan 2027	25 Jan 2022	28 Jan 2025	28 Apr 2025	62	5.0703		Quarterly	13,000,000.00	13,000,000.00	13,000,000.00	13,141,830.00	111,963.34
LC117174	Westpac 0.7 25 Jan 2027 FRN	25 Jan 2027	25 Jan 2022	28 Jan 2025	28 Apr 2025	62	4.9903		Quarterly	16,000,000.00	16,000,000.00	16,000,000.00	16,185,120.00	135,626.78
LC209063	BOQ 4.7 27 Jan 2027 Fixed	27 Jan 2027	27 Jan 2023	27 Jan 2025	27 Jul 2025	63	4.7000		Semi Annual	5,000,000.00	5,000,000.00	5,039,500.00	5,051,500.00	40,561.64
LX232795	AMB 4.85 03 Feb 2027 734DAY TD	3 Feb 2027	30 Jan 2025		3 Feb 2027	60	4.8500		Maturity	5,000,000.00	5,000,000.00	5,000,000.00	5,039,863.00	39,863.01
LC181165	CUA 1.65 09 Feb 2027 FRN	9 Feb 2027	9 Feb 2023	10 Feb 2025	9 May 2025	49	5.8530		Quarterly	12,500,000.00	12,500,000.00	7,646,550.00	12,765,125.00	98,218.15
LX232796	AMB 4.85 10 Feb 2027 741DAY TD	10 Feb 2027	30 Jan 2025		10 Feb 2027	60	4.8500		Maturity	5,000,000.00	5,000,000.00	5,000,000.00	5,039,863.00	39,863.01
LX190938	NPBS 1 10 Feb 2027 FRN	10 Feb 2027	10 Feb 2022	10 Feb 2025	12 May 2025	49	5.2030		Quarterly	13,100,000.00	13,100,000.00	9,991,700.00	13,196,678.00	91,501.53
LC169102	BAL 1.55 22 Feb 2027 FRN	22 Feb 2027	22 Feb 2023	24 Feb 2025	22 May 2025	35	5.6787		Quarterly	9,250,000.00	9,250,000.00	4,287,995.00	9,373,857.50	50,369.29
LX242437	G&C MB 4.7 10 Mar 2027 736DAY TD	10 Mar 2027	4 Mar 2025		10 Mar 2026	27	4.7000		Annual	5,000,000.00	5,000,000.00	5,000,000.00	5,017,383.55	17,383.56
LC229251	Auswide 1.6 22 Mar 2027 FRN	22 Mar 2027	22 Mar 2024	24 Mar 2025	23 Jun 2025	7	5.7168		Quarterly	2,750,000.00	2,750,000.00	2,775,657.50	2,769,690.00	3,015.02
LC213714	TMB 1.3 21 Jun 2027 FRN	21 Jun 2027	21 Jun 2024	21 Mar 2025	23 Jun 2025	10	5.4100		Quarterly	10,000,000.00	10,000,000.00	10,114,900.00	10,096,600.00	14,821.92
LC229257	AMP 1.27 13 Sep 2027 FRN	13 Sep 2027	13 Sep 2024	13 Mar 2025	13 Jun 2025	18	5.3887		Quarterly	24,000,000.00	24,000,000.00	9,052,290.00	24,129,600.00	63,778.59
LC234197	CUA 1.03 01 Nov 2027 FRN	1 Nov 2027	1 Nov 2024	3 Feb 2025	1 May 2025	56	5.2649		Quarterly	5,000,000.00	5,000,000.00	5,031,800.00	5,044,450.00	40,388.27
LC229250	PCU 1.15 08 Nov 2027 FRN	8 Nov 2027	8 Nov 2024	10 Feb 2025	8 May 2025	49	5.3530		Quarterly	2,000,000.00	2,000,000.00	2,016,420.00	2,013,540.00	14,372.44
LC207926	BAL 1.7 21 Feb 2028 FRN	21 Feb 2028	21 Feb 2024	21 Feb 2025	21 May 2025	38	5.8423		Quarterly	10,000,000.00	10,000,000.00	10,114,700.00	10,182,800.00	60,823.95
LX242459	G&C MB 4.8 08 Mar 2028 1100DAY TD	8 Mar 2028	4 Mar 2025		9 Mar 2026	27	4.8000		Annual	5,000,000.00	5,000,000.00	5,000,000.00	5,017,753.40	17,753.42



Investment Report Pack
Central Coast Council
1 March 2025 to 31 March 2025

Latest Deal Code	Security	WAL / Interim Maturity Date	Issue Date	Prior Coupon Date	Next Coupon Date	Accrual Period (Days)	Coupon Rate	Franking Credit Rate	Coupon Frequency	Face Value Notional	Current Face Value Notional	Latest Purchase Consideration	Market Value	Accrued Interest
LC243357	MMB 4.75 15 Mar 2028 1107DAY TD	15 Mar 2028	4 Mar 2025		4 Mar 2026	27	4.7500		Annual	5,000,000.00	5,000,000.00	5,000,000.00	5,017,568.50	17,568.49
LC243358	MMB 4.75 22 Mar 2028 1114DAY TD	22 Mar 2028	4 Mar 2025		4 Mar 2026	27	4.7500		Annual	5,000,000.00	5,000,000.00	5,000,000.00	5,017,568.50	17,568.49
LC167397	BOQ 1.2 09 May 2028 COVEREDFLO	9 May 2028	9 May 2023	10 Feb 2025	9 May 2025	49	5.4030		Quarterly	5,000,000.00	5,000,000.00	5,022,250.00	5,092,900.00	36,266.71
LC179277	UBS Aust 1.55 12 May 2028 FRN	12 May 2028	12 May 2023	12 Feb 2025	12 May 2025	47	5.7539		Quarterly	7,600,000.00	7,600,000.00	5,090,950.00	7,821,768.00	56,309.40
LC142120	NSWTC 3 15 Nov 2028 Fixed	15 Nov 2028	15 Nov 2018	15 Nov 2024	15 May 2025	136	3.0000		Semi Annual	15,000,000.00	15,000,000.00	14,700,900.00	14,692,350.00	167,671.23
LC234194	RABO 5.04 14 Feb 2029 1462DAY TD	14 Feb 2029	13 Feb 2025		13 Feb 2026	46	5.0400		Annual	5,000,000.00	5,000,000.00	5,000,000.00	5,031,758.90	31,758.90
LC242475	RABO 4.87 07 Mar 2029 1464DAY TD	7 Mar 2029	4 Mar 2025		9 Mar 2026	27	4.8700		Annual	5,000,000.00	5,000,000.00	5,000,000.00	5,018,012.35	18,012.33
LC230779	RABO 5.03 09 Jan 2030 1827DAY TD	9 Jan 2030	8 Jan 2025		8 Jan 2026	82	5.0300		Annual	5,000,000.00	5,000,000.00	5,000,000.00	5,056,501.35	56,501.37
LC242496	NPBS 1.25 21 Jan 2030 FRN	21 Jan 2030	21 Jan 2025		22 Apr 2025	69	5.5823		Quarterly	20,000,000.00	20,000,000.00	10,156,300.00	20,281,200.00	211,056.82
LC234196	RABO 5.15 13 Feb 2030 1826DAY TD	13 Feb 2030	13 Feb 2025		13 Feb 2026	46	5.1500		Annual	5,000,000.00	5,000,000.00	5,000,000.00	5,032,452.05	32,452.05
LC242489	RABO 5 27 Feb 2030 1821DAY TD	27 Feb 2030	4 Mar 2025		27 Feb 2026	27	5.0000		Annual	5,000,000.00	5,000,000.00	5,000,000.00	5,018,493.15	18,493.15
										800,435,281.71	800,435,281.71		810,694,214.24	10,016,412.91

Notes:

1. Coupon Rate is the full coupon rate at the next coupon date if that next coupon exists.
2. Accrued Interest is calculated as Current Face Value x Coupon Rate (Adjusted by Franking Credit Rate) x (Days Since Prior Coupon or Issue Date / 365).
3. The accrued interest component of the Market Value does not consider the franking credit rate and is instead based upon market prices.
4. Immaterial differences in Accrued Interest and the accrued interest portion of Market Value may arise because Market Value is calculated using a rounded "price per 100" value.



5. Portfolio Valuation As At 31 March 2025

Security	Security Rating	ISIN	Face Value Original	Face Value Current	FI Cap Price/ Unit Price/ Share Price	Unit Count/ Share Count	Accrued Interest Price	Market Value	% Total Value	Running Yield	Weighted Running Yield
At Call Deposit											
AMP At Call	S&P BBB		6,534.81	6,534.81	100.000		0.000	6,534.81	0.00%	3.80%	
CBA At Call	S&P AA-		11,648,746.90	11,648,746.90	100.000		0.000	11,648,746.90	1.44%	4.10%	
			11,655,281.71	11,655,281.71				11,655,281.71	1.44%		4.10%
Covered Floating Bond											
BOQ 1.2 09 May 2028 COVEREDFLO	S&P AAA	AU3FN0077798	5,000,000.00	5,000,000.00	101.133		0.725	5,092,900.00	0.63%	5.38%	
			5,000,000.00	5,000,000.00				5,092,900.00	0.63%		5.38%
Fixed Rate Bond											
BOQ 4.7 27 Jan 2027 Fixed	S&P A-	AU3CB0296168	5,000,000.00	5,000,000.00	100.212		0.818	5,051,500.00	0.62%	4.75%	
JUDO 6.4 26 Sep 2025 Fixed	S&P BBB	AU3CB0292480	8,630,000.00	8,630,000.00	100.167		0.087	8,651,920.20	1.07%	6.36%	
NTTC 1.4 15 Dec 2026 - Issued 26 August 2021 - CCC Fixed	Moody's Aa3		5,000,000.00	5,000,000.00	100.000		0.407	5,020,350.00	0.62%	1.40%	
NSWTC 3 15 Nov 2028 Fixed	Moody's Aaa	AU3SG0001878	15,000,000.00	15,000,000.00	96.822		1.127	14,692,350.00	1.81%	3.06%	
UBS Aust 1.2 30 Jul 2025 Fixed	Moody's Aa3	AU3CB0273407	4,000,000.00	4,000,000.00	98.912		0.199	3,964,440.00	0.49%	1.17%	
			37,630,000.00	37,630,000.00				37,380,560.20	4.61%		3.62%
Floating Rate Deposit											
BOQ 0.58 08 Jul 2026 1826DAY FRD	S&P A-		5,000,000.00	5,000,000.00	100.000		1.114	5,055,693.75	0.62%	4.96%	
BOQ 0.58 22 Jul 2026 1826DAY FRD	S&P A-		3,000,000.00	3,000,000.00	100.000		0.915	3,027,458.40	0.37%	4.91%	
			8,000,000.00	8,000,000.00				8,083,152.15	1.00%		4.94%
Floating Rate Note											
AMP 1.27 13 Sep 2027 FRN	S&P BBB+	AU3FN0091674	24,000,000.00	24,000,000.00	100.274		0.266	24,129,600.00	2.98%	5.36%	
Auswide 1.3 10 Jun 2025 FRN	Moody's Baa2	AU3FN0069555	5,000,000.00	5,000,000.00	100.068		0.311	5,018,950.00	0.62%	5.41%	
Auswide 1.5 07 Nov 2025 FRN	Moody's Baa2	AU3FN0073037	9,750,000.00	9,750,000.00	100.246		0.813	9,853,252.50	1.22%	5.71%	
Auswide 1.5 17 Mar 2026 FRN	Moody's Baa2	AU3FN0076352	4,500,000.00	4,500,000.00	100.329		0.215	4,524,480.00	0.56%	5.61%	
Auswide 1.6 22 Mar 2027 FRN	Moody's Baa2	AU3FN0086104	2,750,000.00	2,750,000.00	100.606		0.110	2,769,690.00	0.34%	5.66%	
BAL 1.55 22 Feb 2027 FRN	S&P BBB+	AU3FN0075461	9,250,000.00	9,250,000.00	100.794		0.545	9,373,857.50	1.16%	5.64%	
BAL 1.7 21 Feb 2028 FRN	S&P BBB+	AU3FN0085031	10,000,000.00	10,000,000.00	101.220		0.608	10,182,800.00	1.26%	5.79%	
BOQ 0.63 06 May 2026 FRN	S&P A-	AU3FN0060406	5,000,000.00	5,000,000.00	99.976		0.703	5,033,950.00	0.62%	4.82%	
BOQ 0.8 27 Oct 2026 FRN	S&P A-	AU3FN0063764	22,000,000.00	22,000,000.00	100.117		0.865	22,216,040.00	2.74%	5.08%	
BENAU 0.52 02 Dec 2025 FRN	S&P A-	AU3FN0057634	35,500,000.00	35,500,000.00	99.991		0.356	35,623,185.00	4.39%	4.62%	
BENAU 0.65 18 Jun 2026 FRN	S&P A-	AU3FN0061081	15,300,000.00	15,300,000.00	100.020		0.170	15,329,070.00	1.89%	4.74%	
CBA 0.7 14 Jan 2027 FRN	S&P AA-	AU3FN0065579	6,500,000.00	6,500,000.00	100.299		1.050	6,587,685.00	0.81%	5.04%	
CUA 1.58 01 Dec 2025 FRN	Moody's Baa1	AU3FN0073961	3,500,000.00	3,500,000.00	100.590		0.437	3,535,945.00	0.44%	5.70%	
CUA 0.68 22 Apr 2026 FRN	Moody's Baa1	AU3FN0059721	11,000,000.00	11,000,000.00	99.919		0.934	11,093,830.00	1.37%	5.01%	



Investment Report Pack
Central Coast Council
1 March 2025 to 31 March 2025

Security	Security Rating	ISIN	Face Value Original	Face Value Current	Fl Cap Price/ Unit Price/ Share Price	Unit Count/ Share Count	Accrued Interest Price	Market Value	% Total Value	Running Yield	Weighted Running Yield
CUA 1.6 23 Oct 2026 FRN	Moody's Baa1	AU3FN0084299	2,500,000.00	2,500,000.00	101.122		1.088	2,555,250.00	0.32%	5.91%	
CUA 1.65 09 Feb 2027 FRN	Moody's Baa1	AU3FN0074787	12,500,000.00	12,500,000.00	101.335		0.786	12,765,125.00	1.57%	5.79%	
CUA 1.03 01 Nov 2027 FRN	Moody's Baa1	AU3FN0093076	5,000,000.00	5,000,000.00	100.081		0.808	5,044,450.00	0.62%	5.24%	
CACU 1.7 21 Sep 2026 FRN	S&P BBB-	AU3FN0081287	9,000,000.00	9,000,000.00	99.995		0.159	9,013,860.00	1.11%	5.81%	
MACQ 0.48 09 Dec 2025 FRN	S&P A+	AU3FN0057709	20,000,000.00	20,000,000.00	100.024		0.264	20,057,600.00	2.47%	4.60%	
RACB 1.5 24 Feb 2026 FRN	Moody's Baa1	AU3FN0075453	6,500,000.00	6,500,000.00	100.500		0.540	6,567,600.00	0.81%	5.63%	
MYS 0.65 16 Jun 2025 FRN	Moody's Baa2	AU3FN0061024	9,500,000.00	9,500,000.00	99.969		0.183	9,514,440.00	1.17%	4.76%	
MYS 1.3 13 Oct 2025 FRN	Moody's Baa2	AU3FN0072369	10,000,000.00	10,000,000.00	100.252		1.190	10,144,200.00	1.25%	5.64%	
NAB 0.41 24 Aug 2026 FRN	S&P AA-	AU3FN0062659	7,000,000.00	7,000,000.00	99.933		0.435	7,025,760.00	0.87%	4.53%	
NPBS 0.63 04 Mar 2026 FRN	S&P BBB+	AU3FN0058699	1,000,000.00	1,000,000.00	99.857		0.351	1,002,080.00	0.12%	4.73%	
NPBS 1 10 Feb 2027 FRN	S&P BBB+	AU3FN0066221	13,100,000.00	13,100,000.00	100.040		0.698	13,196,678.00	1.63%	5.25%	
NPBS 1.25 21 Jan 2030 FRN	S&P BBB+	AU3FN0094827	20,000,000.00	20,000,000.00	100.351		1.055	20,281,200.00	2.50%	5.54%	
PCU 1.55 17 Nov 2026 FRN	S&P BBB+	AU3FN0083028	5,000,000.00	5,000,000.00	100.755		0.659	5,070,700.00	0.63%	5.72%	
PCU 1.15 08 Nov 2027 FRN	S&P BBB+	AU3FN0093423	2,000,000.00	2,000,000.00	99.958		0.719	2,013,540.00	0.25%	5.34%	
Qld Police 1.35 19 May 2025 FRN	S&P BBB-	AU3FN0069175	5,000,000.00	5,000,000.00	100.082		0.636	5,035,900.00	0.62%	5.52%	
Qld Police 1.75 06 Dec 2025 FRN	S&P BBB-	AU3FN0073979	10,000,000.00	10,000,000.00	100.619		0.402	10,102,100.00	1.25%	5.87%	
Qld Police 1.7 16 Jun 2026 FRN	S&P BBB-	AU3FN0078895	4,500,000.00	4,500,000.00	100.969		0.223	4,553,640.00	0.56%	5.81%	
Qld Police 1.65 18 Sep 2026 FRN	S&P BBB-	AU3FN0081295	9,500,000.00	9,500,000.00	101.068		0.205	9,620,935.00	1.19%	5.76%	
Qld Police 1.65 01 Dec 2026 FRN	S&P BBB-	AU3FN0083549	10,000,000.00	10,000,000.00	101.150		0.442	10,159,200.00	1.25%	5.77%	
SunBank 0.45 24 Feb 2026 FRN	S&P AA-	AU3FN0058343	5,000,000.00	5,000,000.00	99.964		0.439	5,020,150.00	0.62%	4.57%	
SunBank 0.48 15 Sep 2026 FRN	S&P AA-	AU3FN0062964	12,900,000.00	12,900,000.00	99.875		0.176	12,906,579.00	1.59%	4.60%	
SunBank 0.78 25 Jan 2027 FRN	S&P AA-	AU3FN0065694	13,000,000.00	13,000,000.00	100.230		0.861	13,141,830.00	1.62%	5.07%	
TMB 1.5 28 Oct 2025 FRN	Moody's Baa1	AU3FN0072740	2,000,000.00	2,000,000.00	100.492		0.984	2,029,520.00	0.25%	5.75%	
TMB 0.68 16 Jun 2026 FRN	Moody's Baa1	AU3FN0061016	1,700,000.00	1,700,000.00	99.892		0.184	1,701,292.00	0.21%	4.87%	
TMB 1.3 21 Jun 2027 FRN	Moody's Baa1	AU3FN0089132	10,000,000.00	10,000,000.00	100.818		0.148	10,096,600.00	1.25%	5.39%	
UBS Aust 0.87 30 Jul 2025 FRN	S&P A+	AU3FN0055307	10,000,000.00	10,000,000.00	100.142		0.843	10,098,500.00	1.25%	5.03%	
UBS Aust 0.5 26 Feb 2026 FRN	Moody's Aa3	AU3FN0058608	18,800,000.00	18,800,000.00	99.999		0.417	18,878,208.00	2.33%	4.61%	
UBS Aust 1.55 12 May 2028 FRN	S&P A+	AU3FN0077970	7,600,000.00	7,600,000.00	102.177		0.741	7,821,768.00	0.96%	5.69%	
Westpac 0.7 25 Jan 2027 FRN	S&P AA-	AU3FN0065702	16,000,000.00	16,000,000.00	100.309		0.848	16,185,120.00	2.00%	4.99%	
			423,150,000.00	423,150,000.00				426,876,160.00	52.66%		5.20%
Term Deposit											
AMP 5.1 16 Jul 2025 189DAY TD	Moody's ST P-2		5,000,000.00	5,000,000.00	100.000		1.146	5,057,287.65	0.62%	5.10%	
AMP 5.05 01 Oct 2025 266DAY TD	Moody's ST P-2		5,000,000.00	5,000,000.00	100.000		1.135	5,056,726.05	0.62%	5.05%	
AMB 4.85 03 Feb 2027 734DAY TD	Moody's Baa1		5,000,000.00	5,000,000.00	100.000		0.797	5,039,863.00	0.62%	4.85%	
AMB 4.85 10 Feb 2027 741DAY TD	Moody's Baa1		5,000,000.00	5,000,000.00	100.000		0.797	5,039,863.00	0.62%	4.85%	
Auswide 5 08 Oct 2025 273DAY TD	Moody's ST P-2		5,000,000.00	5,000,000.00	100.000		1.123	5,056,164.40	0.62%	5.00%	



Investment Report Pack
Central Coast Council
1 March 2025 to 31 March 2025

Security	Security Rating	ISIN	Face Value Original	Face Value Current	FI Cap Price/ Unit Price/ Share Price	Unit Count/ Share Count	Accrued Interest Price	Market Value	% Total Value	Running Yield	Weighted Running Yield
Auswide 5.1 11 Dec 2025 364DAY TD	Moody's ST P-2		5,000,000.00	5,000,000.00	100.000		1.523	5,076,150.70	0.63%	5.10%	
BOCSYD 4.77 18 Feb 2026 370DAY TD	Moody's ST P-1		5,000,000.00	5,000,000.00	100.000		0.601	5,030,057.55	0.62%	4.77%	
BOCSYD 4.77 25 Feb 2026 377DAY TD	Moody's ST P-1		5,000,000.00	5,000,000.00	100.000		0.601	5,030,057.55	0.62%	4.77%	
BOQ 1.53 16 Jun 2025 1826DAY TD	S&P ST A2		10,000,000.00	10,000,000.00	100.000		1.207	10,120,723.30	1.25%	1.53%	
BOQ 5.15 19 Jun 2025 189DAY TD	S&P ST A2		7,500,000.00	7,500,000.00	100.000		1.538	7,615,345.88	0.94%	5.15%	
BOQ 5.11 10 Jul 2025 210DAY TD	S&P ST A2		7,500,000.00	7,500,000.00	100.000		1.526	7,614,450.00	0.94%	5.11%	
BVIC 5.25 19 Nov 2025 538DAY TD	S&P ST A2		5,000,000.00	5,000,000.00	100.000		4.387	5,219,349.30	0.64%	5.25%	
BBA 4.95 03 Apr 2025 204DAY TD	S&P ST A2		10,000,000.00	10,000,000.00	100.000		2.726	10,272,589.00	1.27%	4.95%	
BBA 5.15 13 Aug 2025 279DAY TD	S&P ST A2		5,000,000.00	5,000,000.00	100.000		2.032	5,101,589.05	0.63%	5.15%	
BBA 5.15 27 Aug 2025 293DAY TD	S&P ST A2		5,000,000.00	5,000,000.00	100.000		2.032	5,101,589.05	0.63%	5.15%	
CUA 5.16 17 Jul 2025 217DAY TD	S&P ST A2		5,000,000.00	5,000,000.00	100.000		1.541	5,077,046.60	0.63%	5.16%	
CUA 5.16 24 Jul 2025 224DAY TD	S&P ST A2		5,000,000.00	5,000,000.00	100.000		1.541	5,077,046.60	0.63%	5.16%	
DFB 5.09 03 Sep 2025 279DAY TD	S&P ST A2		5,000,000.00	5,000,000.00	100.000		1.715	5,085,763.00	0.63%	5.09%	
DFB 5.14 Jan 2026 371DAY TD	S&P ST A2		5,000,000.00	5,000,000.00	100.000		1.123	5,056,164.40	0.62%	5.00%	
G&C MB 5.35 16 Jul 2025 398DAY TD	S&P ST A2		5,000,000.00	5,000,000.00	100.000		4.265	5,213,267.10	0.64%	5.35%	
G&C MB 5.35 20 Aug 2025 433DAY TD	S&P ST A2		5,000,000.00	5,000,000.00	100.000		4.265	5,213,267.10	0.64%	5.35%	
G&C MB 5.35 17 Sep 2025 461DAY TD	S&P ST A2		5,000,000.00	5,000,000.00	100.000		4.265	5,213,267.10	0.64%	5.35%	
G&C MB 4.7 10 Mar 2027 736DAY TD	S&P BBB+		5,000,000.00	5,000,000.00	100.000		0.348	5,017,383.55	0.62%	4.70%	
G&C MB 4.8 08 Mar 2028 1100DAY TD	S&P BBB+		5,000,000.00	5,000,000.00	100.000		0.355	5,017,753.40	0.62%	4.80%	
CACU 5.4 04 Jun 2025 356DAY TD	S&P ST A2		5,000,000.00	5,000,000.00	100.000		4.305	5,215,260.25	0.64%	5.40%	
ING 4.95 10 Sep 2025 364DAY TD	S&P ST A1		5,000,000.00	5,000,000.00	100.000		2.726	5,136,294.50	0.63%	4.95%	
ING 5.03 08 Oct 2025 356DAY TD	S&P ST A1		5,000,000.00	5,000,000.00	100.000		2.274	5,113,691.80	0.63%	5.03%	
ING 5.03 22 Oct 2025 370DAY TD	S&P ST A1		5,000,000.00	5,000,000.00	100.000		2.274	5,113,691.80	0.63%	5.03%	
ING 5.1 12 Nov 2025 370DAY TD	S&P ST A1		5,000,000.00	5,000,000.00	100.000		2.012	5,100,602.75	0.63%	5.10%	
ING 5.1 26 Nov 2025 384DAY TD	S&P ST A1		5,000,000.00	5,000,000.00	100.000		2.012	5,100,602.75	0.63%	5.10%	
ING 5.1 19 Dec 2025 407DAY TD	S&P ST A1		5,000,000.00	5,000,000.00	100.000		2.012	5,100,602.75	0.63%	5.10%	
ING 5.1 19 Dec 2025 386DAY TD	S&P ST A1		5,000,000.00	5,000,000.00	100.000		1.722	5,086,100.00	0.63%	5.11%	
ING 5.1 24 Dec 2025 391DAY TD	S&P ST A1		5,000,000.00	5,000,000.00	100.000		1.722	5,086,100.00	0.63%	5.11%	
ING 5.1 07 Jan 2026 426DAY TD	S&P ST A1		5,000,000.00	5,000,000.00	100.000		2.012	5,100,602.75	0.63%	5.10%	
MMB 5.3 16 Apr 2025 321DAY TD	S&P ST A2		5,000,000.00	5,000,000.00	100.000		4.429	5,221,438.35	0.64%	5.30%	
MMB 4.75 15 Mar 2028 1107DAY TD	S&P BBB		5,000,000.00	5,000,000.00	100.000		0.351	5,017,568.50	0.62%	4.75%	
MMB 4.75 22 Mar 2028 1114DAY TD	S&P BBB		5,000,000.00	5,000,000.00	100.000		0.351	5,017,568.50	0.62%	4.75%	
NAB 5.25 30 Apr 2025 335DAY TD	S&P ST A1+		5,000,000.00	5,000,000.00	100.000		4.387	5,219,349.30	0.64%	5.25%	
NAB 5.2 02 Jul 2025 335DAY TD	S&P ST A1+		5,000,000.00	5,000,000.00	100.000		3.448	5,172,383.55	0.64%	5.20%	
NAB 5.2 23 Jul 2025 356DAY TD	S&P ST A1+		5,000,000.00	5,000,000.00	100.000		3.448	5,172,383.55	0.64%	5.20%	
P&NB 5.35 30 May 2025 365DAY TD	S&P ST A2		5,000,000.00	5,000,000.00	100.000		4.471	5,223,527.40	0.64%	5.35%	



Investment Report Pack
Central Coast Council
1 March 2025 to 31 March 2025

Security	Security Rating	ISIN	Face Value Original	Face Value Current	FI Cap Price/ Unit Price/ Share Price	Unit Count/ Share Count	Accrued Interest Price	Market Value	% Total Value	Running Yield	Weighted Running Yield
P&NB 5.35 25 Jun 2025 376DAY TD	S&P ST A2		5,000,000.00	5,000,000.00	100.000		4.251	5,212,534.25	0.64%	5.35%	
RABO 5.32 07 May 2025 315DAY TD	S&P ST A1		5,000,000.00	5,000,000.00	100.000		4.052	5,202,597.25	0.64%	5.32%	
RABO 5.08 14 May 2025 209DAY TD	S&P ST A1		5,000,000.00	5,000,000.00	100.000		2.296	5,114,821.90	0.63%	5.08%	
RABO 5 16 Jun 2025 278DAY TD	S&P ST A1		5,000,000.00	5,000,000.00	100.000		2.753	5,137,671.25	0.63%	5.00%	
RABO 5.32 09 Jul 2025 378DAY TD	S&P ST A1		5,000,000.00	5,000,000.00	100.000		4.052	5,202,597.25	0.64%	5.32%	
RABO 5 15 Jul 2025 307DAY TD	S&P ST A1		5,000,000.00	5,000,000.00	100.000		2.753	5,137,671.25	0.63%	5.00%	
RABO 5.32 06 Aug 2025 406DAY TD	S&P ST A1		5,000,000.00	5,000,000.00	100.000		4.052	5,202,597.25	0.64%	5.32%	
RABO 5.1 28 Jan 2026 426DAY TD	S&P ST A1		5,000,000.00	5,000,000.00	100.000		1.719	5,085,931.50	0.63%	5.10%	
RABO 4.85 18 Feb 2026 525DAY TD	S&P ST A1		5,000,000.00	5,000,000.00	100.000		2.671	5,133,541.10	0.63%	4.85%	
RABO 5.1 20 May 2026 538DAY TD	S&P A+		5,000,000.00	5,000,000.00	100.000		1.719	5,085,931.50	0.63%	5.10%	
RABO 4.78 05 Aug 2026 538DAY TD	S&P A+		5,000,000.00	5,000,000.00	100.000		0.602	5,030,120.55	0.62%	4.78%	
RABO 4.73 19 Aug 2026 552DAY TD	S&P A+		5,000,000.00	5,000,000.00	100.000		0.596	5,029,805.50	0.62%	4.73%	
RABO 5.04 14 Feb 2029 1462DAY TD	S&P A+		5,000,000.00	5,000,000.00	100.000		0.635	5,031,758.90	0.62%	5.04%	
RABO 4.87 07 Mar 2029 1464DAY TD	S&P A+		5,000,000.00	5,000,000.00	100.000		0.360	5,018,012.35	0.62%	4.87%	
RABO 5.03 09 Jan 2030 1827DAY TD	S&P A+		5,000,000.00	5,000,000.00	100.000		1.130	5,056,501.35	0.62%	5.03%	
RABO 5.15 13 Feb 2030 1826DAY TD	S&P A+		5,000,000.00	5,000,000.00	100.000		0.649	5,032,452.05	0.62%	5.15%	
RABO 5 27 Feb 2030 1821DAY TD	S&P A+		5,000,000.00	5,000,000.00	100.000		0.370	5,018,493.15	0.62%	5.00%	
Westpac 4.95 09 Apr 2025 210DAY TD	S&P ST A1+		5,000,000.00	5,000,000.00	100.000		2.726	5,136,294.50	0.63%	4.95%	
Westpac 4.95 23 Apr 2025 224DAY TD	S&P ST A1+		5,000,000.00	5,000,000.00	100.000		2.726	5,136,294.50	0.63%	4.95%	
			315,000,000.00	315,000,000.00				321,606,160.18	39.67%		4.95%
Total Portfolio			800,435,281.71	800,435,281.71				810,694,214.24	100.00%		5.01%



6. Portfolio Valuation By Categories As At 31 March 2025

Short Term Issuer/Security Rating Group	Market Value	% Total Value
A2	128,100,546.53	15.80%
A1	97,215,832.95	11.99%
A1+	25,836,705.40	3.19%
Portfolio Total	251,153,084.88	30.98%

Market Value by Security Rating Group (Short Term)



Long Term Issuer/Security Rating Group	Market Value	% Total Value
BBB+ to BBB-	269,759,169.96	33.28%
A+ to A-	169,617,840.50	20.92%
AA+ to AA-	100,378,868.90	12.38%
AAA	19,785,250.00	2.44%
Portfolio Total	559,541,129.36	69.02%

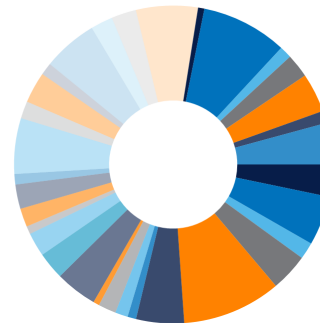
Market Value by Security Rating Group (Long Term)





Issuer	Market Value	% Total Value
AMP Bank Ltd	34,250,148.51	4.22%
Australian Military Bank Limited	10,079,726.00	1.24%
Auswide Bank Limited	32,298,687.60	3.98%
Bank Australia Limited	19,556,657.50	2.41%
Bank of China Limited, Sydney Branch	10,060,115.10	1.24%
Bank of Queensland Ltd	70,828,061.33	8.74%
BankVic	5,219,349.30	0.64%
Bendigo & Adelaide Bank Ltd	50,952,255.00	6.29%
Beyond Bank Australia Ltd	20,475,767.10	2.53%
Commonwealth Bank of Australia Ltd	18,236,431.90	2.25%
Credit Union Australia Ltd t/as Great Southern Bank	45,148,693.20	5.57%
Defence Bank Ltd	10,141,927.40	1.25%
G&C Mutual Bank Limited t/as Unity Bank & Reliance Bank	25,674,938.25	3.17%
Illawarra Credit Union Ltd	14,229,120.25	1.76%
ING Bank Australia Limited	45,938,289.10	5.67%
Judo Bank	8,651,920.20	1.07%
Macquarie Bank Ltd	20,057,600.00	2.47%
Maitland Mutual Ltd t/as The Mutual Bank	15,256,575.35	1.88%
Members Banking Group Limited t/as RACQ Bank	6,567,600.00	0.81%
MyState Bank Ltd	19,658,640.00	2.42%
National Australia Bank Ltd	22,589,876.40	2.79%
Newcastle Greater Mutual Group Ltd	34,479,958.00	4.25%
Northern Territory Treasury Corporation	5,020,350.00	0.62%
NSW Treasury Corporation	14,692,350.00	1.81%
P&N Bank Ltd	10,436,061.65	1.29%
Police Bank Ltd	7,084,240.00	0.87%
QPCU LTD t/a QBANK	39,471,775.00	4.87%
Rabobank Australia Ltd	81,520,504.10	10.06%
Suncorp Bank (Norfina Ltd) - Subsidiary of ANZ	31,068,559.00	3.83%
Teachers Mutual Bank Ltd	13,827,412.00	1.71%
UBS Australia Ltd	40,762,916.00	5.03%
Westpac Banking Corporation Ltd	26,457,709.00	3.26%
Portfolio Total	810,694,214.23	100.00%

Market Value by Issuer

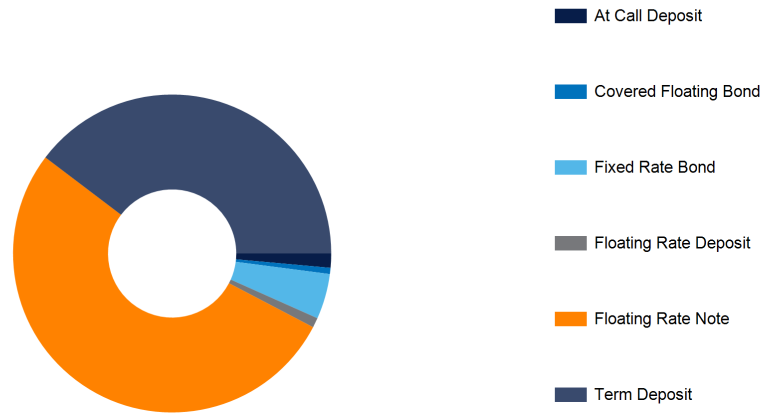


- AMP Bank Ltd
- Australian Military Bank Limited
- Auswide Bank Limited
- Bank Australia Limited
- Bank of China Limited, Sydney Branch
- Bank of Queensland Ltd
- BankVic
- Bendigo & Adelaide Bank Ltd
- Beyond Bank Australia Ltd
- Commonwealth Bank of Australia Ltd
- Credit Union Australia Ltd t/as Great Southern Bank
- Defence Bank Ltd
- G&C Mutual Bank Limited t/as Unity Bank & Reliance Bank
- Illawarra Credit Union Ltd
- ING Bank Australia Limited
- Judo Bank
- Macquarie Bank Ltd
- Maitland Mutual Ltd t/as The Mutual Bank
- Members Banking Group Limited t/as RACQ Bank
- MyState Bank Ltd
- National Australia Bank Ltd
- Newcastle Greater Mutual Group Ltd
- Northern Territory Treasury Corporation
- NSW Treasury Corporation
- P&N Bank Ltd
- Police Bank Ltd
- QPCU LTD t/a QBANK
- Rabobank Australia Ltd
- Suncorp Bank (Norfina Ltd) - Subsidiary of ANZ
- Teachers Mutual Bank Ltd
- UBS Australia Ltd
- Westpac Banking Corporation Ltd



Security Type	Market Value	% Total Value
At Call Deposit	11,655,281.71	1.44%
Covered Floating Bond	5,092,900.00	0.63%
Fixed Rate Bond	37,380,560.20	4.61%
Floating Rate Deposit	8,083,152.15	1.00%
Floating Rate Note	426,876,160.00	52.66%
Term Deposit	321,606,160.18	39.67%
Portfolio Total	810,694,214.23	100.00%

Market Value by Security Type





Term Remaining	Market Value	% Total Value
0 to < 1 Year	432,430,837.29	53.34%
1 to < 3 Years	305,217,941.15	37.65%
3 to < 5 Years	73,045,435.80	9.01%
Portfolio Total	810,694,214.23	100.00%

Note: Term Remaining is calculated using a weighted average life date (WAL) where appropriate and available otherwise the interim (initial) maturity date is used.

Market Value by Term Remaining





7. Performance Statistics For Period Ending 31 March 2025

Trading Book		1 Month	3 Month	12 Month	Since Inception
Central Coast Council					
	Portfolio Return (1)	0.36%	1.24%	5.38%	2.67%
	Performance Index (2)	0.35%	1.07%	4.46%	2.37%
	Excess Performance (3)	0.01%	0.17%	0.92%	0.30%

Notes

- 1 Portfolio performance is the rate of return of the portfolio over the specified period
- 2 The Performance Index is the Bloomberg AusBond Bank Bill Index (Bloomberg Page BAUBIL)
- 3 Excess performance is the rate of return of the portfolio in excess of the Performance Index

Trading Book	Weighted Average Running Yield
Central Coast Council	5.01



9. Realised Gains (Losses) - Fixed Interest Dealing For 1 March 2025 to 31 March 2025

No realised gains or losses from fixed interest dealing to report for entered period.



9b. Realised Gains (Losses) - Share Dealing For 1 March 2025 to 31 March 2025

No realised gains or losses from share dealing to report for entered period.



10. Realised Gains (Losses) - Principal Repayments For 1 March 2025 to 31 March 2025

No realised gains or losses from principal repayments to report for entered period.

Total Realised Gains (Losses)

Fixed Interest Dealing	Principal Repayments	Total	Notes (1) The Acquisition Gross Price includes any accrued interest included in the purchase price.
		0.00	



11. Unrealised FI Capital Gains (Losses) As At 31 March 2025

Security	Acquisition Deal	Acquisition Date	Acquisition Yield/ Interest Rate	Acquisition Face Value Original	Balance Face Value Original	Bond Factor Current	Balance Face Value Current	Acquisition Capital Price	Acquisition Capital Consideration	Current Capital Price	CCP For Discount Securities	Current Capital Consideration	Current Capital Consideration Adjusted	Unrealised Capital Gain (Loss)
AMP 1.27 13 Sep 2027 FRN														
	LC218004	11 Sep 2024	1.20000	5,000,000.00	5,000,000.00	1.00000000	5,000,000.00	100.194	5,009,700.00	100.274000	100.274000	5,013,700.00	5,013,700.00	4,000.00
	LC225667	28 Nov 2024	1.06000	10,000,000.00	10,000,000.00	1.00000000	10,000,000.00	100.543	10,054,300.00	100.274000	100.274000	10,027,400.00	10,027,400.00	(26,900.00)
	LC229257	12 Dec 2024	1.06000	9,000,000.00	9,000,000.00	1.00000000	9,000,000.00	100.534	9,048,060.00	100.274000	100.274000	9,024,660.00	9,024,660.00	(23,400.00)
					24,000,000.00		24,000,000.00	100.467	24,112,060.00			24,065,760.00	24,065,760.00	(46,300.00)
Auswide 1.3 10 Jun 2025 FRN														
	LC145373	6 Jun 2022	1.30000	5,000,000.00	5,000,000.00	1.00000000	5,000,000.00	100.000	5,000,000.00	100.068000	100.068000	5,003,400.00	5,003,400.00	3,400.00
					5,000,000.00		5,000,000.00	100.000	5,000,000.00			5,003,400.00	5,003,400.00	3,400.00
Auswide 1.5 07 Nov 2025 FRN														
	LC156239	27 Oct 2022	1.50000	7,250,000.00	7,250,000.00	1.00000000	7,250,000.00	100.000	7,250,000.00	100.246000	100.246000	7,267,835.00	7,267,835.00	17,835.00
	LC188385	7 Dec 2023	1.40000	2,500,000.00	2,500,000.00	1.00000000	2,500,000.00	100.184	2,504,600.00	100.246000	100.246000	2,506,150.00	2,506,150.00	1,550.00
					9,750,000.00		9,750,000.00	100.047	9,754,600.00			9,773,985.00	9,773,985.00	19,385.00
Auswide 1.5 17 Mar 2026 FRN														
	LC164300	9 Mar 2023	1.50000	4,500,000.00	4,500,000.00	1.00000000	4,500,000.00	100.000	4,500,000.00	100.329000	100.329000	4,514,805.00	4,514,805.00	14,805.00
					4,500,000.00		4,500,000.00	100.000	4,500,000.00			4,514,805.00	4,514,805.00	14,805.00
Auswide 1.6 22 Mar 2027 FRN														
	LC229251	12 Dec 2024	1.11000	2,750,000.00	2,750,000.00	1.00000000	2,750,000.00	101.049	2,778,847.50	100.606000	100.606000	2,766,665.00	2,766,665.00	(12,182.50)
					2,750,000.00		2,750,000.00	101.049	2,778,847.50			2,766,665.00	2,766,665.00	(12,182.50)
BAL 1.55 22 Feb 2027 FRN														
	LC164137	8 Mar 2023	1.40000	5,000,000.00	5,000,000.00	1.00000000	5,000,000.00	100.512	5,025,600.00	100.794000	100.794000	5,039,700.00	5,039,700.00	14,100.00
	LC169102	31 May 2023	1.33000	4,250,000.00	4,250,000.00	1.00000000	4,250,000.00	100.729	4,280,982.50	100.794000	100.794000	4,283,745.00	4,283,745.00	2,762.50
					9,250,000.00		9,250,000.00	100.612	9,306,582.50			9,323,445.00	9,323,445.00	16,862.50
BAL 1.7 21 Feb 2028 FRN														
	LC207926	30 May 2024	1.42000	10,000,000.00	10,000,000.00	1.00000000	10,000,000.00	100.932	10,093,200.00	101.220000	101.220000	10,122,000.00	10,122,000.00	28,800.00
					10,000,000.00		10,000,000.00	100.932	10,093,200.00			10,122,000.00	10,122,000.00	28,800.00
BENAU 0.52 02 Dec 2025 FRN														
	LC100679	22 Jan 2021	0.43000	10,000,000.00	10,000,000.00	1.00000000	10,000,000.00	100.427	10,042,700.00	99.991000	99.991000	9,999,100.00	9,999,100.00	(43,600.00)
	LC103542	9 Mar 2021	0.47000	10,000,000.00	10,000,000.00	1.00000000	10,000,000.00	100.229	10,022,900.00	99.991000	99.991000	9,999,100.00	9,999,100.00	(23,800.00)
	LC104738	1 Apr 2021	0.48000	10,000,000.00	10,000,000.00	1.00000000	10,000,000.00	100.183	10,018,300.00	99.991000	99.991000	9,999,100.00	9,999,100.00	(19,200.00)
	LC112607	16 Sep 2021	0.46000	1,000,000.00	1,000,000.00	1.00000000	1,000,000.00	100.246	1,002,460.00	99.991000	99.991000	999,910.00	999,910.00	(2,550.00)
	LC112609	16 Sep 2021	0.46000	4,500,000.00	4,500,000.00	1.00000000	4,500,000.00	100.246	4,511,070.00	99.991000	99.991000	4,499,595.00	4,499,595.00	(11,475.00)
					35,500,000.00		35,500,000.00	100.274	35,597,430.00			35,496,805.00	35,496,805.00	(100,625.00)



Investment Report Pack
Central Coast Council
1 March 2025 to 31 March 2025

Security	Acquisition Deal	Acquisition Date	Acquisition Yield/ Interest Rate	Acquisition Face Value Original	Balance Face Value Original	Bond Factor Current	Balance Face Value Current	Acquisition Capital Price	Acquisition Capital Consideration	Current Capital Price	CCP For Discount Securities	Current Capital Consideration	Current Capital Consideration Adjusted	Unrealised Capital Gain (Loss)
BENAU 0.65 18 Jun 2026 FRN														
	LC108717	30 Jun 2021	0.580000	10,000,000.00	10,000,000.00	1.00000000	10,000,000.00	100.334	10,033,400.00	100.020000	100.020000	10,002,000.00	10,002,000.00	(31,400.00)
	LC109084	7 Jul 2021	0.570000	2,300,000.00	2,300,000.00	1.00000000	2,300,000.00	100.382	2,308,786.00	100.020000	100.020000	2,300,460.00	2,300,460.00	(8,326.00)
	LC109586	21 Jul 2021	0.530000	3,000,000.00	3,000,000.00	1.00000000	3,000,000.00	100.573	3,017,190.00	100.020000	100.020000	3,000,600.00	3,000,600.00	(16,590.00)
					15,300,000.00		15,300,000.00	100.388	15,359,376.00			15,303,060.00	15,303,060.00	(56,316.00)
BOQ 0.63 06 May 2026 FRN														
	LC109088	7 Jul 2021	0.540000	5,000,000.00	5,000,000.00	1.00000000	5,000,000.00	100.422	5,021,100.00	99.976000	99.976000	4,998,800.00	4,998,800.00	(22,300.00)
					5,000,000.00		5,000,000.00	100.422	5,021,100.00			4,998,800.00	4,998,800.00	(22,300.00)
BOQ 0.8 27 Oct 2026 FRN														
	LC115705	25 Nov 2021	0.770000	7,000,000.00	7,000,000.00	1.00000000	7,000,000.00	100.142	7,009,940.00	100.117000	100.117000	7,008,190.00	7,008,190.00	(1,750.00)
	LC116445	15 Dec 2021	0.740000	15,000,000.00	15,000,000.00	1.00000000	15,000,000.00	100.278	15,041,700.00	100.117000	100.117000	15,017,550.00	15,017,550.00	(24,150.00)
					22,000,000.00		22,000,000.00	100.235	22,051,640.00			22,025,740.00	22,025,740.00	(25,900.00)
BOQ 1.2 09 May 2028 COVERDFLO														
	LC167397	4 May 2023	1.100000	5,000,000.00	5,000,000.00	1.00000000	5,000,000.00	100.445	5,022,250.00	101.133000	101.133000	5,056,650.00	5,056,650.00	34,400.00
					5,000,000.00		5,000,000.00	100.445	5,022,250.00			5,056,650.00	5,056,650.00	34,400.00
BOQ 4.7 27 Jan 2027 Fixed														
	LC209063	13 Jun 2024	5.130000	5,000,000.00	5,000,000.00	1.00000000	5,000,000.00	98.956	4,947,800.00	100.212000	100.212000	5,010,600.00	5,010,600.00	62,800.00
					5,000,000.00		5,000,000.00	98.956	4,947,800.00			5,010,600.00	5,010,600.00	62,800.00
CACU 1.7 21 Sep 2026 FRN														
	LC180163	7 Sep 2023	1.700000	9,000,000.00	9,000,000.00	1.00000000	9,000,000.00	100.000	9,000,000.00	99.995000	99.995000	8,999,550.00	8,999,550.00	(450.00)
					9,000,000.00		9,000,000.00	100.000	9,000,000.00			8,999,550.00	8,999,550.00	(450.00)
CBA 0.7 14 Jan 2027 FRN														
	LC116992	12 Jan 2022	0.700000	6,500,000.00	6,500,000.00	1.00000000	6,500,000.00	100.000	6,500,000.00	100.299000	100.299000	6,519,435.00	6,519,435.00	19,435.00
					6,500,000.00		6,500,000.00	100.000	6,500,000.00			6,519,435.00	6,519,435.00	19,435.00
CUA 0.68 22 Apr 2026 FRN														
	LC105450	13 Apr 2021	0.680000	11,000,000.00	11,000,000.00	1.00000000	11,000,000.00	100.000	11,000,000.00	99.919000	99.919000	10,991,090.00	10,991,090.00	(8,910.00)
					11,000,000.00		11,000,000.00	100.000	11,000,000.00			10,991,090.00	10,991,090.00	(8,910.00)
CUA 1.03 01 Nov 2027 FRN														
	LC234197	13 Feb 2025	0.860000	5,000,000.00	5,000,000.00	1.00000000	5,000,000.00	100.430	5,021,500.00	100.081000	100.081000	5,004,050.00	5,004,050.00	(17,450.00)
					5,000,000.00		5,000,000.00	100.430	5,021,500.00			5,004,050.00	5,004,050.00	(17,450.00)
CUA 1.58 01 Dec 2025 FRN														
	LC157929	25 Nov 2022	1.580000	3,500,000.00	3,500,000.00	1.00000000	3,500,000.00	100.000	3,500,000.00	100.590000	100.590000	3,520,650.00	3,520,650.00	20,650.00
					3,500,000.00		3,500,000.00	100.000	3,500,000.00			3,520,650.00	3,520,650.00	20,650.00



Investment Report Pack
Central Coast Council
1 March 2025 to 31 March 2025

Security	Acquisition Deal	Acquisition Date	Acquisition Yield/ Interest Rate	Acquisition Face Value Original	Balance Face Value Original	Bond Factor Current	Balance Face Value Current	Acquisition Capital Price	Acquisition Capital Consideration	Current Capital Price	CCP For Discount Securities	Current Capital Consideration	Current Capital Consideration Adjusted	Unrealised Capital Gain (Loss)
CUA 1.6 23 Oct 2026 FRN														
	LC190930	17 Jan 2024	1.490000	2,500,000.00	2,500,000.00	1.00000000	2,500,000.00	100.279	2,506,975.00	101.122000	101.122000	2,528,050.00	2,528,050.00	21,075.00
					2,500,000.00		2,500,000.00	100.279	2,506,975.00			2,528,050.00	2,528,050.00	21,075.00
CUA 1.65 09 Feb 2027 FRN														
	LC179275	4 Sep 2023	1.300000	5,000,000.00	5,000,000.00	1.00000000	5,000,000.00	101.100	5,055,000.00	101.335000	101.335000	5,066,750.00	5,066,750.00	11,750.00
	LC181165	27 Sep 2023	1.280000	7,500,000.00	7,500,000.00	1.00000000	7,500,000.00	101.140	7,585,500.00	101.335000	101.335000	7,600,125.00	7,600,125.00	14,625.00
					12,500,000.00		12,500,000.00	101.124	12,640,500.00			12,666,875.00	12,666,875.00	26,375.00
JUDO 6.4 26 Sep 2025 Fixed														
	LC165395	28 Mar 2023	6.000000	5,000,000.00	5,000,000.00	1.00000000	5,000,000.00	100.911	5,045,550.00	100.167000	100.167000	5,008,350.00	5,008,350.00	(37,200.00)
	LC190925	17 Jan 2024	6.350000	3,630,000.00	3,630,000.00	1.00000000	3,630,000.00	100.067	3,632,432.10	100.167000	100.167000	3,636,062.10	3,636,062.10	3,630.00
					8,630,000.00		8,630,000.00	100.556	8,677,982.10			8,644,412.10	8,644,412.10	(33,570.00)
MACQ 0.48 09 Dec 2025 FRN														
	LC103204	2 Mar 2021	0.470000	10,000,000.00	10,000,000.00	1.00000000	10,000,000.00	100.046	10,004,600.00	100.024000	100.024000	10,002,400.00	10,002,400.00	(2,200.00)
	LX105597	15 Apr 2021	0.540000	10,000,000.00	10,000,000.00	1.00000000	10,000,000.00	99.733	9,973,300.00	100.024000	100.024000	10,002,400.00	10,002,400.00	29,100.00
					20,000,000.00		20,000,000.00	99.890	19,977,900.00			20,004,800.00	20,004,800.00	26,900.00
MYS 0.65 16 Jun 2025 FRN														
	LC107738	7 Jun 2021	0.650000	9,500,000.00	9,500,000.00	1.00000000	9,500,000.00	100.000	9,500,000.00	99.969000	99.969000	9,497,055.00	9,497,055.00	(2,945.00)
					9,500,000.00		9,500,000.00	100.000	9,500,000.00			9,497,055.00	9,497,055.00	(2,945.00)
MYS 1.3 13 Oct 2025 FRN														
	LC155063	6 Oct 2022	1.300000	10,000,000.00	10,000,000.00	1.00000000	10,000,000.00	100.000	10,000,000.00	100.252000	100.252000	10,025,200.00	10,025,200.00	25,200.00
					10,000,000.00		10,000,000.00	100.000	10,000,000.00			10,025,200.00	10,025,200.00	25,200.00
NAB 0.41 24 Aug 2026 FRN														
	LC112610	16 Sep 2021	0.380000	7,000,000.00	7,000,000.00	1.00000000	7,000,000.00	100.143	7,010,010.00	99.933000	99.933000	6,995,310.00	6,995,310.00	(14,700.00)
					7,000,000.00		7,000,000.00	100.143	7,010,010.00			6,995,310.00	6,995,310.00	(14,700.00)
NPBS 0.63 04 Mar 2026 FRN														
	LC103141	2 Mar 2021	0.580000	1,000,000.00	1,000,000.00	1.00000000	1,000,000.00	100.242	1,002,420.00	99.857000	99.857000	998,570.00	998,570.00	(3,850.00)
					1,000,000.00		1,000,000.00	100.242	1,002,420.00			998,570.00	998,570.00	(3,850.00)
NPBS 1 10 Feb 2027 FRN														
	LC137829	30 Mar 2022	1.050000	3,100,000.00	3,100,000.00	1.00000000	3,100,000.00	99.781	3,093,211.00	100.040000	100.040000	3,101,240.00	3,101,240.00	8,029.00
	LX190938	17 Jan 2024	1.400300	10,000,000.00	10,000,000.00	1.00000000	10,000,000.00	98.879	9,887,900.00	100.040000	100.040000	10,004,000.00	10,004,000.00	116,100.00
					13,100,000.00		13,100,000.00	99.092	12,981,111.00			13,105,240.00	13,105,240.00	124,129.00
NPBS 1.25 21 Jan 2030 FRN														
	LC232798	30 Jan 2025	1.130000	5,000,000.00	5,000,000.00	1.00000000	5,000,000.00	100.540	5,027,000.00	100.351000	100.351000	5,017,550.00	5,017,550.00	(9,450.00)
	LC234195	13 Feb 2025	1.080000	5,000,000.00	5,000,000.00	1.00000000	5,000,000.00	100.757	5,037,850.00	100.351000	100.351000	5,017,550.00	5,017,550.00	(20,300.00)



Investment Report Pack
Central Coast Council
1 March 2025 to 31 March 2025

Security	Acquisition Deal	Acquisition Date	Acquisition Yield/ Interest Rate	Acquisition Face Value Original	Balance Face Value Original	Bond Factor Current	Balance Face Value Current	Acquisition Capital Price	Acquisition Capital Consideration	Current Capital Price	CCP For Discount Securities	Current Capital Consideration	Current Capital Consideration Adjusted	Unrealised Capital Gain (Loss)
NPBS 1.25 21 Jan 2030 FRN	LC242496	4 Mar 2025	1.050000	10,000,000.00	10,000,000.00	1.00000000	10,000,000.00	100.890	10,089,000.00	100.351000	100.351000	10,035,100.00	10,035,100.00	(53,900.00)
					20,000,000.00		20,000,000.00	100.769	20,153,850.00			20,070,200.00	20,070,200.00	(83,650.00)
NSWTC 3 15 Nov 2028 Fixed														
	LC142120	15 Nov 2018	3.235000	15,000,000.00	15,000,000.00	1.00000000	15,000,000.00	98.006	14,700,900.00	96.822000	96.822000	14,523,300.00	14,523,300.00	(177,600.00)
					15,000,000.00		15,000,000.00	98.006	14,700,900.00			14,523,300.00	14,523,300.00	(177,600.00)
NTTC 1.4 15 Dec 2026 - Issued 26 August 2021 - CCC Fixed	LC111486	26 Aug 2021	1.400000	5,000,000.00	5,000,000.00	1.00000000	5,000,000.00	100.000	5,000,000.00	100.000000	100.000000	5,000,000.00	5,000,000.00	0.00
					5,000,000.00		5,000,000.00	100.000	5,000,000.00			5,000,000.00	5,000,000.00	0.00
PCU 1.15 08 Nov 2027 FRN	LC229250	12 Dec 2024	1.060200	2,000,000.00	2,000,000.00	1.00000000	2,000,000.00	100.241	2,004,820.00	99.958000	99.958000	1,999,160.00	1,999,160.00	(5,660.00)
					2,000,000.00		2,000,000.00	100.241	2,004,820.00			1,999,160.00	1,999,160.00	(5,660.00)
PCU 1.55 17 Nov 2026 FRN	LX185851	14 Nov 2023	1.550000	5,000,000.00	5,000,000.00	1.00000000	5,000,000.00	100.000	5,000,000.00	100.755000	100.755000	5,037,750.00	5,037,750.00	37,750.00
					5,000,000.00		5,000,000.00	100.000	5,000,000.00			5,037,750.00	5,037,750.00	37,750.00
Qld Police 1.35 19 May 2025 FRN	LC143209	10 May 2022	1.350000	5,000,000.00	5,000,000.00	1.00000000	5,000,000.00	100.000	5,000,000.00	100.082000	100.082000	5,004,100.00	5,004,100.00	4,100.00
					5,000,000.00		5,000,000.00	100.000	5,000,000.00			5,004,100.00	5,004,100.00	4,100.00
Qld Police 1.65 01 Dec 2026 FRN	LC187340	27 Nov 2023	1.650000	10,000,000.00	10,000,000.00	1.00000000	10,000,000.00	100.000	10,000,000.00	101.150000	101.150000	10,115,000.00	10,115,000.00	115,000.00
					10,000,000.00		10,000,000.00	100.000	10,000,000.00			10,115,000.00	10,115,000.00	115,000.00
Qld Police 1.65 18 Sep 2026 FRN	LC180295	12 Sep 2023	1.650000	9,500,000.00	9,500,000.00	1.00000000	9,500,000.00	100.000	9,500,000.00	101.068000	101.068000	9,601,460.00	9,601,460.00	101,460.00
					9,500,000.00		9,500,000.00	100.000	9,500,000.00			9,601,460.00	9,601,460.00	101,460.00
Qld Police 1.7 16 Jun 2026 FRN	LC169762	8 Jun 2023	1.700000	4,500,000.00	4,500,000.00	1.00000000	4,500,000.00	100.000	4,500,000.00	100.969000	100.969000	4,543,605.00	4,543,605.00	43,605.00
					4,500,000.00		4,500,000.00	100.000	4,500,000.00			4,543,605.00	4,543,605.00	43,605.00
Qld Police 1.75 06 Dec 2025 FRN	LC157906	23 Nov 2022	1.750000	10,000,000.00	10,000,000.00	1.00000000	10,000,000.00	100.000	10,000,000.00	100.619000	100.619000	10,061,900.00	10,061,900.00	61,900.00
					10,000,000.00		10,000,000.00	100.000	10,000,000.00			10,061,900.00	10,061,900.00	61,900.00
RACB 1.5 24 Feb 2026 FRN	LC169099	31 May 2023	1.500000	3,750,000.00	3,750,000.00	1.00000000	3,750,000.00	99.988	3,749,550.00	100.500000	100.500000	3,768,750.00	3,768,750.00	19,200.00
	LC188379	7 Dec 2023	1.480000	2,750,000.00	2,750,000.00	1.00000000	2,750,000.00	100.048	2,751,320.00	100.500000	100.500000	2,763,750.00	2,763,750.00	12,430.00
					6,500,000.00		6,500,000.00	100.013	6,500,870.00			6,532,500.00	6,532,500.00	31,630.00



Investment Report Pack
Central Coast Council
1 March 2025 to 31 March 2025

Security	Acquisition Deal	Acquisition Date	Acquisition Yield/ Interest Rate	Acquisition Face Value Original	Balance Face Value Original	Bond Factor Current	Balance Face Value Current	Acquisition Capital Price	Acquisition Capital Consideration	Current Capital Price	CCP For Discount Securities	Current Capital Consideration	Current Capital Consideration Adjusted	Unrealised Capital Gain (Loss)
SunBank 0.45 24 Feb 2026 FRN														
	LC112608	16 Sep 2021	0.410000	5,000,000.00	5,000,000.00	1.00000000	5,000,000.00	100.173	5,008,650.00	99.964000	99.964000	4,998,200.00	4,998,200.00	(10,450.00)
					5,000,000.00		5,000,000.00	100.173	5,008,650.00			4,998,200.00	4,998,200.00	(10,450.00)
SunBank 0.48 15 Sep 2026 FRN														
	LC112472	9 Sep 2021	0.406300	2,900,000.00	2,900,000.00	1.00000000	2,900,000.00	100.340	2,909,860.00	99.875000	99.875000	2,896,375.00	2,896,375.00	(13,485.00)
	LC113804	13 Oct 2021	0.510000	10,000,000.00	10,000,000.00	1.00000000	10,000,000.00	99.858	9,985,800.00	99.875000	99.875000	9,987,500.00	9,987,500.00	1,700.00
					12,900,000.00		12,900,000.00	99.966	12,895,660.00			12,883,875.00	12,883,875.00	(11,785.00)
SunBank 0.78 25 Jan 2027 FRN														
	LC117127	18 Jan 2022	0.780000	13,000,000.00	13,000,000.00	1.00000000	13,000,000.00	100.000	13,000,000.00	100.230000	100.230000	13,029,900.00	13,029,900.00	29,900.00
					13,000,000.00		13,000,000.00	100.000	13,000,000.00			13,029,900.00	13,029,900.00	29,900.00
TMB 0.68 16 Jun 2026 FRN														
	LC137828	30 Mar 2022	1.079900	1,700,000.00	1,700,000.00	1.00000000	1,700,000.00	98.445	1,673,565.00	99.892000	99.892000	1,698,164.00	1,698,164.00	24,599.00
					1,700,000.00		1,700,000.00	98.445	1,673,565.00			1,698,164.00	1,698,164.00	24,599.00
TMB 1.3 21 Jun 2027 FRN														
	LC213714	1 Aug 2024	1.140000	10,000,000.00	10,000,000.00	1.00000000	10,000,000.00	100.430	10,043,000.00	100.818000	100.818000	10,081,800.00	10,081,800.00	38,800.00
					10,000,000.00		10,000,000.00	100.430	10,043,000.00			10,081,800.00	10,081,800.00	38,800.00
TMB 1.5 28 Oct 2025 FRN														
	LC181158	27 Sep 2023	1.170000	2,000,000.00	2,000,000.00	1.00000000	2,000,000.00	100.661	2,013,220.00	100.492000	100.492000	2,009,840.00	2,009,840.00	(3,380.00)
					2,000,000.00		2,000,000.00	100.661	2,013,220.00			2,009,840.00	2,009,840.00	(3,380.00)
UBS Aust 0.5 26 Feb 2026 FRN														
	LC103200	2 Mar 2021	0.480000	6,800,000.00	6,800,000.00	1.00000000	6,800,000.00	100.098	6,806,664.00	99.999000	99.999000	6,799,932.00	6,799,932.00	(6,732.00)
	LC103543	9 Mar 2021	0.480000	12,000,000.00	12,000,000.00	1.00000000	12,000,000.00	100.096	12,011,520.00	99.999000	99.999000	11,999,880.00	11,999,880.00	(11,640.00)
					18,800,000.00		18,800,000.00	100.097	18,818,184.00			18,799,812.00	18,799,812.00	(18,372.00)
UBS Aust 0.87 30 Jul 2025 FRN														
	LC100676	22 Jan 2021	0.403100	5,000,000.00	5,000,000.00	1.00000000	5,000,000.00	102.081	5,104,050.00	100.142000	100.142000	5,007,100.00	5,007,100.00	(96,950.00)
	LC104737	1 Apr 2021	0.510000	5,000,000.00	5,000,000.00	1.00000000	5,000,000.00	101.511	5,075,550.00	100.142000	100.142000	5,007,100.00	5,007,100.00	(68,450.00)
					10,000,000.00		10,000,000.00	101.796	10,179,600.00			10,014,200.00	10,014,200.00	(165,400.00)
UBS Aust 1.2 30 Jul 2025 Fixed														
	LC100329	12 Jan 2021	0.650000	4,000,000.00	4,000,000.00	1.00000000	4,000,000.00	102.458	4,098,320.00	98.912000	98.912000	3,956,480.00	3,956,480.00	(141,840.00)
					4,000,000.00		4,000,000.00	102.458	4,098,320.00			3,956,480.00	3,956,480.00	(141,840.00)
UBS Aust 1.55 12 May 2028 FRN														
	LC169097	31 May 2023	1.400000	2,600,000.00	2,600,000.00	1.00000000	2,600,000.00	100.635	2,616,510.00	102.177000	102.177000	2,656,602.00	2,656,602.00	40,092.00
	LC179277	4 Sep 2023	1.200000	5,000,000.00	5,000,000.00	1.00000000	5,000,000.00	101.459	5,072,950.00	102.177000	102.177000	5,108,850.00	5,108,850.00	35,900.00
					7,600,000.00		7,600,000.00	101.177	7,689,460.00			7,765,452.00	7,765,452.00	75,992.00



Investment Report Pack
Central Coast Council
1 March 2025 to 31 March 2025

Security	Acquisition Deal	Acquisition Date	Acquisition Yield/ Interest Rate	Acquisition Face Value Original	Balance Face Value Original	Bond Factor Current	Balance Face Value Current	Acquisition Capital Price	Acquisition Capital Consideration	Current Capital Price	CCP For Discount Securities	Current Capital Consideration	Current Capital Consideration Adjusted	Unrealised Capital Gain (Loss)
Westpac 0.7 25 Jan 2027 FRN														
	LC117174	19 Jan 2022	0.700000	16,000,000.00	16,000,000.00	1.00000000	16,000,000.00	100.000	16,000,000.00	100.309000	100.309000	16,049,440.00	16,049,440.00	49,440.00
					16,000,000.00		16,000,000.00	100.000	16,000,000.00			16,049,440.00	16,049,440.00	49,440.00
														94,757.00
Note: The summary values for Acquisition Capital Price are the weighted average acquisition capital prices based upon the Balance Face Value Current for each security.														



11b. Unrealised Unit/Share Capital Gains (Losses) As At 31 March 2025

No unrealised gains or losses (for unit trusts and shares) to report for entered period.



12. Associated Cash Statement for Settlement Period 1 March 2025 to 31 March 2025 inclusive

No associated cash transactions to report for entered period.



13. Tax Summary For 1 March 2025 to 31 March 2025

Interest Income	3,424,510.29
Realised Gains (Losses) - Fixed Interest Dealing	0.00
Realised Gains (Losses) - Principal Repayments	0.00
Total	3,424,510.29



Investment Report Pack
 Central Coast Council
 1 March 2025 to 31 March 2025

Disclaimer:

Laminar Capital Pty Ltd ABN 33 134 784 740 (AFSL 476686), its officers, employees, agents and associates ("Associates") from time to time hold interests in securities of, or earn brokerage, fees and other benefits from, corporations or investment vehicles referred to in documents provided to clients. All information contained herein is confidential and proprietary to Laminar Capital and, accordingly, this material is not to be reproduced in whole or in part or used for any purpose except as authorised by Laminar Capital. It is to be treated as strictly confidential and not disclosed directly or indirectly to any other person, firm or entity.

Distribution of this information to anyone other than the original recipient and that party's advisers is unauthorised. Any reproduction of these materials, in whole or in part, or the divulgence of any of its contents, without the prior consent of Laminar Capital is prohibited. Any securities recommendation or comments (including an opinion) contained in this document is general advice only and does not take into account your personal objectives, financial situation or needs. Laminar Capital is not acting in a fiduciary capacity. Recommendations or statements of opinion expressed may change without notice. You should not act on a recommendation or statement of opinion without first considering the appropriateness of the general advice to your personal circumstances or consulting your investment advisor to determine whether the recommendation or statement of opinion is appropriate for your investment objectives, financial situation or needs.

Laminar Capital believes that the information contained in this document is accurate when issued. Laminar Capital does not warrant that the information contained herein is accurate, reliable, complete or up-to-date, and, to the fullest extent permitted by law, disclaims all liability of Laminar Capital and its Associates for any loss or damage suffered by any person by reason of the use by that person of, or their reliance on, any information contained in this document or any error or defect in this document, whether arising from the negligence of Laminar Capital or its Associates or otherwise. No action should be taken on the basis of or in reliance on the information, opinions or conclusions contained in this document.

Laminar Capital acts as principal when we buy and sell fixed interest securities in the secondary markets. The yield that we quote to you incorporates any margin that we may receive. The margin is the difference between the price at which we, as principal, buy the security and the price at which we sell the security to you. Laminar Capital may also receive placement fees from Issuers for distributing securities on their behalf.

This document is not, and is not intended to be, an offer or invitation for subscription or sale, or a recommendation, with respect to any securities, nor is it to form the basis of any contract or commitment. This document does not purport to identify the nature of the specific market or other risks associated with these products. Before entering into any transaction in relation to the products, the investor should ensure that it fully understands the terms of the products and the transaction, relevant risk factors, the nature and extent of the investor's risk of loss and the nature of the contractual relationship into which the investor is entering. Prior to investing in these products, an investor should determine, based on its own independent review and such professional advice as it deems appropriate, the economic risks and merits, the legal, tax accounting characteristics and risk, and the consequences of an investment in them. This is not a substantive commentary or analysis by Laminar Capital and has not been prepared as a research product or comments by a research analyst.

LAMINAR CAPITAL PTY LTD
 ACN 134 784 740
 WWW.LAMINARCAPITAL.COM.AU

MELBOURNE OFFICE: LEVEL 5 RIALTO NORTH, 525 COLLINS STREET, MELBOURNE, VIC 3000 T 61 3 9001 6990 F 61 3 9001 6933
 SYDNEY OFFICE: LEVEL 18 ANGEL PLACE, 123 PITT STREET, SYDNEY NSW, 2000 T 61 2 8094 1230
 BRISBANE OFFICE: LEVEL 15 CENTRAL PLAZA 1, 345 QUEEN STREET, BRISBANE QLD, 4000 T 61 7 3123 5370

Report Code: TEPACK020EXT-01.87
 Report Description: Investment Report Pack
 Parameters:
 Trading Entity: Central Coast Council
 Trading Book: Central Coast Council
 Settlement Date Base
 History Start Date: 1 Jan 2000
 Income Expense Status: Authorised
 FI Deal Status: Contract
 Exclude Cash
 Exclude Unallocated Cash
 Exclude Negative Unit Holdings

Community Strategic Plan 2025-2035 (Draft)



Acknowledgement of Country

First Nations People have been custodians of this land for at least 60,000 years but it is likely that their connection extends well beyond this. There are thousands of registered sites of cultural significance on the Central Coast, and it is a very treasured place to the First Nations People.

The Aboriginal and Torres Strait Islander communities are also to be celebrated with many inspiring young people, high achievers and respected Elders all calling the Central Coast home. Our area is one of the largest and fastest growing Aboriginal and Torres Strait Islander communities in Australia with many moving here for the environment, opportunity, and connection to family.

We acknowledge that the Central Coast is a land with Traditional Custodians that has ancestral connections to Country spanning back thousands of years, and which are evident in the landscape and cultural sites across the region.

We acknowledge that these were people of the First Nations of Australia.

We pay our respects to Darkinjung country and Elders past and present.

We Acknowledge that Traditional Custodians protected and defended this Land.

We acknowledge that the Central Coast has become home to thousands of First Nations People from across Australia, who now care for Country and community.

We pay our respect to the Elders of the past and the legacy they have left.

We pay our respect to the Elders of the present and their teachings.

We pay our respect to the young leaders, and those who are yet to come.

We cherish the rich and enduring culture of the First Nations People.

We regret past hurts, disconnection to Land, family and community.


We honour Indigenous wisdom, knowledge, and connection to Land.

We recognise that reconciliation is built on trust and affirmative action.

We acknowledge the connection between First Nations People and Country and their important role in shaping the future of the Central Coast.

Contents

Acknowledgement of Country	2	Community Engagement	42
Welcome	6	Community Voice in the CSP	43
Mayor's Message	7	Three Phases of Community Engagement	44
Our Councillors	10	What You Told Us	46
Our Vision	12	Community Strategic Plan	50
Introduction	14	Community Values	51
What is a Community Strategic Plan?	16	CSP Framework	52
Purpose Of This Document	17	Overview	54
Disability, Inclusion and Access	18	Our People	56
Social Justice Principles	20	Our Environment	64
Our Central Coast	22	Our Place	72
Challenges Facing The Community	24	Our Economy	80
What Is Council's Role?	28	Our Leadership	88
Planning for our future	30	Measuring Success	96
Key Enabling Projects	31	Meaningful Progress	97
Our Environment	32	Our People	98
Our Place	34	Our Environment	99
Our Economy	40	Our Place	100
		Our Economy	101
		Our Leadership	102



Welcome

Mayor's Message



On behalf of the newly elected Central Coast Council, it's my pleasure to present the 2025-2035 Community Strategic Plan.

This 10-year plan captures our community's vision, aspirations and priorities and is a result of extensive collaboration with residents and councillors.

It's an intentional and mindful direction that honours where we've been, describes what we love about our community and acknowledges our hopes for the future.

Five key themes form our vision – *Our People, Our Environment, Our Place, Our Economy* and *Our Leadership*.

'*Our People*' recognises that residents want to be part of a strong community, built on connection and shared purpose, that celebrates diversity and recognises our heritage.

'*Our Environment*' describes the desire to protect our natural landscape, improve our green spaces and take pride in our environment.

'*Our Place*' represents the services and facilities people told us they need to enjoy a good quality of life and to create a thriving, sustainable region.

'*Our Economy*' reflects our community's ambition for increased economic vitality, educational opportunities, and investment in tourism to promote local prosperity.



It's an intentional and mindful direction that honours where we've been...

