



Central Coast Council

Ordinary Council Meeting

**ATTACHMENTS PROVIDED UNDER
SEPARATE COVER**

Monday 23 June 2025

Central Coast Council
ATTACHMENTS PROVIDED UNDER SEPARATE COVER to the
Ordinary Council Meeting
To be held in the Central Coast Council Chambers,
2 Hely Street, Wyong
on Monday 23 June 2025
Commencing at 6:30 PM

INDEX

FINANCIAL ITEMS**2.2 Monthly Investment Report May 2025**

Attachment 1: Summary of Investment as at 31 May 2025 3

Attachment 2: Summary of Restrictions as at 31 May 2025 6

Attachment 3: Portfolio Valuation Report as at 31 May 2025..... 7

REPORTS**4.1 Integrated Planning and Reporting (IP&R) Draft Document Suite - For Adoption**

Attachments:41

4.2 Reviewed Investments Management Policy and Draft Borrowings Policy - For Adoption

Attachment 1: Draft Investments Policy.....42

Attachment 2: Draft Borrowings Policy.....53

4.4 Davistown Wetlands Management

Attachment 1: Map Davistown Wetlands.....62

Attachment 2: Management Activities Tables 1 - 463

4.7 Local Government Remuneration Tribunal Determination - Mayor and Councillor Fees For Determination

Attachment 1: LGRT-2025-Annual-Determination67

4.10 Community Support Grant Program April 2025

Attachment 1: CSP April 2025 Recommended and Not Recommended 114

NOTICES OF MOTIONS**5.1 Notice of Motion - Mobilising the Davistown Wetlands Fund**

Attachment 1: Davistown Wetlands Restoration Priorities May 2025 117

Central Coast Council Summary of Investments as at 31-May-2025							
Financial Institution	Type of Investment	Short Term Rating	Long Term Rating	Maturity Date	Portfolio Balance \$	As a % of the total Portfolio	Interest Rate %
CASH AT CALL:							
Commonwealth Bank of Australia	Business On-line Saver	A-1+	AA	Daily	18,339,822	2.16%	3.85%
AMP limited	At Call	A-2	BBB	Daily	6,587	0.00%	4.50%
Total Cash At Call					18,346,409	2.16%	
TERM DEPOSITS, FLOATING RATE NOTES & BONDS:							
Auswide Bank	Floating Rate Note	A3	BBB	10-Jun-2025	5,000,000	0.59%	5.41%
Bank of Queensland	Term Deposit	A-2	A	16-Jun-2025	10,000,000	1.18%	1.53%
MyState Bank	Floating Rate Note	P-2	BBB	16-Jun-2025	9,500,000	1.12%	4.76%
UBS Australia Limited	Bonds	A	A	30-Jul-2025	4,000,000	0.47%	1.20%
UBS Australia Limited	Floating Rate Note	A	A	30-Jul-2025	10,000,000	1.18%	4.74%
MyState Bank	Floating Rate Note	P-2	BBB	13-Oct-2025	10,000,000	1.18%	5.35%
Credit Union Australia Ltd t/as Great Southern Bank	Floating Rate Note	A2	BBB	01-Dec-2025	3,500,000	0.41%	5.70%
Bendigo and Adelaide Bank	Floating Rate Note	A-2	A	02-Dec-2025	35,500,000	4.17%	4.64%
QPCU LTD t/a QBANK	Floating Rate Note	A3	BBB	06-Dec-2025	10,000,000	1.18%	5.87%
SunCorp Bank	Floating Rate Note	A	AA	24-Feb-2026	5,000,000	0.59%	4.16%
UBS Australia Limited	Floating Rate Note	A	A	26-Feb-2026	18,800,000	2.21%	4.21%
Newcastle Permanent Building Society	Floating Rate Note	A-2	BBB	04-Mar-2026	1,000,000	0.12%	4.75%
Credit Union Australia	Floating Rate Note	A2	BBB	22-Apr-2026	11,000,000	1.29%	4.63%
Bank of Queensland	Floating Rate Note	A-2	A	06-May-2026	5,000,000	0.59%	4.48%
Teachers Mutual Bank	Floating Rate Note	A2	BBB	16-Jun-2026	1,700,000	0.20%	4.79%
QPCU LTD t/a QBANK	Floating Rate Note	A3	BBB	16-Jun-2026	4,500,000	0.53%	5.81%
Bendigo and Adelaide Bank	Floating Rate Note	A-2	A	18-Jun-2026	15,300,000	1.80%	4.76%
Bank of Queensland	Term Deposit	A-2	A	08-Jul-2026	5,000,000	0.59%	4.64%
Bank of Queensland	Floating Rate Note	A-2	A	22-Jul-2026	3,000,000	0.35%	4.53%
National Australia Bank	Floating Rate Note	A-1+	AA	24-Aug-2026	7,000,000	0.82%	4.12%
Suncorp Bank	Floating Rate Note	A	AA	15-Sep-2026	12,900,000	1.52%	4.59%
Bank of Queensland	Floating Rate Note	A-2	A	27-Oct-2026	22,000,000	2.59%	4.70%
Northern Territory Treasury Corporation	Bonds	A	AA	15-Dec-2026	5,000,000	0.59%	1.40%
Commonwealth Bank of Australia	Floating Rate Note	A-1+	AA	14-Jan-2027	6,500,000	0.76%	4.75%
Suncorp Bank	Floating Rate Note	A	AA	25-Jan-2027	13,000,000	1.53%	4.68%
Westpac Banking Corporation	Floating Rate Note	A-1+	AA	25-Jan-2027	16,000,000	1.88%	4.60%
Bank Australia Limited	Floating Rate Note	A2	BBB	22-Feb-2027	9,250,000	1.09%	5.28%
Auswide Bank	Floating Rate Note	A3	BBB	17-Mar-2027	4,500,000	0.53%	5.61%
Bank of Queensland	Floating Rate Note	A-2	A	09-May-2028	5,000,000	0.59%	5.01%
NSW Treasury Corporation	Bonds	A-1+	AA	15-Nov-2028	15,000,000	1.76%	3.00%
UBS Australia Limited	Floating Rate Note	A	A	12-May-2028	7,600,000	0.89%	5.35%
QPCU LTD t/a QBANK	Floating Rate Note	A3	BBB	18-Sep-2026	9,500,000	1.12%	5.76%
Illawarra Credit Union Ltd	Floating Rate Note	A3	BBB	21-Sep-2026	9,000,000	1.06%	5.81%
Teachers Mutual Bank	Floating Rate Note	A2	BBB	28-Oct-2025	2,000,000	0.24%	5.40%
Credit Union Australia Ltd t/as Great Southern Bank	Floating Rate Note	A2	BBB	09-Feb-2027	12,500,000	1.47%	5.46%
Police Bank Ltd	Floating Rate Note	A2	BBB	17-Nov-2026	5,000,000	0.59%	5.36%
QPCU LTD t/a QBANK	Floating Rate Note	A3	BBB	01-Dec-2026	10,000,000	1.18%	5.77%
Members Banking Group Limited t/as RACQ Bank	Floating Rate Note	A2	BBB	24-Feb-2026	6,500,000	0.76%	5.21%
Auswide Bank	Floating Rate Note	A3	BBB	07-Nov-2025	9,750,000	1.15%	5.33%
Judo Bank	Bonds	A3	BBB	26-Sep-2025	8,630,000	1.01%	6.40%
Newcastle Permanent Building Society	Floating Rate Note	A-2	BBB	10-Feb-2027	13,100,000	1.54%	4.80%
Credit Union Australia Ltd t/as Great Southern Bank	Floating Rate Note	A2	BBB	23-Oct-2026	2,500,000	0.29%	5.54%
BankVic	Term Deposit	A2	BBB	19-Nov-2025	5,000,000	0.59%	5.25%
Bank Australia Limited	Floating Rate Note	A2	BBB	21-Feb-2028	10,000,000	1.18%	5.43%
Illawarra Credit Union Ltd	Term Deposit	A3	BBB	04-Jun-2025	5,000,000	0.59%	5.40%
G&C Mutual Bank Limited	Term Deposit	A2	BBB	16-Jul-2025	5,000,000	0.59%	5.35%
G&C Mutual Bank Limited	Term Deposit	A2	BBB	20-Aug-2025	5,000,000	0.59%	5.35%
G&C Mutual Bank Limited	Term Deposit	A2	BBB	17-Sep-2025	5,000,000	0.59%	5.35%
Police and Nurses bank	Term Deposit	A2	BBB	25-Jun-2025	5,000,000	0.59%	5.35%
Bank of Queensland	Bonds	A-2	A	27-Jan-2027	5,000,000	0.59%	4.70%
Rabo Bank	Term Deposit	P-1	A	09-Jul-2025	5,000,000	0.59%	5.32%
Rabo Bank	Term Deposit	P-1	A	06-Aug-2025	5,000,000	0.59%	5.32%

Central Coast Council Summary of Investments as at 31-May-2025							
Financial Institution	Type of Investment	Short Term Rating	Long Term Rating	Maturity Date	Portfolio Balance \$	As a % of the total Portfolio	Interest Rate %
National Australia Bank	Term Deposit	A-1+	AA	02-Jul-2025	5,000,000	0.59%	5.20%
National Australia Bank	Term Deposit	A-1+	AA	23-Jul-2025	5,000,000	0.59%	5.20%
Teachers Mutual Bank	Floating Rate Note	A2	BBB	21-Jun-2027	10,000,000	1.18%	5.41%
Rabo Bank	Term Deposit	P-1	A	15-Jul-2025	5,000,000	0.59%	5.00%
Rabo Bank	Term Deposit	P-1	A	18-Feb-2026	5,000,000	0.59%	4.85%
Rabo Bank	Term Deposit	P-1	A	16-Jun-2025	5,000,000	0.59%	5.00%
ING	Term Deposit	A2	A	10-Sep-2025	5,000,000	0.59%	4.95%
ING	Term Deposit	A2	A	08-Oct-2025	5,000,000	0.59%	5.03%
ING	Term Deposit	A2	A	22-Oct-2025	5,000,000	0.59%	5.03%
Beyond Bank	Term Deposit	A2	BBB	13-Aug-2025	5,000,000	0.59%	5.15%
Beyond Bank	Term Deposit	A2	BBB	27-Aug-2025	5,000,000	0.59%	5.15%
ING	Term Deposit	A2	A	12-Nov-2025	5,000,000	0.59%	5.10%
ING	Term Deposit	A2	A	26-Nov-2025	5,000,000	0.59%	5.10%
ING	Term Deposit	A2	A	19-Dec-2025	5,000,000	0.59%	5.10%
ING	Term Deposit	A2	A	07-Jan-2026	5,000,000	0.59%	5.10%
Rabo Bank	Term Deposit	P-1	A	28-Jan-2026	5,000,000	0.59%	5.10%
Rabo Bank	Term Deposit	P-1	A	20-May-2026	5,000,000	0.59%	5.10%
Defence Bank	Term Deposit	A2	BBB	03-Sep-2025	5,000,000	0.59%	5.09%
ING	Term Deposit	A2	A	19-Dec-2025	5,000,000	0.59%	5.11%
ING	Term Deposit	A2	A	24-Dec-2025	5,000,000	0.59%	5.11%
Auswide Bank	Term Deposit	A3	BBB	11-Dec-2025	5,000,000	0.59%	5.10%
Bank of Queensland	Term Deposit	A-2	A	19-Jun-2025	7,500,000	0.88%	5.15%
Bank of Queensland	Term Deposit	A-2	A	10-Jul-2025	7,500,000	0.88%	5.11%
Credit Union Australia Ltd t/as Great Southern Bank	Term Deposit	A2	BBB	17-Jul-2025	5,000,000	0.59%	5.16%
Credit Union Australia Ltd t/as Great Southern Bank	Term Deposit	A2	BBB	24-Jul-2025	5,000,000	0.59%	5.16%
Police Bank Ltd	Floating Rate Note	A2	BBB	08-Nov-2027	2,000,000	0.24%	4.97%
Auswide Bank	Floating Rate Note	A3	BBB	22-Mar-2027	2,750,000	0.32%	5.72%
AMP limited	Floating Rate Note	A-2	BBB	13-Sep-2027	24,000,000	2.82%	5.39%
AMP limited	Term Deposit	A-2	BBB	16-Jul-2025	5,000,000	0.59%	5.10%
AMP limited	Term Deposit	A-2	BBB	01-Oct-2025	5,000,000	0.59%	5.05%
Rabo Bank	Term Deposit	P-1	A	09-Jan-2030	5,000,000	0.59%	5.03%
Auswide Bank	Term Deposit	A3	BBB	08-Oct-2025	5,000,000	0.59%	5.00%
Defence Bank	Term Deposit	A2	BBB	14-Jan-2026	5,000,000	0.59%	5.00%
Australian Military Bank Limited	Term Deposit	A2	BBB	03-Feb-2027	5,000,000	0.59%	4.85%
Australian Military Bank Limited	Term Deposit	A2	BBB	10-Feb-2027	5,000,000	0.59%	4.85%
Rabo Bank	Term Deposit	P-1	A	05-Aug-2026	5,000,000	0.59%	4.78%
Rabo Bank	Term Deposit	P-1	A	19-Aug-2026	5,000,000	0.59%	4.73%
Rabo Bank	Term Deposit	P-1	A	14-Feb-2029	5,000,000	0.59%	5.04%
Rabo Bank	Term Deposit	P-1	A	13-Feb-2030	5,000,000	0.59%	5.15%
Bank of China Australia	Term Deposit	A1	A	18-Feb-2026	5,000,000	0.59%	4.77%
Bank of China Australia	Term Deposit	A1	A	25-Feb-2026	5,000,000	0.59%	4.77%
Credit Union Australia Ltd t/as Great Southern Bank	Floating Rate Note	A2	BBB	01-Nov-2027	5,000,000	0.59%	4.91%
Rabo Bank	Term Deposit	P-1	A	07-Mar-2029	5,000,000	0.59%	4.87%
Rabo Bank	Term Deposit	P-1	A	27-Feb-2030	5,000,000	0.59%	5.00%
Maitland Mutual Ltd / TA the Mutual Bank	Term Deposit	A2	BBB	15-Mar-2028	5,000,000	0.59%	4.75%
Maitland Mutual Ltd / TA the Mutual Bank	Term Deposit	A2	BBB	22-Mar-2028	5,000,000	0.59%	4.75%
G&C Mutual Bank Limited	Term Deposit	A2	BBB	10-Mar-2027	5,000,000	0.59%	4.70%
G&C Mutual Bank Limited	Term Deposit	A2	BBB	08-Mar-2028	5,000,000	0.59%	4.80%
Newcastle Permanent Building Society	Floating Rate Note	A-2	BBB	21-Jan-2030	20,000,000	2.35%	5.20%
Rabo Bank	Term Deposit	P-1	A	18-Apr-2029	10,000,000	1.18%	4.55%
Rabo Bank	Term Deposit	P-1	A	03-Apr-2030	10,000,000	1.18%	4.75%
Bendigo and Adelaide Bank	Term Deposit	A-2	A	15-Oct-2025	5,000,000	0.59%	4.55%
Bank of China Australia	Term Deposit	A1	A	29-Oct-2025	5,000,000	0.59%	4.62%
Bank of Queensland	Term Deposit	A-2	A	22-Oct-2025	5,000,000	0.59%	4.68%
Bank of Queensland	Floating Rate Note	A-2	A	30-Apr-2029	8,490,000	1.00%	5.15%
ING	Floating Rate Note	A2	A	20-Aug-2029	10,000,000	1.18%	4.81%
ING	Term Deposit	A2	A	20-Mar-2030	5,000,000	0.59%	4.37%
Westpac Banking Corporation	Term Deposit	A-1+	AA	11-Feb-2026	5,000,000	0.59%	4.30%
Westpac Banking Corporation	Term Deposit	A-1+	AA	27-May-2026	5,000,000	0.59%	4.38%

Central Coast Council Summary of Investments as at 31-May-2025							
Financial Institution	Type of Investment	Short Term Rating	Long Term Rating	Maturity Date	Portfolio Balance \$	As a % of the total Portfolio	Interest Rate %
Westpac Banking Corporation	Term Deposit	A-1+	AA	18-Apr-2029	5,000,000	0.59%	4.35%
Westpac Banking Corporation	Term Deposit	A-1+	AA	03-Apr-2030	5,000,000	0.59%	4.49%
Westpac Banking Corporation	Term Deposit	A-1+	AA	01-Jun-2026	5,000,000	0.59%	4.38%
Bendigo and Adelaide Bank	Term Deposit	A-2	A	01-Dec-2025	5,000,000	0.59%	4.25%
ING	Term Deposit	A2	A	09-May-2029	5,000,000	0.59%	4.27%
ING	Term Deposit	A2	A	08-May-2030	5,000,000	0.59%	4.42%
Bank of China Australia	Floating Rate Note	A1	A	26-May-2028	5,000,000	0.59%	4.53%
Suncorp Bank	Floating Rate Note	A	AA	21-May-2030	10,000,000	1.18%	4.66%
Total Term Deposit & Bonds:					832,270,000	97.84%	
TOTAL PORTFOLIO					850,616,409	100.00%	
Current					408,526,409	48.03%	
Non-Current					442,090,000	51.97%	
TOTAL PORTFOLIO					850,616,409	100.00%	

Green Investments

Central Coast Council
External and Internal Restrictions as at 31 May 2025

Restrictions	2024/25 Opening Balance	2024/25 YTD Transfers to/(from)	Closing Balance as at 31 May 2025
External Restrictions			
Developer Contributions	239,950,758	8,123,722	248,074,480
Unexpended Grants	34,656,937	(4,470,214)	30,186,723
Stormwater Levy	547,140	0	547,140
Caravan Park Surplus	14,604,824	(14,604,824)	0
Cemeteries Surplus	582,176	(212,877)	369,299
Coastal Open Space	7,143,736	258,523	7,402,259
Biobanking Agreement 161	323,319	(43,225)	280,094
Crown Land Business Enterprises	2,205,938	(2,205,938)	0
Crown Land Patonga Camping Ground	1,215,477	(1,215,477)	0
The Entrance Town Centre Special Rate Levy	0	0	0
Toukley Town Centre Special Rate Levy	0	40,618	40,618
Wyong Town Centre Special Rate Levy	0	0	0
Tourism Special Rate Levy	2,767,403	514,410	3,281,813
Gosford CBD Special Rate Levy	0	0	0
Gosford Parking Station Special Rate Levy	1,532,965	(925,676)	607,289
Crown Lands	0	22,320,737	22,320,737
Other External Restrictions	476,481	(25,447)	451,034
Domestic Waste Management	116,121,266	(1,534,696)	114,586,570
Water Supply Authority	116,066,154	47,593,513	163,659,667
Total External Restrictions	538,194,573	53,613,149	591,807,722
Internal Restrictions			
Self Insurance Claims	11,574,000	0	11,574,000
Employee Leave Entitlements	12,316,718	0	12,316,718
Tip Rehabilitation	37,269,050	0	37,269,050
Land Development	1,065,195	(1,065,195)	0
Davistown Wetland	1,436,049	(1,436,049)	0
Regional Library	9,236,932	(5,910,194)	3,326,738
St Huberts Drainage Licence Fee	771,523	(23,300)	748,223
Waste Management Infrastructure	32,919,817	10,173,101	43,092,919
Emergency Services Levy savings	243,710	(243,710)	0
Employment Generating Projects	2,656,356	(2,656,356)	0
Emergency Loans Repayments	15,800,000	15,400,000	31,200,000
Strategic Priorities	7,296,804	3,184,370	10,481,174
Multi Year Projects	5,804,329	(3,601,783)	2,202,547
Conservation Fund	0	3,361,138	3,361,138
Section 355 Advances and Deposits	264,386	(264,386)	0
Total Internal Restrictions	138,654,869	16,917,637	155,572,506
Grand Total	676,849,442	70,530,786	747,380,229



Investment Report Pack

Central Coast Council

1 May 2025 to 31 May 2025



Contents

1. Securities Held By Trading Book Maturing Post 31 May 2025
2. Interest and Distribution Income Received For 1 May 2025 to 31 May 2025
3. Acquisitions, Disposals and Maturities Between 1 May 2025 and 31 May 2025
4. Interest Income Accrued As At 31 May 2025
5. Portfolio Valuation As At 31 May 2025
6. Portfolio Valuation By Categories As At 31 May 2025
7. Performance Statistics For Period Ending 31 May 2025
8. Intentionally left blank
9. Realised Gains (Losses) - Fixed Interest Dealing For 1 May 2025 to 31 May 2025
- 9b. Realised Gains (Losses) - Share Dealing For 1 May 2025 to 31 May 2025
10. Realised Gains (Losses) - Principal Repayments For 1 May 2025 to 31 May 2025
11. Unrealised FI Capital Gains (Losses) As At 31 May 2025
12. Associated Cash Statement for Settlement Period 1 May 2025 to 31 May 2025 inclusive
13. Tax Summary For 1 May 2025 to 31 May 2025



1. Securities Held By Trading Book Maturing Post 31 May 2025

Latest Deal Code	Latest Deal Settlement Date	Issuer	ISIN	WAL / Interim Maturity Date	Next Coupon Date	Coupon Rate/Latest Yield	Coupon Frequency	Security Type	Security Rating	Face Value Notional	Current Face Value Notional	Market Value
Central Coast Council												
LC251751	1 May 2025	AMP Bank Ltd		1 Jun 2025	1 Jun 2025	3.80	Nil	At Call	S&P BBB+	6,586.79	6,586.79	6,586.79
LC251755	1 May 2025	Commonwealth Bank of Australia Ltd		1 Jun 2025	1 Jun 2025	0.00	Nil	At Call	S&P AA-	18,339,821.99	18,339,821.99	18,339,821.99
LX209073	13 Jun 2024	Illawarra Credit Union Ltd		4 Jun 2025	4 Jun 2025	5.40	Maturity	TD	S&P ST A2	5,000,000.00	5,000,000.00	5,260,383.55
LC145373	10 Jun 2022	Auswide Bank Limited	AU3FN0069555	10 Jun 2025	10 Jun 2025	5.41	Quarterly	FRN	Moody's Baa2	5,000,000.00	5,000,000.00	5,061,850.00
LC107738	16 Jun 2021	MyState Bank Ltd	AU3FN0061024	16 Jun 2025	16 Jun 2025	4.76	Quarterly	FRN	Moody's Baa2	9,500,000.00	9,500,000.00	9,594,050.00
LC96637	16 Jun 2020	Bank of Queensland Ltd		16 Jun 2025	16 Jun 2025	1.53	Annual	TD	Moody's A3	10,000,000.00	10,000,000.00	10,146,293.20
LC218001	11 Sep 2024	Rabobank Australia Ltd		16 Jun 2025	16 Jun 2025	5.00	Maturity	TD	S&P ST A1	5,000,000.00	5,000,000.00	5,179,452.05
LX229254	12 Dec 2024	Bank of Queensland Ltd		19 Jun 2025	19 Jun 2025	5.15	Maturity	TD	S&P ST A2	7,500,000.00	7,500,000.00	7,679,897.25
LC209232	14 Jun 2024	P&N Bank Ltd		25 Jun 2025	14 Jun 2025	5.35	Semi Annual	TD	S&P BBB	5,000,000.00	5,000,000.00	5,257,239.75
LX213689	1 Aug 2024	National Australia Bank Ltd		2 Jul 2025	2 Jul 2025	5.20	Maturity	TD	S&P ST A1+	5,000,000.00	5,000,000.00	5,215,835.60
LC210140	26 Jun 2024	Rabobank Australia Ltd		9 Jul 2025	9 Jul 2025	5.32	Maturity	TD	S&P A+	5,000,000.00	5,000,000.00	5,247,052.05
LX229255	12 Dec 2024	Bank of Queensland Ltd		10 Jul 2025	10 Jul 2025	5.11	Maturity	TD	S&P ST A2	7,500,000.00	7,500,000.00	7,678,500.00
LC217987	11 Sep 2024	Rabobank Australia Ltd		15 Jul 2025	15 Jul 2025	5.00	Maturity	TD	S&P ST A1	5,000,000.00	5,000,000.00	5,179,452.05
LC230773	8 Jan 2025	AMP Bank Ltd		16 Jul 2025	16 Jul 2025	5.10	Maturity	TD	Moody's ST P-2	5,000,000.00	5,000,000.00	5,099,904.10
LX209090	13 Jun 2024	G&C Mutual Bank Limited t/as Unity Bank & Reliance Bank		16 Jul 2025	16 Jul 2025	5.35	Maturity	TD	S&P BBB+	5,000,000.00	5,000,000.00	5,257,972.60
LX229258	12 Dec 2024	Credit Union Australia Ltd t/as Great Southern Bank		17 Jul 2025	17 Jul 2025	5.16	Maturity	TD	S&P ST A2	5,000,000.00	5,000,000.00	5,120,164.40
LX213692	1 Aug 2024	National Australia Bank Ltd		23 Jul 2025	23 Jul 2025	5.20	Maturity	TD	S&P ST A1+	5,000,000.00	5,000,000.00	5,215,835.60
LX229259	12 Dec 2024	Credit Union Australia Ltd t/as Great Southern Bank		24 Jul 2025	24 Jul 2025	5.16	Maturity	TD	S&P ST A2	5,000,000.00	5,000,000.00	5,120,164.40
LC100329	14 Jan 2021	UBS Australia Ltd	AU3CB0273407	30 Jul 2025	30 Jul 2025	1.20	Semi Annual	Fixed	Moody's Aa2	4,000,000.00	4,000,000.00	3,996,680.00
LC104737	7 Apr 2021	UBS Australia Ltd	AU3FN0055307	30 Jul 2025	30 Jul 2025	4.74	Quarterly	FRN	S&P A+	10,000,000.00	10,000,000.00	10,047,800.00
LC210145	26 Jun 2024	Rabobank Australia Ltd		6 Aug 2025	6 Aug 2025	5.32	Maturity	TD	S&P A+	5,000,000.00	5,000,000.00	5,247,052.05
LC223234	7 Nov 2024	Beyond Bank Australia Ltd		13 Aug 2025	13 Aug 2025	5.15	Maturity	TD	S&P ST A2	5,000,000.00	5,000,000.00	5,144,623.30
LX209091	13 Jun 2024	G&C Mutual Bank Limited t/as Unity Bank & Reliance Bank		20 Aug 2025	20 Aug 2025	5.35	Maturity	TD	S&P BBB+	5,000,000.00	5,000,000.00	5,257,972.60
LC223235	7 Nov 2024	Beyond Bank Australia Ltd		27 Aug 2025	27 Aug 2025	5.15	Maturity	TD	S&P ST A2	5,000,000.00	5,000,000.00	5,144,623.30
LX225649	28 Nov 2024	Defence Bank Ltd		3 Sep 2025	3 Sep 2025	5.09	Maturity	TD	S&P ST A2	5,000,000.00	5,000,000.00	5,128,295.90
LC218018	11 Sep 2024	ING Bank Australia Limited		10 Sep 2025	10 Sep 2025	4.95	Maturity	TD	S&P ST A1	5,000,000.00	5,000,000.00	5,177,657.55
LX209092	13 Jun 2024	G&C Mutual Bank Limited t/as Unity Bank & Reliance Bank		17 Sep 2025	17 Sep 2025	5.35	Maturity	TD	S&P BBB+	5,000,000.00	5,000,000.00	5,257,972.60
LC190925	19 Jan 2024	Judo Bank	AU3CB0292480	26 Sep 2025	26 Sep 2025	6.40	Semi Annual	Fixed	S&P BBB	8,630,000.00	8,630,000.00	8,752,200.80
LC230775	8 Jan 2025	AMP Bank Ltd		1 Oct 2025	1 Oct 2025	5.05	Maturity	TD	Moody's ST P-2	5,000,000.00	5,000,000.00	5,098,924.65



Investment Report Pack
 Central Coast Council
 1 May 2025 to 31 May 2025

Latest Deal Code	Latest Deal Settlement Date	Issuer	ISIN	WAL / Interim Maturity Date	Next Coupon Date	Coupon Rate / Latest Yield	Coupon Frequency	Security Type	Security Rating	Face Value Notional	Current Face Value Notional	Market Value
LX220905	17 Oct 2024	ING Bank Australia Limited		8 Oct 2025	8 Oct 2025	5.03	Maturity	TD	S&P ST A1	5,000,000.00	5,000,000.00	5,155,723.30
LX230777	8 Jan 2025	Auswide Bank Limited		8 Oct 2025	8 Oct 2025	5.00	Maturity	TD	Moody's ST P-2	5,000,000.00	5,000,000.00	5,097,945.20
LC155063	13 Oct 2022	MyState Bank Ltd	AU3FN0072369	13 Oct 2025	14 Jul 2025	5.35	Quarterly	FRN	Moody's Baa2	10,000,000.00	10,000,000.00	10,094,400.00
LC247974	15 Apr 2025	Bendigo & Adelaide Bank Ltd		15 Oct 2025	15 Oct 2025	4.55	Maturity	TD	S&P ST A2	5,000,000.00	5,000,000.00	5,028,671.25
LX220906	17 Oct 2024	ING Bank Australia Limited		22 Oct 2025	22 Oct 2025	5.03	Maturity	TD	S&P A	5,000,000.00	5,000,000.00	5,155,723.30
LX247920	15 Apr 2025	Bank of Queensland Ltd		22 Oct 2025	22 Oct 2025	4.68	Maturity	TD	S&P ST A2	5,000,000.00	5,000,000.00	5,029,490.40
LC181158	29 Sep 2023	Teachers Mutual Bank Ltd	AU3FN0072740	28 Oct 2025	28 Jul 2025	5.40	Quarterly	FRN	Moody's Baa1	2,000,000.00	2,000,000.00	2,017,820.00
LX247919	15 Apr 2025	Bank of China Limited, Sydney Branch		29 Oct 2025	29 Oct 2025	4.62	Maturity	TD	Moody's ST P-1	5,000,000.00	5,000,000.00	5,029,112.35
LC188385	11 Dec 2023	Auswide Bank Limited	AU3FN0073037	7 Nov 2025	7 Aug 2025	5.33	Quarterly	FRN	Moody's Baa2	9,750,000.00	9,750,000.00	9,815,617.50
LC223313	7 Nov 2024	ING Bank Australia Limited		12 Nov 2025	7 Nov 2025	5.10	Semi Annual	TD	S&P A	5,000,000.00	5,000,000.00	5,143,219.20
LC208078	30 May 2024	BankVic		19 Nov 2025	19 Nov 2025	5.25	Maturity	TD	S&P BBB	5,000,000.00	5,000,000.00	5,263,219.20
LC223315	7 Nov 2024	ING Bank Australia Limited		26 Nov 2025	7 Nov 2025	5.10	Semi Annual	TD	S&P A	5,000,000.00	5,000,000.00	5,143,219.20
LC157929	1 Dec 2022	Credit Union Australia Ltd t/as Great Southern Bank	AU3FN0073961	1 Dec 2025	2 Jun 2025	5.70	Quarterly	FRN	Moody's Baa1	3,500,000.00	3,500,000.00	3,565,520.00
LC254436	28 May 2025	Bendigo & Adelaide Bank Ltd		1 Dec 2025	1 Dec 2025	4.25	Maturity	TD	S&P ST A2	5,000,000.00	5,000,000.00	5,001,746.60
LC112609	20 Sep 2021	Bendigo & Adelaide Bank Ltd	AU3FN0057634	2 Dec 2025	2 Jun 2025	4.64	Quarterly	FRN	S&P A-	35,500,000.00	35,500,000.00	35,905,055.00
LC157906	6 Dec 2022	QPCU LTD t/a QBANK	AU3FN0073979	6 Dec 2025	6 Jun 2025	5.87	Quarterly	FRN	S&P BBB-	10,000,000.00	10,000,000.00	10,197,100.00
LX229252	12 Dec 2024	Auswide Bank Limited		11 Dec 2025	11 Dec 2025	5.10	Maturity	TD	Moody's ST P-2	5,000,000.00	5,000,000.00	5,118,767.10
LC223316	7 Nov 2024	ING Bank Australia Limited		19 Dec 2025	7 Nov 2025	5.10	Semi Annual	TD	S&P A	5,000,000.00	5,000,000.00	5,143,219.20
LX225654	28 Nov 2024	ING Bank Australia Limited		19 Dec 2025	19 Dec 2025	5.11	Maturity	TD	S&P A	5,000,000.00	5,000,000.00	5,128,800.00
LX225655	28 Nov 2024	ING Bank Australia Limited		24 Dec 2025	24 Dec 2025	5.11	Maturity	TD	S&P A	5,000,000.00	5,000,000.00	5,128,800.00
LC223317	7 Nov 2024	ING Bank Australia Limited		7 Jan 2026	7 Nov 2025	5.10	Semi Annual	TD	S&P A	5,000,000.00	5,000,000.00	5,143,219.20
LX230778	8 Jan 2025	Defence Bank Ltd		14 Jan 2026	14 Jan 2026	5.00	Maturity	TD	S&P BBB+	5,000,000.00	5,000,000.00	5,097,945.20
LC225657	28 Nov 2024	Rabobank Australia Ltd		28 Jan 2026	28 Jan 2026	5.10	Maturity	TD	S&P A+	5,000,000.00	5,000,000.00	5,128,547.95
LX251667	14 May 2025	Westpac Banking Corporation Ltd		11 Feb 2026	11 Feb 2026	4.30	Maturity	TD	S&P ST A1+	5,000,000.00	5,000,000.00	5,010,013.70
LX234188	13 Feb 2025	Bank of China Limited, Sydney Branch		18 Feb 2026	18 Feb 2026	4.77	Maturity	TD	Moody's A1	5,000,000.00	5,000,000.00	5,069,916.45
LC217990	11 Sep 2024	Rabobank Australia Ltd		18 Feb 2026	11 Sep 2025	4.85	Annual	TD	S&P A+	5,000,000.00	5,000,000.00	5,174,068.50
LC112608	20 Sep 2021	Suncorp Bank (Norfina Ltd) - Subsidiary of ANZ	AU3FN0058343	24 Feb 2026	25 Aug 2025	4.16	Quarterly	FRN	S&P AA-	5,000,000.00	5,000,000.00	5,002,600.00
LC188379	11 Dec 2023	Members Banking Group Limited t/as RACQ Bank	AU3FN0075453	24 Feb 2026	25 Aug 2025	5.21	Quarterly	FRN	Moody's Baa1	6,500,000.00	6,500,000.00	6,536,595.00
LX234189	13 Feb 2025	Bank of China Limited, Sydney Branch		25 Feb 2026	25 Feb 2026	4.77	Maturity	TD	Moody's A1	5,000,000.00	5,000,000.00	5,069,916.45
LC103543	11 Mar 2021	UBS Australia Ltd	AU3FN0058608	26 Feb 2026	26 Aug 2025	4.21	Quarterly	FRN	Moody's Aa2	18,800,000.00	18,800,000.00	18,816,732.00
LC103141	4 Mar 2021	Newcastle Greater Mutual Group Ltd	AU3FN0058699	4 Mar 2026	4 Jun 2025	4.75	Quarterly	FRN	S&P BBB+	1,000,000.00	1,000,000.00	1,010,200.00
LC164300	17 Mar 2023	Auswide Bank Limited	AU3FN0076352	17 Mar 2026	17 Jun 2025	5.61	Quarterly	FRN	Moody's Baa2	4,500,000.00	4,500,000.00	4,572,450.00



Investment Report Pack
 Central Coast Council
 1 May 2025 to 31 May 2025

Latest Deal Code	Latest Deal Settlement Date	Issuer	ISIN	WAL / Interim Maturity Date	Next Coupon Date	Coupon Rate / Latest Yield	Coupon Frequency	Security Type	Security Rating	Face Value Notional	Current Face Value Notional	Market Value
LC105450	22 Apr 2021	Credit Union Australia Ltd t/as Great Southern Bank	AU3FN0059721	22 Apr 2026	22 Jul 2025	4.63	Quarterly	FRN	Moody's Baa1	11,000,000.00	11,000,000.00	11,057,310.00
LC109088	9 Jul 2021	Bank of Queensland Ltd	AU3FN0060406	6 May 2026	6 Aug 2025	4.48	Quarterly	FRN	S&P A-	5,000,000.00	5,000,000.00	5,018,900.00
LC225658	28 Nov 2024	Rabobank Australia Ltd		20 May 2026	20 May 2026	5.10	Maturity	TD	S&P A+	5,000,000.00	5,000,000.00	5,128,547.95
LX251669	14 May 2025	Westpac Banking Corporation Ltd		27 May 2026	14 May 2026	4.38	Semi Annual	TD	S&P AA-	5,000,000.00	5,000,000.00	5,010,200.00
LX251674	14 May 2025	Westpac Banking Corporation Ltd			1 Jun 2026	4.38	Semi Annual	TD	S&P AA-	5,000,000.00	5,000,000.00	5,010,200.00
LC169762	16 Jun 2023	QPCU LTD t/a QBANK	AU3FN0078895	16 Jun 2026	16 Jun 2025	5.81	Quarterly	FRN	S&P BBB-	4,500,000.00	4,500,000.00	4,600,485.00
LC137828	1 Apr 2022	Teachers Mutual Bank Ltd	AU3FN0061016	16 Jun 2026	16 Jun 2025	4.79	Quarterly	FRN	Moody's Baa1	1,700,000.00	1,700,000.00	1,716,609.00
LC109586	23 Jul 2021	Bendigo & Adelaide Bank Ltd	AU3FN0061081	18 Jun 2026	18 Jun 2025	4.76	Quarterly	FRN	S&P A-	15,300,000.00	15,300,000.00	15,463,863.00
LX109029	8 Jul 2021	Bank of Queensland Ltd		8 Jul 2026	8 Jul 2025	4.64	Quarterly	FRD	Moody's A3	5,000,000.00	5,000,000.00	5,033,701.45
LX109587	22 Jul 2021	Bank of Queensland Ltd		22 Jul 2026	22 Jul 2025	4.53	Quarterly	FRD	Moody's A3	3,000,000.00	3,000,000.00	3,014,527.86
LC234191	13 Feb 2025	Rabobank Australia Ltd		5 Aug 2026	13 Feb 2026	4.78	Annual	TD	S&P A+	5,000,000.00	5,000,000.00	5,070,063.00
LC234192	13 Feb 2025	Rabobank Australia Ltd		19 Aug 2026	13 Feb 2026	4.73	Annual	TD	S&P A+	5,000,000.00	5,000,000.00	5,069,330.15
LC112610	20 Sep 2021	National Australia Bank Ltd	AU3FN0062659	24 Aug 2026	25 Aug 2025	4.12	Quarterly	FRN	S&P AA-	7,000,000.00	7,000,000.00	7,003,570.00
LC113804	15 Oct 2021	Suncorp Bank (Norfinia Ltd) - Subsidiary of ANZ	AU3FN0062964	15 Sep 2026	16 Jun 2025	4.59	Quarterly	FRN	S&P AA-	12,900,000.00	12,900,000.00	13,008,747.00
LC180295	18 Sep 2023	QPCU LTD t/a QBANK	AU3FN0081295	18 Sep 2026	18 Jun 2025	5.76	Quarterly	FRN	S&P BBB-	9,500,000.00	9,500,000.00	9,721,160.00
LC180163	20 Sep 2023	Illawarra Credit Union Ltd	AU3FN0081287	21 Sep 2026	23 Jun 2025	5.81	Quarterly	FRN	S&P BBB-	9,000,000.00	9,000,000.00	9,103,230.00
LC190930	23 Jan 2024	Credit Union Australia Ltd t/as Great Southern Bank	AU3FN0084299	23 Oct 2026	23 Jul 2025	5.54	Quarterly	FRN	Moody's Baa1	2,500,000.00	2,500,000.00	2,542,650.00
LC116445	17 Dec 2021	Bank of Queensland Ltd	AU3FN0063764	27 Oct 2026	28 Jul 2025	4.70	Quarterly	FRN	S&P A-	22,000,000.00	22,000,000.00	22,145,860.00
LX185851	17 Nov 2023	Police Bank Ltd	AU3FN0083028	17 Nov 2026	18 Aug 2025	5.36	Quarterly	FRN	S&P BBB+	5,000,000.00	5,000,000.00	5,046,950.00
LC187340	1 Dec 2023	QPCU LTD t/a QBANK	AU3FN0083549	1 Dec 2026	2 Jun 2025	5.77	Quarterly	FRN	S&P BBB-	10,000,000.00	10,000,000.00	10,267,100.00
LC111486	26 Aug 2021	Northern Territory Treasury Corporation		15 Dec 2026	15 Jun 2025	1.40	Semi Annual	Fixed	Moody's Aa3	5,000,000.00	5,000,000.00	5,032,050.00
LC116992	14 Jan 2022	Commonwealth Bank of Australia Ltd	AU3FN0065579	14 Jan 2027	14 Jul 2025	4.75	Quarterly	FRN	S&P AA-	6,500,000.00	6,500,000.00	6,564,740.00
LC117127	25 Jan 2022	Suncorp Bank (Norfinia Ltd) - Subsidiary of ANZ	AU3FN0065694	25 Jan 2027	25 Jul 2025	4.68	Quarterly	FRN	S&P AA-	13,000,000.00	13,000,000.00	13,105,040.00
LC117174	25 Jan 2022	Westpac Banking Corporation Ltd	AU3FN0065702	25 Jan 2027	25 Jul 2025	4.60	Quarterly	FRN	S&P AA-	16,000,000.00	16,000,000.00	16,125,600.00
LC209063	17 Jun 2024	Bank of Queensland Ltd	AU3CB0296168	27 Jan 2027	27 Jul 2025	4.70	Semi Annual	Fixed	S&P A-	5,000,000.00	5,000,000.00	5,124,750.00
LX232795	30 Jan 2025	Australian Military Bank Limited		3 Feb 2027	3 Feb 2027	4.85	Maturity	TD	Moody's Baa1	5,000,000.00	5,000,000.00	5,080,390.40
LC181165	29 Sep 2023	Credit Union Australia Ltd t/as Great Southern Bank	AU3FN0074787	9 Feb 2027	11 Aug 2025	5.46	Quarterly	FRN	Moody's Baa1	12,500,000.00	12,500,000.00	12,709,625.00
LX232796	30 Jan 2025	Australian Military Bank Limited		10 Feb 2027	10 Feb 2027	4.85	Maturity	TD	Moody's Baa1	5,000,000.00	5,000,000.00	5,080,390.40
LX190938	19 Jan 2024	Newcastle Greater Mutual Group Ltd	AU3FN0066221	10 Feb 2027	11 Aug 2025	4.80	Quarterly	FRN	S&P BBB+	13,100,000.00	13,100,000.00	13,136,156.00
LC169102	2 Jun 2023	Bank Australia Limited	AU3FN0075461	22 Feb 2027	22 Aug 2025	5.28	Quarterly	FRN	S&P BBB+	9,250,000.00	9,250,000.00	9,313,825.00
LX242437	4 Mar 2025	G&C Mutual Bank Limited t/as Unity Bank & Reliance Bank		10 Mar 2027	10 Mar 2026	4.70	Annual	TD	S&P BBB+	5,000,000.00	5,000,000.00	5,056,657.55



Investment Report Pack
Central Coast Council
1 May 2025 to 31 May 2025

Latest Deal Code	Latest Deal Settlement Date	Issuer	ISIN	WAL / Interim Maturity Date	Next Coupon Date	Coupon Rate / Latest Yield	Coupon Frequency	Security Type	Security Rating	Face Value Notional	Current Face Value Notional	Market Value
LC229251	16 Dec 2024	Auswide Bank Limited	AU3FN0086104	22 Mar 2027	23 Jun 2025	5.72	Quarterly	FRN	Moody's Baa2	2,750,000.00	2,750,000.00	2,797,410.00
LC213714	6 Aug 2024	Teachers Mutual Bank Ltd	AU3FN0089132	21 Jun 2027	23 Jun 2025	5.41	Quarterly	FRN	Moody's Baa1	10,000,000.00	10,000,000.00	10,193,600.00
LC229257	16 Dec 2024	AMP Bank Ltd	AU3FN0091674	13 Sep 2027	13 Jun 2025	5.39	Quarterly	FRN	S&P BBB+	24,000,000.00	24,000,000.00	24,302,880.00
LC234197	17 Feb 2025	Credit Union Australia Ltd t/as Great Southern Bank	AU3FN0093076	1 Nov 2027	1 Aug 2025	4.91	Quarterly	FRN	Moody's Baa1	5,000,000.00	5,000,000.00	5,031,450.00
LC229250	16 Dec 2024	Police Bank Ltd	AU3FN0093423	8 Nov 2027	8 Aug 2025	4.97	Quarterly	FRN	S&P BBB+	2,000,000.00	2,000,000.00	2,007,420.00
LC207926	3 Jun 2024	Bank Australia Limited	AU3FN0085031	21 Feb 2028	21 Aug 2025	5.43	Quarterly	FRN	S&P BBB+	10,000,000.00	10,000,000.00	10,107,600.00
LX242459	4 Mar 2025	G&C Mutual Bank Limited t/as Unity Bank & Reliance Bank		8 Mar 2028	9 Mar 2026	4.80	Annual	TD	S&P BBB+	5,000,000.00	5,000,000.00	5,057,863.00
LC243357	4 Mar 2025	Maitland Mutual Ltd t/as The Mutual Bank		15 Mar 2028	4 Mar 2026	4.75	Annual	TD	S&P BBB	5,000,000.00	5,000,000.00	5,057,260.25
LC243358	4 Mar 2025	Maitland Mutual Ltd t/as The Mutual Bank		22 Mar 2028	4 Mar 2026	4.75	Annual	TD	S&P BBB	5,000,000.00	5,000,000.00	5,057,260.25
LC167397	9 May 2023	Bank of Queensland Ltd	AU3FN0077798	9 May 2028	11 Aug 2025	5.01	Quarterly	COVERED FLO	Moody's Aaa	5,000,000.00	5,000,000.00	5,057,700.00
LC179277	6 Sep 2023	UBS Australia Ltd	AU3FN0077970	12 May 2028	12 Aug 2025	5.35	Quarterly	FRN	S&P A+	7,600,000.00	7,600,000.00	7,779,436.00
LX254642	28 May 2025	Bank of China Limited, Sydney Branch		26 May 2028	26 Aug 2025	4.53	Quarterly	FRD	Moody's A1	5,000,000.00	5,000,000.00	5,001,861.65
LC142120	15 Nov 2018	NSW Treasury Corporation	AU3SG0001878	15 Nov 2028	15 Nov 2025	3.00	Semi Annual	Fixed	Moody's Aaa	15,000,000.00	15,000,000.00	14,740,650.00
LC234194	13 Feb 2025	Rabobank Australia Ltd		14 Feb 2029	13 Feb 2026	5.04	Annual	TD	S&P A+	5,000,000.00	5,000,000.00	5,073,873.95
LC242475	4 Mar 2025	Rabobank Australia Ltd		7 Mar 2029	9 Mar 2026	4.87	Annual	TD	S&P A+	5,000,000.00	5,000,000.00	5,058,706.85
LX251671	14 May 2025	Westpac Banking Corporation Ltd		18 Apr 2029	14 May 2026	4.35	Annual	TD	S&P AA-	5,000,000.00	5,000,000.00	5,010,130.15
LC247916	15 Apr 2025	Rabobank Australia Ltd		18 Apr 2029	20 Apr 2026	4.55	Annual	TD	S&P A+	10,000,000.00	10,000,000.00	10,053,602.70
LC247923	17 Apr 2025	Bank of Queensland Ltd	AU3FN0087201	30 Apr 2029	30 Jul 2025	5.15	Quarterly	FRN	S&P A-	8,490,000.00	8,490,000.00	8,613,444.60
LX254409	28 May 2025	ING Bank Australia Limited		9 May 2029	28 May 2026	4.27	Annual	TD	S&P A	5,000,000.00	5,000,000.00	5,001,754.80
LX248087	17 Apr 2025	ING Bank Australia Limited	AU3FN0090288	20 Aug 2029	20 Aug 2025	4.81	Quarterly	FRN	S&P A	10,000,000.00	10,000,000.00	10,077,000.00
LC230779	8 Jan 2025	Rabobank Australia Ltd		9 Jan 2030	8 Jan 2026	5.03	Annual	TD	S&P A+	5,000,000.00	5,000,000.00	5,098,532.90
LC242496	6 Mar 2025	Newcastle Greater Mutual Group Ltd	AU3FN0094827	21 Jan 2030	21 Jul 2025	5.20	Quarterly	FRN	S&P BBB+	20,000,000.00	20,000,000.00	20,074,800.00
LC234196	13 Feb 2025	Rabobank Australia Ltd		13 Feb 2030	13 Feb 2026	5.15	Annual	TD	S&P A+	5,000,000.00	5,000,000.00	5,075,486.30
LC242489	4 Mar 2025	Rabobank Australia Ltd		27 Feb 2030	27 Feb 2026	5.00	Annual	TD	S&P A+	5,000,000.00	5,000,000.00	5,060,273.95
LX251647	14 May 2025	ING Bank Australia Limited		20 Mar 2030	14 May 2026	4.37	Annual	TD	S&P A	5,000,000.00	5,000,000.00	5,010,176.70
LX251672	14 May 2025	Westpac Banking Corporation Ltd		3 Apr 2030	14 May 2026	4.49	Annual	TD	S&P AA-	5,000,000.00	5,000,000.00	5,010,456.15
LC247918	15 Apr 2025	Rabobank Australia Ltd		3 Apr 2030	15 Apr 2026	4.75	Annual	TD	S&P A+	10,000,000.00	10,000,000.00	10,059,863.00
LX254410	28 May 2025	ING Bank Australia Limited		8 May 2030	28 May 2026	4.42	Annual	TD	S&P A	5,000,000.00	5,000,000.00	5,001,816.45
LC254411	30 May 2025	Suncorp Bank (Norfina Ltd) - Subsidiary of ANZ	AU3FN0098711	21 May 2030	21 Aug 2025	4.66	Quarterly	FRN	S&P AA-	10,000,000.00	10,000,000.00	10,048,100.00
										850,616,408.78	850,616,408.78	862,592,269.79
Total										850,616,408.78	850,616,408.78	862,592,269.79

Coupon Rate is the full coupon rate at the next coupon date if that next coupon exists.



2. Interest and Distribution Income Received For 1 May 2025 to 31 May 2025

Security ISIN	Security	Issuer	Income Expense Code	Settlement Date	Face Value (Basis of Interest Calculation)	Consideration Notional	Income Type	Trading Book
AU3FN0087201	BOQ 1.28 30 Apr 2029 FRN	Bank of Queensland Ltd	IEI434710	1 May 2025	8,490,000.00	115,877.34	Security Coupon Interest	Central Coast Council
	CBA At Call	Commonwealth Bank of Australia Ltd	IEI438123	1 May 2025		50,511.92	Bank Interest	Central Coast Council
AU3FN0093076	CUA 1.03 01 Nov 2027 FRN	Credit Union Australia Ltd t/as Great Southern Bank	IEI435567	2 May 2025	5,000,000.00	62,746.07	Security Coupon Interest	Central Coast Council
AU3FN0073037	Auswide 1.5 07 Nov 2025 FRN	Auswide Bank Limited	IEI436418	7 May 2025	9,750,000.00	135,749.38	Security Coupon Interest	Central Coast Council
AU3FN0060406	BOQ 0.63 06 May 2026 FRN	Bank of Queensland Ltd	IEI436152	7 May 2025	5,000,000.00	59,008.22	Security Coupon Interest	Central Coast Council
	RABO 5.32 07 May 2025 315DAY TD	Rabobank Australia Ltd	IEI367874	7 May 2025	5,000,000.00	229,561.64	Security Coupon Interest	Central Coast Council
AU3FN0093423	PCU 1.15 08 Nov 2027 FRN	Police Bank Ltd	IEI436456	8 May 2025	2,000,000.00	25,518.41	Security Coupon Interest	Central Coast Council
AU3FN0077798	BOQ 1.2 09 May 2028 COVEREDFLO	Bank of Queensland Ltd	IEI436524	12 May 2025	5,000,000.00	65,132.05	Security Coupon Interest	Central Coast Council
AU3FN0074787	CUA 1.65 09 Feb 2027 FRN	Credit Union Australia Ltd t/as Great Southern Bank	IEI436523	12 May 2025	12,500,000.00	176,391.78	Security Coupon Interest	Central Coast Council
AU3FN0066221	NPBS 1 10 Feb 2027 FRN	Newcastle Greater Mutual Group Ltd	IEI437227	12 May 2025	13,100,000.00	169,931.41	Security Coupon Interest	Central Coast Council
AU3FN0077970	UBS Aust 1.55 12 May 2028 FRN	UBS Australia Ltd	IEI437228	13 May 2025	7,600,000.00	106,628.44	Security Coupon Interest	Central Coast Council
	RABO 5.08 14 May 2025 209DAY TD	Rabobank Australia Ltd	IEI389063	14 May 2025	5,000,000.00	145,441.10	Security Coupon Interest	Central Coast Council
AU3SG0001878	NSWTC 3 15 Nov 2028 Fixed	NSW Treasury Corporation	IEI438170	15 May 2025	15,000,000.00	225,000.00	Security Coupon Interest	Central Coast Council
AU3FN0083028	PCU 1.55 17 Nov 2026 FRN	Police Bank Ltd	IEI440116	19 May 2025	5,000,000.00	71,353.97	Security Coupon Interest	Central Coast Council
AU3FN0069175	Qld Police 1.35 19 May 2025 FRN	QPCU LTD t/a QBANK	IEI440115	19 May 2025	5,000,000.00	68,860.82	Security Coupon Interest	Central Coast Council
AU3FN0090288	ING 1.02 20 Aug 2029 FRN	ING Bank Australia Limited	IEI440581	20 May 2025	10,000,000.00	125,997.18	Security Coupon Interest	Central Coast Council
AU3FN0085031	BAL 1.7 21 Feb 2028 FRN	Bank Australia Limited	IEI441487	21 May 2025	10,000,000.00	142,456.08	Security Coupon Interest	Central Coast Council
AU3FN0075461	BAL 1.55 22 Feb 2027 FRN	Bank Australia Limited	IEI441651	23 May 2025	9,250,000.00	125,203.67	Security Coupon Interest	Central Coast Council
AU3FN0062659	NAB 0.41 24 Aug 2026 FRN	National Australia Bank Ltd	IEI442675	26 May 2025	7,000,000.00	79,209.64	Security Coupon Interest	Central Coast Council
AU3FN0075453	RACB 1.5 24 Feb 2026 FRN	Members Banking Group Limited t/as RACQ Bank	IEI442676	26 May 2025	6,500,000.00	91,215.78	Security Coupon Interest	Central Coast Council
AU3FN0058343	SunBank 0.45 24 Feb 2026 FRN	Suncorp Bank (Norfina Ltd) - Subsidiary of ANZ	IEI442673	26 May 2025	5,000,000.00	57,076.95	Security Coupon Interest	Central Coast Council
AU3FN0058608	UBS Aust 0.5 26 Feb 2026 FRN	UBS Australia Ltd	IEI442674	26 May 2025	18,800,000.00	211,657.51	Security Coupon Interest	Central Coast Council
	P&NB 5.35 30 May 2025 365DAY TD	P&N Bank Ltd	IEI362106	30 May 2025	5,000,000.00	267,500.00	Security Coupon Interest	Central Coast Council
						2,808,029.36		



3. Acquisitions, Disposals and Maturities Between 1 May 2025 and 31 May 2025

Security	Issuer	Security ISIN	Deal Code	Acquisition/ Disposal	Transaction Date	Settlement Date	Face Value Original	Face Value Current	Bond Factor	Capital Price	Accrued Interest Price	Gross Price	Consideration Notional
AMP At Call	AMP Bank Ltd		LC251751	Acquisition	1 May 2025	1 May 2025	25.62	25.62	1.00000000	100.000	0.000	100.000	25.62
CBA At Call	Commonwealth Bank of Australia Ltd		LC251753	Acquisition	1 May 2025	1 May 2025	50,511.92	50,511.92	1.00000000	100.000	0.000	100.000	50,511.92
CBA At Call	Commonwealth Bank of Australia Ltd		LC251755	Acquisition	1 May 2025	1 May 2025	3,300,000.00	3,300,000.00	1.00000000	100.000	0.000	100.000	3,300,000.00
RABO 5.32 07 May 2025 315DAY TD	Rabobank Australia Ltd		LC210137	Maturity	7 May 2025		5,000,000.00	5,000,000.00	1.00000000	100.000	0.000	100.000	(5,000,000.00)
RABO 5.08 14 May 2025 209DAY TD	Rabobank Australia Ltd		LC220907	Maturity	14 May 2025		5,000,000.00	5,000,000.00	1.00000000	100.000	0.000	100.000	(5,000,000.00)
ING 4.37 20 Mar 2030 1771DAY TD	ING Bank Australia Limited		LX251647	Acquisition	14 May 2025	14 May 2025	5,000,000.00	5,000,000.00	1.00000000	100.000	0.000	100.000	5,000,000.00
Westpac 4.3 11 Feb 2026 273DAY TD	Westpac Banking Corporation Ltd		LX251667	Acquisition	14 May 2025	14 May 2025	5,000,000.00	5,000,000.00	1.00000000	100.000	0.000	100.000	5,000,000.00
Westpac 4.38 27 May 2026 378DAY TD	Westpac Banking Corporation Ltd		LX251669	Acquisition	14 May 2025	14 May 2025	5,000,000.00	5,000,000.00	1.00000000	100.000	0.000	100.000	5,000,000.00
Westpac 4.35 18 Apr 2029 1435DAY TD	Westpac Banking Corporation Ltd		LX251671	Acquisition	14 May 2025	14 May 2025	5,000,000.00	5,000,000.00	1.00000000	100.000	0.000	100.000	5,000,000.00
Westpac 4.49 03 Apr 2030 1785DAY TD	Westpac Banking Corporation Ltd		LX251672	Acquisition	14 May 2025	14 May 2025	5,000,000.00	5,000,000.00	1.00000000	100.000	0.000	100.000	5,000,000.00
Westpac 4.38 01 Jun 2026 383DAY TD	Westpac Banking Corporation Ltd		LX251674	Acquisition	14 May 2025	14 May 2025	5,000,000.00	5,000,000.00	1.00000000	100.000	0.000	100.000	5,000,000.00
Qld Police 1.35 19 May 2025 FRN	QPCU LTD v/a QBANK	AU3FN0069175	LC143209	Maturity	19 May 2025		5,000,000.00	5,000,000.00	1.00000000	100.000	0.000	100.000	(5,000,000.00)
BENAU 4.25 01 Dec 2025 187DAY TD	Bendigo & Adelaide Bank Ltd		LC254436	Acquisition	28 May 2025	28 May 2025	5,000,000.00	5,000,000.00	1.00000000	100.000	0.000	100.000	5,000,000.00
ING 4.27 09 May 2029 1442DAY TD	ING Bank Australia Limited		LX254409	Acquisition	28 May 2025	28 May 2025	5,000,000.00	5,000,000.00	1.00000000	100.000	0.000	100.000	5,000,000.00
ING 4.42 08 May 2030 1806DAY TD	ING Bank Australia Limited		LX254410	Acquisition	28 May 2025	28 May 2025	5,000,000.00	5,000,000.00	1.00000000	100.000	0.000	100.000	5,000,000.00
BOCSYD 0.84 26 May 2028 1094DAY FRD	Bank of China Limited, Sydney Branch		LX254642	Acquisition	28 May 2025	28 May 2025	5,000,000.00	5,000,000.00	1.00000000	100.000	0.000	100.000	5,000,000.00
SunBank 0.93 21 May 2030 FRN	Suncorp Bank (Norfina Ltd) - Subsidiary of ANZ	AU3FN0098711	LC254411	Acquisition	28 May 2025	30 May 2025	10,000,000.00	10,000,000.00	1.00000000	100.497	0.115	100.612	10,061,200.00
P&NB 5.35 30 May 2025 365DAY TD	P&N Bank Ltd		LX207925	Maturity	30 May 2025		5,000,000.00	5,000,000.00	1.00000000	100.000	0.000	100.000	(5,000,000.00)
													43,411,737.54

Notes

1. The maturity of 'MBS' type securities are excluded from the above list
2. At maturity, securities are assumed to be priced at capital price = 100, accrued interest = 0
3. To avoid misleading maturity data, the reporting period should start immediately after a month end and the reporting period should be kept small (e.g. 1 month).



4. Interest Income Accrued As At 31 May 2025

Latest Deal Code	Security	WAL / Interim Maturity Date	Issue Date	Prior Coupon Date	Next Coupon Date	Accrual Period (Days)	Coupon Rate	Franking Credit Rate	Coupon Frequency	Face Value Notional	Current Face Value Notional	Latest Purchase Consideration	Market Value	Accrued Interest
LC251751	AMP At Call	1 Jun 2025	31 Oct 2020	2 Feb 2023	1 Jun 2025	849	3.8000		Nil	6,586.79	6,586.79	25.62	6,586.79	582.20
LC251755	CBA At Call	1 Jun 2025	31 Oct 2020	30 Sep 2023		609	4.1000		Nil	18,339,821.99	18,339,821.99	3,300,000.00	18,339,821.99	1,254,594.56
LX209073	CACU 5.4 04 Jun 2025 356DAY TD	4 Jun 2025	13 Jun 2024		4 Jun 2025	352	5.4000		Maturity	5,000,000.00	5,000,000.00	5,000,000.00	5,260,383.55	260,383.56
LC145373	Auswide 1.3 10 Jun 2025 FRN	10 Jun 2025	10 Jun 2022	10 Mar 2025	10 Jun 2025	82	5.4100		Quarterly	5,000,000.00	5,000,000.00	5,000,000.00	5,061,850.00	60,769.86
LC107738	MYS 0.65 16 Jun 2025 FRN	16 Jun 2025	16 Jun 2021	17 Mar 2025	16 Jun 2025	75	4.7637		Quarterly	9,500,000.00	9,500,000.00	9,500,000.00	9,594,050.00	92,990.03
LC96637	BOQ 1.53 16 Jun 2025 1826DAY TD	16 Jun 2025	16 Jun 2020	16 Jun 2024	16 Jun 2025	349	1.5300		Annual	10,000,000.00	10,000,000.00	10,000,000.00	10,146,293.20	146,293.15
LC218001	RABO 5.16 Jun 2025 278DAY TD	16 Jun 2025	11 Sep 2024		16 Jun 2025	262	5.0000		Maturity	5,000,000.00	5,000,000.00	5,000,000.00	5,179,452.05	179,452.05
LX229254	BOQ 5.15 19 Jun 2025 189DAY TD	19 Jun 2025	12 Dec 2024		19 Jun 2025	170	5.1500		Maturity	7,500,000.00	7,500,000.00	7,500,000.00	7,679,897.25	179,897.26
LC209232	P&NB 5.35 25 Jun 2025 376DAY TD	25 Jun 2025	14 Jun 2024		14 Jun 2025	351	5.3500		Semi Annual	5,000,000.00	5,000,000.00	5,000,000.00	5,257,239.75	257,239.73
LX213689	NAB 5.2 02 Jul 2025 335DAY TD	2 Jul 2025	1 Aug 2024		2 Jul 2025	303	5.2000		Maturity	5,000,000.00	5,000,000.00	5,000,000.00	5,215,835.60	215,835.62
LC210140	RABO 5.32 09 Jul 2025 378DAY TD	9 Jul 2025	26 Jun 2024		9 Jul 2025	339	5.3200		Maturity	5,000,000.00	5,000,000.00	5,000,000.00	5,247,052.05	247,052.05
LX229255	BOQ 5.11 10 Jul 2025 210DAY TD	10 Jul 2025	12 Dec 2024		10 Jul 2025	170	5.1100		Maturity	7,500,000.00	7,500,000.00	7,500,000.00	7,678,500.00	178,500.00
LC217987	RABO 5.15 Jul 2025 307DAY TD	15 Jul 2025	11 Sep 2024		15 Jul 2025	262	5.0000		Maturity	5,000,000.00	5,000,000.00	5,000,000.00	5,179,452.05	179,452.05
LC230773	AMP 5.1 16 Jul 2025 189DAY TD	16 Jul 2025	8 Jan 2025		16 Jul 2025	143	5.1000		Maturity	5,000,000.00	5,000,000.00	5,000,000.00	5,099,904.10	99,904.11
LX209090	G&C MB 5.35 16 Jul 2025 398DAY TD	16 Jul 2025	13 Jun 2024		16 Jul 2025	352	5.3500		Maturity	5,000,000.00	5,000,000.00	5,000,000.00	5,257,972.60	257,972.60
LX229258	CUA 5.16 17 Jul 2025 217DAY TD	17 Jul 2025	12 Dec 2024		17 Jul 2025	170	5.1600		Maturity	5,000,000.00	5,000,000.00	5,000,000.00	5,120,164.40	120,164.38
LX213692	NAB 5.2 23 Jul 2025 356DAY TD	23 Jul 2025	1 Aug 2024		23 Jul 2025	303	5.2000		Maturity	5,000,000.00	5,000,000.00	5,000,000.00	5,215,835.60	215,835.62
LX229259	CUA 5.16 24 Jul 2025 224DAY TD	24 Jul 2025	12 Dec 2024		24 Jul 2025	170	5.1600		Maturity	5,000,000.00	5,000,000.00	5,000,000.00	5,120,164.40	120,164.38
LC100329	UBS Aust 1.2 30 Jul 2025 Fixed	30 Jul 2025	30 Jul 2020	30 Jan 2025	30 Jul 2025	121	1.2000		Semi Annual	4,000,000.00	4,000,000.00	4,120,240.00	3,996,680.00	15,912.33
LC104737	UBS Aust 0.87 30 Jul 2025 FRN	30 Jul 2025	30 Jul 2020	30 Apr 2025	30 Jul 2025	31	4.7445		Quarterly	10,000,000.00	10,000,000.00	5,083,750.00	10,047,800.00	40,295.75
LC210145	RABO 5.32 06 Aug 2025 406DAY TD	6 Aug 2025	26 Jun 2024		6 Aug 2025	339	5.3200		Maturity	5,000,000.00	5,000,000.00	5,000,000.00	5,247,052.05	247,052.05
LC223234	BBA 5.15 13 Aug 2025 279DAY TD	13 Aug 2025	7 Nov 2024		13 Aug 2025	205	5.1500		Maturity	5,000,000.00	5,000,000.00	5,000,000.00	5,144,623.30	144,623.29
LX209091	G&C MB 5.35 20 Aug 2025 433DAY TD	20 Aug 2025	13 Jun 2024		20 Aug 2025	352	5.3500		Maturity	5,000,000.00	5,000,000.00	5,000,000.00	5,257,972.60	257,972.60
LC223235	BBA 5.15 27 Aug 2025 293DAY TD	27 Aug 2025	7 Nov 2024		27 Aug 2025	205	5.1500		Maturity	5,000,000.00	5,000,000.00	5,000,000.00	5,144,623.30	144,623.29
LX225649	DFB 5.09 03 Sep 2025 279DAY TD	3 Sep 2025	28 Nov 2024		3 Sep 2025	184	5.0900		Maturity	5,000,000.00	5,000,000.00	5,000,000.00	5,128,295.90	128,295.89
LC218018	ING 4.95 10 Sep 2025 364DAY TD	10 Sep 2025	11 Sep 2024		10 Sep 2025	262	4.9500		Maturity	5,000,000.00	5,000,000.00	5,000,000.00	5,177,657.55	177,657.53
LX209092	G&C MB 5.35 17 Sep 2025 461DAY TD	17 Sep 2025	13 Jun 2024		17 Sep 2025	352	5.3500		Maturity	5,000,000.00	5,000,000.00	5,000,000.00	5,257,972.60	257,972.60
LC190925	JUDO 6.4 26 Sep 2025 Fixed	26 Sep 2025	26 Sep 2022	26 Mar 2025	26 Sep 2025	66	6.4000		Semi Annual	8,630,000.00	8,630,000.00	3,705,830.70	8,752,200.80	99,871.56
LC230775	AMP 5.05 01 Oct 2025 266DAY TD	1 Oct 2025	8 Jan 2025		1 Oct 2025	143	5.0500		Maturity	5,000,000.00	5,000,000.00	5,000,000.00	5,098,924.65	98,924.66
LX220905	ING 5.03 08 Oct 2025 356DAY TD	8 Oct 2025	17 Oct 2024		8 Oct 2025	226	5.0300		Maturity	5,000,000.00	5,000,000.00	5,000,000.00	5,155,723.30	155,723.29
LX230777	Auswide 5.08 Oct 2025 273DAY TD	8 Oct 2025	8 Jan 2025		8 Oct 2025	143	5.0000		Maturity	5,000,000.00	5,000,000.00	5,000,000.00	5,097,945.20	97,945.21
LC155063	MYS 1.3 13 Oct 2025 FRN	13 Oct 2025	13 Oct 2022	14 Apr 2025	14 Jul 2025	47	5.3478		Quarterly	10,000,000.00	10,000,000.00	10,000,000.00	10,094,400.00	68,862.08
LC247974	BENAU 4.55 15 Oct 2025 183DAY TD	15 Oct 2025	15 Apr 2025		15 Oct 2025	46	4.5500		Maturity	5,000,000.00	5,000,000.00	5,000,000.00	5,028,671.25	28,671.23



Investment Report Pack
Central Coast Council
1 May 2025 to 31 May 2025

Latest Deal Code	Security	WAL / Interim Maturity Date	Issue Date	Prior Coupon Date	Next Coupon Date	Accrual Period (Days)	Coupon Rate	Franking Credit Rate	Coupon Frequency	Face Value Notional	Current Face Value Notional	Latest Purchase Consideration	Market Value	Accrued Interest
LX220906	ING 5.03 22 Oct 2025 370DAY TD	22 Oct 2025	17 Oct 2024		22 Oct 2025	226	5.0300		Maturity	5,000,000.00	5,000,000.00	5,000,000.00	5,155,723.30	155,723.29
LX247920	BOQ 4.68 22 Oct 2025 190DAY TD	22 Oct 2025	15 Apr 2025		22 Oct 2025	46	4.6800		Maturity	5,000,000.00	5,000,000.00	5,000,000.00	5,029,490.40	29,490.41
LC181158	TMB 1.5 28 Oct 2025 FRN	28 Oct 2025	28 Oct 2022	28 Apr 2025	28 Jul 2025	33	5.3962		Quarterly	2,000,000.00	2,000,000.00	2,033,180.00	2,017,820.00	9,757.51
LX247919	BOCSYD 4.62 29 Oct 2025 197DAY TD	29 Oct 2025	15 Apr 2025		29 Oct 2025	46	4.6200		Maturity	5,000,000.00	5,000,000.00	5,000,000.00	5,029,112.35	29,112.33
LC188385	Auswide 1.5 07 Nov 2025 FRN	7 Nov 2025	7 Nov 2022	7 May 2025	7 Aug 2025	24	5.3291		Quarterly	9,750,000.00	9,750,000.00	2,518,275.00	9,815,617.50	34,164.64
LC223313	ING 5.1 12 Nov 2025 370DAY TD	12 Nov 2025	7 Nov 2024		7 Nov 2025	205	5.1000		Semi Annual	5,000,000.00	5,000,000.00	5,000,000.00	5,143,219.20	143,219.18
LC208078	BVIC 5.25 19 Nov 2025 538DAY TD	19 Nov 2025	30 May 2024		19 Nov 2025	366	5.2500		Maturity	5,000,000.00	5,000,000.00	5,000,000.00	5,263,219.20	263,219.18
LC223315	ING 5.1 26 Nov 2025 384DAY TD	26 Nov 2025	7 Nov 2024		7 Nov 2025	205	5.1000		Semi Annual	5,000,000.00	5,000,000.00	5,000,000.00	5,143,219.20	143,219.18
LC157929	CUA 1.58 01 Dec 2025 FRN	1 Dec 2025	1 Dec 2022	3 Mar 2025	2 Jun 2025	89	5.6953		Quarterly	3,500,000.00	3,500,000.00	3,500,000.00	3,565,520.00	48,605.09
LC254436	BENAU 4.25 01 Dec 2025 187DAY TD	1 Dec 2025	28 May 2025		1 Dec 2025	3	4.2500		Maturity	5,000,000.00	5,000,000.00	5,000,000.00	5,001,746.60	1,746.58
LC112609	BENAU 0.52 02 Dec 2025 FRN	2 Dec 2025	2 Dec 2020	3 Mar 2025	2 Jun 2025	89	4.6353		Quarterly	35,500,000.00	35,500,000.00	4,512,240.00	35,905,055.00	401,239.19
LC157906	Old Police 1.75 06 Dec 2025 FRN	6 Dec 2025	6 Dec 2022	6 Mar 2025	6 Jun 2025	86	5.8682		Quarterly	10,000,000.00	10,000,000.00	10,000,000.00	10,197,100.00	138,264.44
LX229252	Auswide 5.1 11 Dec 2025 364DAY TD	11 Dec 2025	12 Dec 2024		11 Dec 2025	170	5.1000		Maturity	5,000,000.00	5,000,000.00	5,000,000.00	5,118,767.10	118,767.12
LC223316	ING 5.1 19 Dec 2025 407DAY TD	19 Dec 2025	7 Nov 2024		7 Nov 2025	205	5.1000		Semi Annual	5,000,000.00	5,000,000.00	5,000,000.00	5,143,219.20	143,219.18
LX225654	ING 5.1 19 Dec 2025 386DAY TD	19 Dec 2025	28 Nov 2024		19 Dec 2025	184	5.1100		Maturity	5,000,000.00	5,000,000.00	5,000,000.00	5,128,800.00	128,800.00
LX225655	ING 5.1 24 Dec 2025 391DAY TD	24 Dec 2025	28 Nov 2024		24 Dec 2025	184	5.1100		Maturity	5,000,000.00	5,000,000.00	5,000,000.00	5,128,800.00	128,800.00
LC223317	ING 5.1 07 Jan 2026 426DAY TD	7 Jan 2026	7 Nov 2024		7 Nov 2025	205	5.1000		Semi Annual	5,000,000.00	5,000,000.00	5,000,000.00	5,143,219.20	143,219.18
LX230778	DFB 5 14 Jan 2026 371DAY TD	14 Jan 2026	8 Jan 2025		14 Jan 2026	143	5.0000		Maturity	5,000,000.00	5,000,000.00	5,000,000.00	5,097,945.20	97,945.21
LC225657	RABO 5.1 28 Jan 2026 426DAY TD	28 Jan 2026	28 Nov 2024		28 Jan 2026	184	5.1000		Maturity	5,000,000.00	5,000,000.00	5,000,000.00	5,128,547.95	128,547.95
LX251667	Westpac 4.3 11 Feb 2026 273DAY TD	11 Feb 2026	14 May 2025		11 Feb 2026	17	4.3000		Maturity	5,000,000.00	5,000,000.00	5,000,000.00	5,010,013.70	10,013.70
LX234188	BOCSYD 4.77 18 Feb 2026 370DAY TD	18 Feb 2026	13 Feb 2025		18 Feb 2026	107	4.7700		Maturity	5,000,000.00	5,000,000.00	5,000,000.00	5,069,916.45	69,916.44
LC217990	RABO 4.85 18 Feb 2026 525DAY TD	18 Feb 2026	11 Sep 2024		11 Sep 2025	262	4.8500		Annual	5,000,000.00	5,000,000.00	5,000,000.00	5,174,068.50	174,068.49
LC112608	SunBank 0.45 24 Feb 2026 FRN	24 Feb 2026	24 Feb 2021	26 May 2025	25 Aug 2025	5	4.1595		Quarterly	5,000,000.00	5,000,000.00	5,010,350.00	5,002,600.00	2,848.97
LC188379	RACB 1.5 24 Feb 2026 FRN	24 Feb 2026	24 Feb 2023	26 May 2025	25 Aug 2025	5	5.2095		Quarterly	6,500,000.00	6,500,000.00	2,758,855.00	6,536,595.00	4,638.60
LX234189	BOCSYD 4.77 25 Feb 2026 377DAY TD	25 Feb 2026	13 Feb 2025		25 Feb 2026	107	4.7700		Maturity	5,000,000.00	5,000,000.00	5,000,000.00	5,069,916.45	69,916.44
LC103543	UBS Aust 0.5 26 Feb 2026 FRN	26 Feb 2026	26 Feb 2021	26 May 2025	26 Aug 2025	5	4.2095		Quarterly	18,800,000.00	18,800,000.00	12,013,800.00	18,816,732.00	10,840.90
LC103141	NPBS 0.63 04 Mar 2026 FRN	4 Mar 2026	4 Mar 2021	4 Mar 2025	4 Jun 2025	88	4.7464		Quarterly	1,000,000.00	1,000,000.00	1,002,420.00	1,010,200.00	11,443.38
LC164300	Auswide 1.5 17 Mar 2026 FRN	17 Mar 2026	17 Mar 2023	17 Mar 2025	17 Jun 2025	75	5.6137		Quarterly	4,500,000.00	4,500,000.00	4,500,000.00	4,572,450.00	51,907.50
LC105450	CUA 0.68 22 Apr 2026 FRN	22 Apr 2026	22 Apr 2021	22 Apr 2025	22 Jul 2025	39	4.6322		Quarterly	11,000,000.00	11,000,000.00	11,000,000.00	11,057,310.00	54,444.21
LC109088	BOQ 0.63 06 May 2026 FRN	6 May 2026	6 May 2021	6 May 2025	6 Aug 2025	25	4.4768		Quarterly	5,000,000.00	5,000,000.00	5,026,950.00	5,018,900.00	15,331.51
LC225658	RABO 5.1 20 May 2026 538DAY TD	20 May 2026	28 Nov 2024		20 May 2026	184	5.1000		Maturity	5,000,000.00	5,000,000.00	5,000,000.00	5,128,547.95	128,547.95
LX251669	Westpac 4.38 27 May 2026 378DAY TD	27 May 2026	14 May 2025		14 May 2026	17	4.3800		Semi Annual	5,000,000.00	5,000,000.00	5,000,000.00	5,010,200.00	10,200.00
LX251674	Westpac 4.38 01 Jun 2026 383DAY TD	1 Jun 2026	14 May 2025		14 May 2026	17	4.3800		Semi Annual	5,000,000.00	5,000,000.00	5,000,000.00	5,010,200.00	10,200.00
LC169762	Old Police 1.7 16 Jun 2026 FRN	16 Jun 2026	16 Jun 2023	17 Mar 2025	16 Jun 2025	75	5.8137		Quarterly	4,500,000.00	4,500,000.00	4,500,000.00	4,600,485.00	53,756.82



Investment Report Pack
Central Coast Council
1 May 2025 to 31 May 2025

Latest Deal Code	Security	WAL / Interim Maturity Date	Issue Date	Prior Coupon Date	Next Coupon Date	Accrual Period (Days)	Coupon Rate	Franking Credit Rate	Coupon Frequency	Face Value Notional	Current Face Value Notional	Latest Purchase Consideration	Market Value	Accrued Interest
LC137828	TMB 0.68 16 Jun 2026 FRN	16 Jun 2026	16 Jun 2021	17 Mar 2025	16 Jun 2025	75	4.7937		Quarterly	1,700,000.00	1,700,000.00	1,674,194.00	1,716,609.00	16,745.12
LC109586	BENAU 0.65 18 Jun 2026 FRN	18 Jun 2026	18 Jun 2021	18 Mar 2025	18 Jun 2025	74	4.7625		Quarterly	15,300,000.00	15,300,000.00	3,019,110.00	15,463,863.00	147,728.84
LX109029	BOQ 0.58 08 Jul 2026 1826DAY FRD	8 Jul 2026	8 Jul 2021	8 Apr 2025	8 Jul 2025	53	4.6419		Quarterly	5,000,000.00	5,000,000.00	5,000,000.00	5,033,701.45	33,701.47
LX109587	BOQ 0.58 22 Jul 2026 1826DAY FRD	22 Jul 2026	22 Jul 2021	22 Apr 2025	22 Jul 2025	39	4.5322		Quarterly	3,000,000.00	3,000,000.00	3,000,000.00	3,014,527.86	14,527.87
LC234191	RABO 4.78 05 Aug 2026 538DAY TD	5 Aug 2026	13 Feb 2025		13 Feb 2026	107	4.7800		Annual	5,000,000.00	5,000,000.00	5,000,000.00	5,070,063.00	70,063.01
LC234192	RABO 4.73 19 Aug 2026 552DAY TD	19 Aug 2026	13 Feb 2025		13 Feb 2026	107	4.7300		Annual	5,000,000.00	5,000,000.00	5,000,000.00	5,069,330.15	69,330.14
LC112610	NAB 0.41 24 Aug 2026 FRN	24 Aug 2026	24 Aug 2021	26 May 2025	25 Aug 2025	5	4.1195		Quarterly	7,000,000.00	7,000,000.00	7,012,180.00	7,003,570.00	3,950.21
LC113804	SunBank 0.48 15 Sep 2026 FRN	15 Sep 2026	15 Sep 2021	17 Mar 2025	16 Jun 2025	75	4.5937		Quarterly	12,900,000.00	12,900,000.00	9,989,800.00	13,008,747.00	121,764.51
LC180295	Old Police 1.65 18 Sep 2026 FRN	18 Sep 2026	18 Sep 2023	18 Mar 2025	18 Jun 2025	74	5.7625		Quarterly	9,500,000.00	9,500,000.00	9,500,000.00	9,721,160.00	110,987.33
LC180163	CACU 1.7 21 Sep 2026 FRN	21 Sep 2026	20 Sep 2023	21 Mar 2025	23 Jun 2025	71	5.8100		Quarterly	9,000,000.00	9,000,000.00	9,000,000.00	9,103,230.00	101,714.79
LC190930	CUA 1.6 23 Oct 2026 FRN	23 Oct 2026	23 Jan 2024	23 Apr 2025	23 Jul 2025	38	5.5367		Quarterly	2,500,000.00	2,500,000.00	2,506,975.00	2,542,650.00	14,410.59
LC116445	BOQ 0.8 27 Oct 2026 FRN	27 Oct 2026	27 Oct 2021	28 Apr 2025	28 Jul 2025	33	4.6962		Quarterly	22,000,000.00	22,000,000.00	15,059,400.00	22,145,860.00	93,409.35
LX185851	PCU 1.55 17 Nov 2026 FRN	17 Nov 2026	17 Nov 2023	19 May 2025	18 Aug 2025	12	5.3576		Quarterly	5,000,000.00	5,000,000.00	5,000,000.00	5,046,950.00	8,807.01
LC187340	Old Police 1.65 01 Dec 2026 FRN	1 Dec 2026	1 Dec 2023	3 Mar 2025	2 Jun 2025	89	5.7653		Quarterly	10,000,000.00	10,000,000.00	10,000,000.00	10,267,100.00	140,578.55
LC111486	NTTC 1.4 15 Dec 2026 - Issued 26 August 2021 - CCC Fixed	15 Dec 2026	26 Aug 2021	15 Dec 2024	15 Jun 2025	167	1.4000		Semi Annual	5,000,000.00	5,000,000.00	5,000,000.00	5,032,050.00	32,027.40
LC116992	CBA 0.7 14 Jan 2027 FRN	14 Jan 2027	14 Jan 2022	14 Apr 2025	14 Jul 2025	47	4.7478		Quarterly	6,500,000.00	6,500,000.00	6,500,000.00	6,564,740.00	39,738.44
LC117127	SunBank 0.78 25 Jan 2027 FRN	25 Jan 2027	25 Jan 2022	28 Apr 2025	25 Jul 2025	33	4.6762		Quarterly	13,000,000.00	13,000,000.00	13,000,000.00	13,105,040.00	54,961.36
LC117174	Westpac 0.7 25 Jan 2027 FRN	25 Jan 2027	25 Jan 2022	28 Apr 2025	25 Jul 2025	33	4.5962		Quarterly	16,000,000.00	16,000,000.00	16,000,000.00	16,125,600.00	66,487.50
LC209063	BOQ 4.7 27 Jan 2027 Fixed	27 Jan 2027	27 Jan 2023	27 Jan 2025	27 Jul 2025	124	4.7000		Semi Annual	5,000,000.00	5,000,000.00	5,039,500.00	5,124,750.00	79,835.62
LX232795	AMB 4.85 03 Feb 2027 734DAY TD	3 Feb 2027	30 Jan 2025		3 Feb 2027	121	4.8500		Maturity	5,000,000.00	5,000,000.00	5,000,000.00	5,080,390.40	80,390.41
LC181165	CUA 1.65 09 Feb 2027 FRN	9 Feb 2027	9 Feb 2023	9 May 2025	11 Aug 2025	22	5.4596		Quarterly	12,500,000.00	12,500,000.00	7,646,550.00	12,709,625.00	41,133.97
LX232796	AMB 4.85 10 Feb 2027 741DAY TD	10 Feb 2027	30 Jan 2025		10 Feb 2027	121	4.8500		Maturity	5,000,000.00	5,000,000.00	5,000,000.00	5,080,390.40	80,390.41
LX190938	NPBS 1 10 Feb 2027 FRN	10 Feb 2027	10 Feb 2022	12 May 2025	11 Aug 2025	19	4.8003		Quarterly	13,100,000.00	13,100,000.00	9,991,700.00	13,136,156.00	32,734.10
LC169102	BAL 1.55 22 Feb 2027 FRN	22 Feb 2027	22 Feb 2023	22 May 2025	22 Aug 2025	9	5.2803		Quarterly	9,250,000.00	9,250,000.00	4,287,995.00	9,313,825.00	12,043.42
LX242437	G&C MB 4.7 10 Mar 2027 736DAY TD	10 Mar 2027	4 Mar 2025		10 Mar 2026	88	4.7000		Annual	5,000,000.00	5,000,000.00	5,000,000.00	5,056,657.55	56,657.53
LC229251	Auswide 1.6 22 Mar 2027 FRN	22 Mar 2027	22 Mar 2024	24 Mar 2025	23 Jun 2025	68	5.7168		Quarterly	2,750,000.00	2,750,000.00	2,775,657.50	2,797,410.00	29,288.81
LC213714	TMB 1.3 21 Jun 2027 FRN	21 Jun 2027	21 Jun 2024	21 Mar 2025	23 Jun 2025	71	5.4100		Quarterly	10,000,000.00	10,000,000.00	10,114,900.00	10,193,600.00	105,235.62
LC229257	AMP 1.27 13 Sep 2027 FRN	13 Sep 2027	13 Sep 2024	13 Mar 2025	13 Jun 2025	79	5.3887		Quarterly	24,000,000.00	24,000,000.00	9,052,290.00	24,302,880.00	279,917.13
LC234197	CUA 1.03 01 Nov 2027 FRN	1 Nov 2027	1 Nov 2024	1 May 2025	1 Aug 2025	30	4.9097		Quarterly	5,000,000.00	5,000,000.00	5,031,800.00	5,031,450.00	20,176.85
LC229250	PCU 1.15 08 Nov 2027 FRN	8 Nov 2027	8 Nov 2024	8 May 2025	8 Aug 2025	23	4.9698		Quarterly	2,000,000.00	2,000,000.00	2,016,420.00	2,007,420.00	6,263.31
LC207926	BAL 1.7 21 Feb 2028 FRN	21 Feb 2028	21 Feb 2024	21 May 2025	21 Aug 2025	10	5.4325		Quarterly	10,000,000.00	10,000,000.00	10,114,700.00	10,107,600.00	14,883.56
LX242459	G&C MB 4.8 08 Mar 2028 1100DAY TD	8 Mar 2028	4 Mar 2025		9 Mar 2026	88	4.8000		Annual	5,000,000.00	5,000,000.00	5,000,000.00	5,057,863.00	57,863.01
LC243357	MMB 4.75 15 Mar 2028 1107DAY TD	15 Mar 2028	4 Mar 2025		4 Mar 2026	88	4.7500		Annual	5,000,000.00	5,000,000.00	5,000,000.00	5,057,260.25	57,260.27
LC243358	MMB 4.75 22 Mar 2028 1114DAY TD	22 Mar 2028	4 Mar 2025		4 Mar 2026	88	4.7500		Annual	5,000,000.00	5,000,000.00	5,000,000.00	5,057,260.25	57,260.27
LC167397	BOQ 1.2 09 May 2028 COVEREDFLO	9 May 2028	9 May 2023	9 May 2025	11 Aug 2025	22	5.0096		Quarterly	5,000,000.00	5,000,000.00	5,022,250.00	5,057,700.00	15,097.42



Investment Report Pack
Central Coast Council
1 May 2025 to 31 May 2025

Latest Deal Code	Security	WAL / Interim Maturity Date	Issue Date	Prior Coupon Date	Next Coupon Date	Accrual Period (Days)	Coupon Rate	Franking Credit Rate	Coupon Frequency	Face Value Notional	Current Face Value Notional	Latest Purchase Consideration	Market Value	Accrued Interest
LC179277	UBS Aust 1.55 12 May 2028 FRN	12 May 2028	12 May 2023	12 May 2025	12 Aug 2025	19	5.3503		Quarterly	7,600,000.00	7,600,000.00	5,090,950.00	7,779,436.00	21,166.67
LX254642	BOCSYD 0.84 26 May 2028 1094DAY FRD	26 May 2028	28 May 2025		26 Aug 2025	3	4.5300		Quarterly	5,000,000.00	5,000,000.00	5,000,000.00	5,001,861.65	1,861.64
LC142120	NSWTC 3 15 Nov 2028 Fixed	15 Nov 2028	15 Nov 2018	15 May 2025	15 Nov 2025	16	3.0000		Semi Annual	15,000,000.00	15,000,000.00	14,700,900.00	14,740,650.00	19,726.03
LC234194	RABO 5.04 14 Feb 2029 1462DAY TD	14 Feb 2029	13 Feb 2025		13 Feb 2026	107	5.0400		Annual	5,000,000.00	5,000,000.00	5,000,000.00	5,073,873.95	73,873.97
LC242475	RABO 4.87 07 Mar 2029 1464DAY TD	7 Mar 2029	4 Mar 2025		9 Mar 2026	88	4.8700		Annual	5,000,000.00	5,000,000.00	5,000,000.00	5,058,706.85	58,706.85
LX251671	Westpac 4.35 18 Apr 2029 1435DAY TD	18 Apr 2029	14 May 2025		14 May 2026	17	4.3500		Annual	5,000,000.00	5,000,000.00	5,000,000.00	5,010,130.15	10,130.14
LC247916	RABO 4.55 18 Apr 2029 1464DAY TD	18 Apr 2029	15 Apr 2025	18 Apr 2025	20 Apr 2026	43	4.5500		Annual	10,000,000.00	10,000,000.00	10,000,000.00	10,053,602.70	53,602.74
LC247923	BOQ 1.28 30 Apr 2029 FRN	30 Apr 2029	30 Apr 2024	30 Apr 2025	30 Jul 2025	31	5.1545		Quarterly	8,490,000.00	8,490,000.00	8,636,197.80	8,613,444.60	37,167.48
LX254409	ING 4.27 09 May 2029 1442DAY TD	9 May 2029	28 May 2025		28 May 2026	3	4.2700		Annual	5,000,000.00	5,000,000.00	5,000,000.00	5,001,754.80	1,754.79
LX248087	ING 1.02 20 Aug 2029 FRN	20 Aug 2029	20 Aug 2024	20 May 2025	20 Aug 2025	11	4.8143		Quarterly	10,000,000.00	10,000,000.00	10,095,400.00	10,077,000.00	14,508.85
LC230779	RABO 5.03 09 Jan 2030 1827DAY TD	9 Jan 2030	8 Jan 2025		8 Jan 2026	143	5.0300		Annual	5,000,000.00	5,000,000.00	5,000,000.00	5,098,532.90	98,532.88
LC242496	NPBS 1.25 21 Jan 2030 FRN	21 Jan 2030	21 Jan 2025	22 Apr 2025	21 Jul 2025	39	5.2022		Quarterly	20,000,000.00	20,000,000.00	10,156,300.00	20,074,800.00	111,170.30
LC234196	RABO 5.15 13 Feb 2030 1826DAY TD	13 Feb 2030	13 Feb 2025		13 Feb 2026	107	5.1500		Annual	5,000,000.00	5,000,000.00	5,000,000.00	5,075,486.30	75,486.30
LC242489	RABO 5 27 Feb 2030 1821DAY TD	27 Feb 2030	4 Mar 2025		27 Feb 2026	88	5.0000		Annual	5,000,000.00	5,000,000.00	5,000,000.00	5,060,273.95	60,273.97
LX251647	ING 4.37 20 Mar 2030 1771DAY TD	20 Mar 2030	14 May 2025		14 May 2026	17	4.3700		Annual	5,000,000.00	5,000,000.00	5,000,000.00	5,010,176.70	10,176.71
LX251672	Westpac 4.49 03 Apr 2030 1785DAY TD	3 Apr 2030	14 May 2025		14 May 2026	17	4.4900		Annual	5,000,000.00	5,000,000.00	5,000,000.00	5,010,456.15	10,456.16
LC247918	RABO 4.75 03 Apr 2030 1814DAY TD	3 Apr 2030	15 Apr 2025		15 Apr 2026	46	4.7500		Annual	10,000,000.00	10,000,000.00	10,000,000.00	10,059,863.00	59,863.01
LX254410	ING 4.42 08 May 2030 1806DAY TD	8 May 2030	28 May 2025		28 May 2026	3	4.4200		Annual	5,000,000.00	5,000,000.00	5,000,000.00	5,001,816.45	1,816.44
LC254411	SunBank 0.93 21 May 2030 FRN	21 May 2030	21 May 2025		21 Aug 2025	10	4.6625		Quarterly	10,000,000.00	10,000,000.00	10,061,200.00	10,048,100.00	12,773.97
										850,616,408.78	850,616,408.78		862,592,269.79	11,897,035.24

Notes:

1. Coupon Rate is the full coupon rate at the next coupon date if that next coupon exists.
2. Accrued Interest is calculated as Current Face Value x Coupon Rate (Adjusted by Franking Credit Rate) x (Days Since Prior Coupon or Issue Date / 365).
3. The accrued interest component of the Market Value does not consider the franking credit rate and is instead based upon market prices.
4. Immaterial differences in Accrued Interest and the accrued interest portion of Market Value may arise because Market Value is calculated using a rounded "price per 100" value.



5. Portfolio Valuation As At 31 May 2025

Security	Security Rating	ISIN	Face Value Original	Face Value Current	FI Cap Price/ Unit Price/ Share Price	Unit Count/ Share Count	Accrued Interest Price	Market Value	% Total Value	Running Yield	Weighted Running Yield
At Call Deposit											
AMP At Call	S&P BBB+		6,586.79	6,586.79	100.000		0.000	6,586.79	0.00%	3.80%	
CBA At Call	S&P AA-		18,339,821.99	18,339,821.99	100.000		0.000	18,339,821.99	2.13%	4.10%	
			18,346,408.78	18,346,408.78				18,346,408.78	2.13%		4.10%
Covered Floating Bond											
BOQ 1.2 09 May 2028 COVEREDFLO	Moody's Aaa	AU3FN0077798	5,000,000.00	5,000,000.00	100.852		0.302	5,057,700.00	0.59%	4.99%	
			5,000,000.00	5,000,000.00				5,057,700.00	0.59%		4.99%
Fixed Rate Bond											
BOQ 4.7 27 Jan 2027 Fixed	S&P A-	AU3CB0296168	5,000,000.00	5,000,000.00	100.885		1.610	5,124,750.00	0.59%	4.75%	
JUDO 6.4 26 Sep 2025 Fixed	S&P BBB	AU3CB0292480	8,630,000.00	8,630,000.00	100.268		1.148	8,752,200.80	1.01%	6.36%	
NTTC 1.4 15 Dec 2026 - Issued 26 August 2021 - CCC Fixed	Moody's Aa3		5,000,000.00	5,000,000.00	100.000		0.641	5,032,050.00	0.58%	1.40%	
NSWTC 3 15 Nov 2028 Fixed	Moody's Aaa	AU3SG0001878	15,000,000.00	15,000,000.00	98.141		0.130	14,740,650.00	1.71%	3.06%	
UBS Aust 1.2 30 Jul 2025 Fixed	Moody's Aa2	AU3CB0273407	4,000,000.00	4,000,000.00	99.516		0.401	3,996,680.00	0.46%	1.17%	
			37,630,000.00	37,630,000.00				37,646,330.80	4.36%		3.62%
Floating Rate Deposit											
BOCSYD 0.84 26 May 2028 1094DAY FRD	Moody's A1		5,000,000.00	5,000,000.00	100.000		0.037	5,001,861.65	0.58%	4.53%	
BOQ 0.58 08 Jul 2026 1826DAY FRD	S&P A-		5,000,000.00	5,000,000.00	100.000		0.674	5,033,701.45	0.58%	4.64%	
BOQ 0.58 22 Jul 2026 1826DAY FRD	S&P A-		3,000,000.00	3,000,000.00	100.000		0.484	3,014,527.86	0.35%	4.53%	
			13,000,000.00	13,000,000.00				13,050,090.96	1.51%		4.57%
Floating Rate Note											
AMP 1.27 13 Sep 2027 FRN	S&P BBB+	AU3FN0091674	24,000,000.00	24,000,000.00	100.096		1.166	24,302,880.00	2.82%	5.36%	
Auswide 1.3 10 Jun 2025 FRN	Moody's Baa2	AU3FN0069555	5,000,000.00	5,000,000.00	100.022		1.215	5,061,850.00	0.59%	5.41%	
Auswide 1.5 07 Nov 2025 FRN	Moody's Baa2	AU3FN0073037	9,750,000.00	9,750,000.00	100.323		0.350	9,815,617.50	1.14%	5.33%	
Auswide 1.5 17 Mar 2026 FRN	Moody's Baa2	AU3FN0076352	4,500,000.00	4,500,000.00	100.456		1.154	4,572,450.00	0.53%	5.61%	
Auswide 1.6 22 Mar 2027 FRN	Moody's Baa2	AU3FN0086104	2,750,000.00	2,750,000.00	100.659		1.065	2,797,410.00	0.32%	5.66%	
BAL 1.55 22 Feb 2027 FRN	S&P BBB+	AU3FN0075461	9,250,000.00	9,250,000.00	100.560		0.130	9,313,825.00	1.08%	5.25%	
BAL 1.7 21 Feb 2028 FRN	S&P BBB+	AU3FN0085031	10,000,000.00	10,000,000.00	100.927		0.149	10,107,600.00	1.17%	5.38%	
BOQ 0.63 06 May 2026 FRN	S&P A-	AU3FN0060406	5,000,000.00	5,000,000.00	100.071		0.307	5,018,900.00	0.58%	4.46%	
BOQ 0.8 27 Oct 2026 FRN	S&P A-	AU3FN0063764	22,000,000.00	22,000,000.00	100.238		0.425	22,145,860.00	2.57%	4.69%	
BOQ 1.28 30 Apr 2029 FRN	S&P A-	AU3FN0087201	8,490,000.00	8,490,000.00	101.016		0.438	8,613,444.60	1.00%	5.13%	
BENAU 0.52 02 Dec 2025 FRN	S&P A-	AU3FN0057634	35,500,000.00	35,500,000.00	100.011		1.130	35,905,055.00	4.16%	4.62%	
BENAU 0.65 18 Jun 2026 FRN	S&P A-	AU3FN0061081	15,300,000.00	15,300,000.00	100.105		0.966	15,463,863.00	1.79%	4.74%	
CBA 0.7 14 Jan 2027 FRN	S&P AA-	AU3FN0065579	6,500,000.00	6,500,000.00	100.385		0.611	6,564,740.00	0.76%	4.75%	



Investment Report Pack
Central Coast Council
1 May 2025 to 31 May 2025

Security	Security Rating	ISIN	Face Value Original	Face Value Current	Fl Cap Price/ Unit Price/ Share Price	Unit Count/ Share Count	Accrued Interest Price	Market Value	% Total Value	Running Yield	Weighted Running Yield
CUA 1.58 01 Dec 2025 FRN	Moody's Baa1	AU3FN0073961	3,500,000.00	3,500,000.00	100.483		1.389	3,565,520.00	0.41%	5.70%	
CUA 0.68 22 Apr 2026 FRN	Moody's Baa1	AU3FN0059721	11,000,000.00	11,000,000.00	100.026		0.495	11,057,310.00	1.28%	4.63%	
CUA 1.6 23 Oct 2026 FRN	Moody's Baa1	AU3FN0084299	2,500,000.00	2,500,000.00	101.130		0.576	2,542,650.00	0.29%	5.52%	
CUA 1.65 09 Feb 2027 FRN	Moody's Baa1	AU3FN0074787	12,500,000.00	12,500,000.00	101.348		0.329	12,709,625.00	1.47%	5.40%	
CUA 1.03 01 Nov 2027 FRN	Moody's Baa1	AU3FN0093076	5,000,000.00	5,000,000.00	100.225		0.404	5,031,450.00	0.58%	4.89%	
CACU 1.7 21 Sep 2026 FRN	S&P BBB-	AU3FN0081287	9,000,000.00	9,000,000.00	100.017		1.130	9,103,230.00	1.06%	5.81%	
ING 1.02 20 Aug 2029 FRN	S&P A	AU3FN0090288	10,000,000.00	10,000,000.00	100.625		0.145	10,077,000.00	1.17%	4.81%	
RACB 1.5 24 Feb 2026 FRN	Moody's Baa1	AU3FN0075453	6,500,000.00	6,500,000.00	100.492		0.071	6,536,595.00	0.76%	5.21%	
MYS 0.65 16 Jun 2025 FRN	Moody's Baa2	AU3FN0061024	9,500,000.00	9,500,000.00	100.011		0.979	9,594,050.00	1.11%	4.76%	
MYS 1.3 13 Oct 2025 FRN	Moody's Baa2	AU3FN0072369	10,000,000.00	10,000,000.00	100.255		0.689	10,094,400.00	1.17%	5.35%	
NAB 0.41 24 Aug 2026 FRN	S&P AA-	AU3FN0062659	7,000,000.00	7,000,000.00	99.995		0.056	7,003,570.00	0.81%	4.11%	
NPBS 0.63 04 Mar 2026 FRN	S&P BBB+	AU3FN0058699	1,000,000.00	1,000,000.00	99.876		1.144	1,010,200.00	0.12%	4.73%	
NPBS 1 10 Feb 2027 FRN	S&P BBB+	AU3FN0066221	13,100,000.00	13,100,000.00	100.026		0.250	13,136,156.00	1.52%	4.84%	
NPBS 1.25 21 Jan 2030 FRN	S&P BBB+	AU3FN0094827	20,000,000.00	20,000,000.00	99.818		0.556	20,074,800.00	2.33%	5.16%	
PCU 1.55 17 Nov 2026 FRN	S&P BBB+	AU3FN0083028	5,000,000.00	5,000,000.00	100.763		0.176	5,046,950.00	0.59%	5.36%	
PCU 1.15 08 Nov 2027 FRN	S&P BBB+	AU3FN0093423	2,000,000.00	2,000,000.00	100.058		0.313	2,007,420.00	0.23%	4.96%	
Qld Police 1.75 06 Dec 2025 FRN	S&P BBB-	AU3FN0073979	10,000,000.00	10,000,000.00	100.588		1.383	10,197,100.00	1.18%	5.87%	
Qld Police 1.7 16 Jun 2026 FRN	S&P BBB-	AU3FN0078895	4,500,000.00	4,500,000.00	101.038		1.195	4,600,485.00	0.53%	5.81%	
Qld Police 1.65 18 Sep 2026 FRN	S&P BBB-	AU3FN0081295	9,500,000.00	9,500,000.00	101.160		1.168	9,721,160.00	1.13%	5.76%	
Qld Police 1.65 01 Dec 2026 FRN	S&P BBB-	AU3FN0083549	10,000,000.00	10,000,000.00	101.265		1.406	10,267,100.00	1.19%	5.77%	
SunBank 0.45 24 Feb 2026 FRN	S&P AA-	AU3FN0058343	5,000,000.00	5,000,000.00	99.995		0.057	5,002,600.00	0.58%	4.15%	
SunBank 0.48 15 Sep 2026 FRN	S&P AA-	AU3FN0062964	12,900,000.00	12,900,000.00	99.899		0.944	13,008,747.00	1.51%	4.60%	
SunBank 0.78 25 Jan 2027 FRN	S&P AA-	AU3FN0065694	13,000,000.00	13,000,000.00	100.385		0.423	13,105,040.00	1.52%	4.68%	
SunBank 0.93 21 May 2030 FRN	S&P AA-	AU3FN0098711	10,000,000.00	10,000,000.00	100.353		0.128	10,048,100.00	1.16%	4.64%	
TMB 1.5 28 Oct 2025 FRN	Moody's Baa1	AU3FN0072740	2,000,000.00	2,000,000.00	100.403		0.488	2,017,820.00	0.23%	5.36%	
TMB 0.68 16 Jun 2026 FRN	Moody's Baa1	AU3FN0061016	1,700,000.00	1,700,000.00	99.992		0.985	1,716,609.00	0.20%	4.87%	
TMB 1.3 21 Jun 2027 FRN	Moody's Baa1	AU3FN0089132	10,000,000.00	10,000,000.00	100.884		1.052	10,193,600.00	1.18%	5.39%	
UBS Aust 0.87 30 Jul 2025 FRN	S&P A+	AU3FN0055307	10,000,000.00	10,000,000.00	100.075		0.403	10,047,800.00	1.16%	4.66%	
UBS Aust 0.5 26 Feb 2026 FRN	Moody's Aa2	AU3FN0058608	18,800,000.00	18,800,000.00	100.031		0.058	18,816,732.00	2.18%	4.21%	
UBS Aust 1.55 12 May 2028 FRN	S&P A+	AU3FN0077970	7,600,000.00	7,600,000.00	102.082		0.279	7,779,436.00	0.90%	5.29%	
Westpac 0.7 25 Jan 2027 FRN	S&P AA-	AU3FN0065702	16,000,000.00	16,000,000.00	100.369		0.416	16,125,600.00	1.87%	4.60%	
			426,640,000.00	426,640,000.00				430,922,350.10	49.96%		4.99%
Term Deposit											
AMP 5.1 16 Jul 2025 189DAY TD	Moody's ST P-2		5,000,000.00	5,000,000.00	100.000		1.998	5,099,904.10	0.59%	5.10%	
AMP 5.05 01 Oct 2025 266DAY TD	Moody's ST P-2		5,000,000.00	5,000,000.00	100.000		1.978	5,098,924.65	0.59%	5.05%	
AMB 4.85 03 Feb 2027 734DAY TD	Moody's Baa1		5,000,000.00	5,000,000.00	100.000		1.608	5,080,390.40	0.59%	4.85%	



Investment Report Pack
Central Coast Council
1 May 2025 to 31 May 2025

Security	Security Rating	ISIN	Face Value Original	Face Value Current	FI Cap Price/ Unit Price/ Share Price	Unit Count/ Share Count	Accrued Interest Price	Market Value	% Total Value	Running Yield	Weighted Running Yield
AMB 4.85 10 Feb 2027 741DAY TD	Moody's Baa1		5,000,000.00	5,000,000.00	100.000		1.608	5,080,390.40	0.59%	4.85%	
Auswide 5 08 Oct 2025 273DAY TD	Moody's ST P-2		5,000,000.00	5,000,000.00	100.000		1.959	5,097,945.20	0.59%	5.00%	
Auswide 5.1 11 Dec 2025 364DAY TD	Moody's ST P-2		5,000,000.00	5,000,000.00	100.000		2.375	5,118,767.10	0.59%	5.10%	
BOCSYD 4.62 29 Oct 2025 197DAY TD	Moody's ST P-1		5,000,000.00	5,000,000.00	100.000		0.582	5,029,112.35	0.58%	4.62%	
BOCSYD 4.77 18 Feb 2026 370DAY TD	Moody's ST P-1		5,000,000.00	5,000,000.00	100.000		1.398	5,069,916.45	0.59%	4.77%	
BOCSYD 4.77 25 Feb 2026 377DAY TD	Moody's ST P-1		5,000,000.00	5,000,000.00	100.000		1.398	5,069,916.45	0.59%	4.77%	
BOQ 1.53 16 Jun 2025 1826DAY TD	S&P ST A2		10,000,000.00	10,000,000.00	100.000		1.463	10,146,293.20	1.18%	1.53%	
BOQ 5.15 19 Jun 2025 189DAY TD	S&P ST A2		7,500,000.00	7,500,000.00	100.000		2.399	7,679,897.25	0.89%	5.15%	
BOQ 5.11 10 Jul 2025 210DAY TD	S&P ST A2		7,500,000.00	7,500,000.00	100.000		2.380	7,678,500.00	0.89%	5.11%	
BOQ 4.68 22 Oct 2025 190DAY TD	S&P ST A2		5,000,000.00	5,000,000.00	100.000		0.590	5,029,490.40	0.58%	4.68%	
BVIC 5.25 19 Nov 2025 538DAY TD	S&P ST A2		5,000,000.00	5,000,000.00	100.000		5.264	5,263,219.20	0.61%	5.25%	
BENAU 4.55 15 Oct 2025 183DAY TD	S&P ST A2		5,000,000.00	5,000,000.00	100.000		0.573	5,028,671.25	0.58%	4.55%	
BENAU 4.25 01 Dec 2025 187DAY TD	S&P ST A2		5,000,000.00	5,000,000.00	100.000		0.035	5,001,746.60	0.58%	4.25%	
BBA 5.15 13 Aug 2025 279DAY TD	S&P ST A2		5,000,000.00	5,000,000.00	100.000		2.892	5,144,623.30	0.60%	5.15%	
BBA 5.15 27 Aug 2025 293DAY TD	S&P ST A2		5,000,000.00	5,000,000.00	100.000		2.892	5,144,623.30	0.60%	5.15%	
CUA 5.16 17 Jul 2025 217DAY TD	S&P ST A2		5,000,000.00	5,000,000.00	100.000		2.403	5,120,164.40	0.59%	5.16%	
CUA 5.16 24 Jul 2025 224DAY TD	S&P ST A2		5,000,000.00	5,000,000.00	100.000		2.403	5,120,164.40	0.59%	5.16%	
DFB 5.09 03 Sep 2025 279DAY TD	S&P ST A2		5,000,000.00	5,000,000.00	100.000		2.566	5,128,295.90	0.59%	5.09%	
DFB 5 14 Jan 2026 371DAY TD	S&P ST A2		5,000,000.00	5,000,000.00	100.000		1.959	5,097,945.20	0.59%	5.00%	
G&C MB 5.35 16 Jul 2025 398DAY TD	S&P ST A2		5,000,000.00	5,000,000.00	100.000		5.159	5,257,972.60	0.61%	5.35%	
G&C MB 5.35 20 Aug 2025 433DAY TD	S&P ST A2		5,000,000.00	5,000,000.00	100.000		5.159	5,257,972.60	0.61%	5.35%	
G&C MB 5.35 17 Sep 2025 461DAY TD	S&P ST A2		5,000,000.00	5,000,000.00	100.000		5.159	5,257,972.60	0.61%	5.35%	
G&C MB 4.7 10 Mar 2027 736DAY TD	S&P BBB+		5,000,000.00	5,000,000.00	100.000		1.133	5,056,657.55	0.59%	4.70%	
G&C MB 4.8 08 Mar 2028 1100DAY TD	S&P BBB+		5,000,000.00	5,000,000.00	100.000		1.157	5,057,863.00	0.59%	4.80%	
CACU 5.4 04 Jun 2025 356DAY TD	S&P ST A2		5,000,000.00	5,000,000.00	100.000		5.208	5,260,383.55	0.61%	5.40%	
ING 4.95 10 Sep 2025 364DAY TD	S&P ST A1		5,000,000.00	5,000,000.00	100.000		3.553	5,177,657.55	0.60%	4.95%	
ING 5.03 08 Oct 2025 356DAY TD	S&P ST A1		5,000,000.00	5,000,000.00	100.000		3.114	5,155,723.30	0.60%	5.03%	
ING 5.03 22 Oct 2025 370DAY TD	S&P ST A1		5,000,000.00	5,000,000.00	100.000		3.114	5,155,723.30	0.60%	5.03%	
ING 5.1 12 Nov 2025 370DAY TD	S&P ST A1		5,000,000.00	5,000,000.00	100.000		2.864	5,143,219.20	0.60%	5.10%	
ING 5.1 26 Nov 2025 384DAY TD	S&P ST A1		5,000,000.00	5,000,000.00	100.000		2.864	5,143,219.20	0.60%	5.10%	
ING 5.1 19 Dec 2025 407DAY TD	S&P ST A1		5,000,000.00	5,000,000.00	100.000		2.864	5,143,219.20	0.60%	5.10%	
ING 5.1 19 Dec 2025 386DAY TD	S&P ST A1		5,000,000.00	5,000,000.00	100.000		2.576	5,128,800.00	0.59%	5.11%	
ING 5.1 24 Dec 2025 391DAY TD	S&P ST A1		5,000,000.00	5,000,000.00	100.000		2.576	5,128,800.00	0.59%	5.11%	
ING 5.1 07 Jan 2026 426DAY TD	S&P ST A1		5,000,000.00	5,000,000.00	100.000		2.864	5,143,219.20	0.60%	5.10%	
ING 4.27 09 May 2029 1442DAY TD	S&P A		5,000,000.00	5,000,000.00	100.000		0.035	5,001,754.80	0.58%	4.27%	
ING 4.37 20 Mar 2030 1771DAY TD	S&P A		5,000,000.00	5,000,000.00	100.000		0.204	5,010,176.70	0.58%	4.37%	



Investment Report Pack
Central Coast Council
1 May 2025 to 31 May 2025

Security	Security Rating	ISIN	Face Value Original	Face Value Current	FI Cap Price/ Unit Price/ Share Price	Unit Count/ Share Count	Accrued Interest Price	Market Value	% Total Value	Running Yield	Weighted Running Yield
ING 4.42 08 May 2030 1806DAY TD	S&P A		5,000,000.00	5,000,000.00	100.000		0.036	5,001,816.45	0.58%	4.42%	
MMB 4.75 15 Mar 2028 1107DAY TD	S&P BBB		5,000,000.00	5,000,000.00	100.000		1.145	5,057,260.25	0.59%	4.75%	
MMB 4.75 22 Mar 2028 1114DAY TD	S&P BBB		5,000,000.00	5,000,000.00	100.000		1.145	5,057,260.25	0.59%	4.75%	
NAB 5.2 02 Jul 2025 335DAY TD	S&P ST A1+		5,000,000.00	5,000,000.00	100.000		4.317	5,215,835.60	0.60%	5.20%	
NAB 5.2 23 Jul 2025 356DAY TD	S&P ST A1+		5,000,000.00	5,000,000.00	100.000		4.317	5,215,835.60	0.60%	5.20%	
P&NB 5.35 25 Jun 2025 376DAY TD	S&P ST A2		5,000,000.00	5,000,000.00	100.000		5.145	5,257,239.75	0.61%	5.35%	
RABO 5 16 Jun 2025 278DAY TD	S&P ST A1		5,000,000.00	5,000,000.00	100.000		3.589	5,179,452.05	0.60%	5.00%	
RABO 5.32 09 Jul 2025 378DAY TD	S&P ST A1		5,000,000.00	5,000,000.00	100.000		4.941	5,247,052.05	0.61%	5.32%	
RABO 5 15 Jul 2025 307DAY TD	S&P ST A1		5,000,000.00	5,000,000.00	100.000		3.589	5,179,452.05	0.60%	5.00%	
RABO 5.32 06 Aug 2025 406DAY TD	S&P ST A1		5,000,000.00	5,000,000.00	100.000		4.941	5,247,052.05	0.61%	5.32%	
RABO 5.1 28 Jan 2026 426DAY TD	S&P ST A1		5,000,000.00	5,000,000.00	100.000		2.571	5,128,547.95	0.59%	5.10%	
RABO 4.85 18 Feb 2026 525DAY TD	S&P ST A1		5,000,000.00	5,000,000.00	100.000		3.481	5,174,068.50	0.60%	4.85%	
RABO 5.1 20 May 2026 538DAY TD	S&P ST A1		5,000,000.00	5,000,000.00	100.000		2.571	5,128,547.95	0.59%	5.10%	
RABO 4.78 05 Aug 2026 538DAY TD	S&P A+		5,000,000.00	5,000,000.00	100.000		1.401	5,070,063.00	0.59%	4.78%	
RABO 4.73 19 Aug 2026 552DAY TD	S&P A+		5,000,000.00	5,000,000.00	100.000		1.387	5,069,330.15	0.59%	4.73%	
RABO 5.04 14 Feb 2029 1462DAY TD	S&P A+		5,000,000.00	5,000,000.00	100.000		1.477	5,073,873.95	0.59%	5.04%	
RABO 4.87 07 Mar 2029 1464DAY TD	S&P A+		5,000,000.00	5,000,000.00	100.000		1.174	5,058,706.85	0.59%	4.87%	
RABO 4.55 18 Apr 2029 1464DAY TD	S&P A+		10,000,000.00	10,000,000.00	100.000		0.536	10,053,602.70	1.17%	4.55%	
RABO 5.03 09 Jan 2030 1827DAY TD	S&P A+		5,000,000.00	5,000,000.00	100.000		1.971	5,098,532.90	0.59%	5.03%	
RABO 5.15 13 Feb 2030 1826DAY TD	S&P A+		5,000,000.00	5,000,000.00	100.000		1.510	5,075,486.30	0.59%	5.15%	
RABO 5 27 Feb 2030 1821DAY TD	S&P A+		5,000,000.00	5,000,000.00	100.000		1.205	5,060,273.95	0.59%	5.00%	
RABO 4.75 03 Apr 2030 1814DAY TD	S&P A+		10,000,000.00	10,000,000.00	100.000		0.599	10,059,863.00	1.17%	4.75%	
Westpac 4.3 11 Feb 2026 273DAY TD	S&P ST A1+		5,000,000.00	5,000,000.00	100.000		0.200	5,010,013.70	0.58%	4.30%	
Westpac 4.38 27 May 2026 378DAY TD	S&P ST A1+		5,000,000.00	5,000,000.00	100.000		0.204	5,010,200.00	0.58%	4.38%	
Westpac 4.38 01 Jun 2026 383DAY TD	S&P AA-		5,000,000.00	5,000,000.00	100.000		0.204	5,010,200.00	0.58%	4.38%	
Westpac 4.35 18 Apr 2029 1435DAY TD	S&P AA-		5,000,000.00	5,000,000.00	100.000		0.203	5,010,130.15	0.58%	4.35%	
Westpac 4.49 03 Apr 2030 1785DAY TD	S&P AA-		5,000,000.00	5,000,000.00	100.000		0.209	5,010,456.15	0.58%	4.49%	
			350,000,000.00	350,000,000.00				357,569,389.15	41.45%		4.82%
Total Portfolio			850,616,408.78	850,616,408.78				862,592,269.79	100.00%		4.84%



6. Portfolio Valuation By Categories As At 31 May 2025

Short Term Issuer/Security Rating Group	Market Value	% Total Value
A2	123,290,716.55	14.29%
A1	97,772,698.80	11.33%
A1+	20,451,884.90	2.37%
Portfolio Total	241,515,300.25	28.00%

Market Value by Security Rating Group (Short Term)



Long Term Issuer/Security Rating Group	Market Value	% Total Value
BBB+ to BBB-	265,344,471.94	30.76%
A+ to A-	203,859,680.31	23.63%
AA+ to AA-	132,074,467.29	15.31%
AAA	19,798,350.00	2.30%
Portfolio Total	621,076,969.54	72.00%

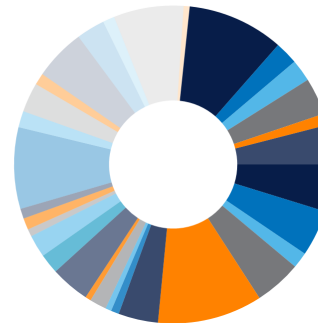
Market Value by Security Rating Group (Long Term)





Issuer	Market Value	% Total Value
AMP Bank Ltd	34,508,295.54	4.00%
Australian Military Bank Limited	10,160,780.80	1.18%
Auswide Bank Limited	32,464,039.80	3.76%
Bank Australia Limited	19,421,425.00	2.25%
Bank of China Limited, Sydney Branch	20,170,806.90	2.34%
Bank of Queensland Ltd	84,543,064.76	9.80%
BankVic	5,263,219.20	0.61%
Bendigo & Adelaide Bank Ltd	61,399,335.85	7.12%
Beyond Bank Australia Ltd	10,289,246.60	1.19%
Commonwealth Bank of Australia Ltd	24,904,561.99	2.89%
Credit Union Australia Ltd t/as Great Southern Bank	45,146,883.80	5.23%
Defence Bank Ltd	10,226,241.10	1.19%
G&C Mutual Bank Limited t/as Unity Bank & Reliance Bank	25,888,438.35	3.00%
Illawarra Credit Union Ltd	14,363,613.55	1.67%
ING Bank Australia Limited	71,410,328.90	8.28%
Judo Bank	8,752,200.80	1.01%
Maitland Mutual Ltd t/as The Mutual Bank	10,114,520.50	1.17%
Members Banking Group Limited t/as RACQ Bank	6,536,595.00	0.76%
MyState Bank Ltd	19,688,450.00	2.28%
National Australia Bank Ltd	17,435,241.20	2.02%
Newcastle Greater Mutual Group Ltd	34,221,156.00	3.97%
Northern Territory Treasury Corporation	5,032,050.00	0.58%
NSW Treasury Corporation	14,740,650.00	1.71%
P&N Bank Ltd	5,257,239.75	0.61%
Police Bank Ltd	7,054,370.00	0.82%
QPCU LTD t/a QBANK	34,785,845.00	4.03%
Rabobank Australia Ltd	91,903,905.40	10.65%
Suncorp Bank (Norfina Ltd) - Subsidiary of ANZ	41,164,487.00	4.77%
Teachers Mutual Bank Ltd	13,928,029.00	1.61%
UBS Australia Ltd	40,640,648.00	4.71%
Westpac Banking Corporation Ltd	41,176,600.00	4.77%
Portfolio Total	862,592,269.79	100.00%

Market Value by Issuer

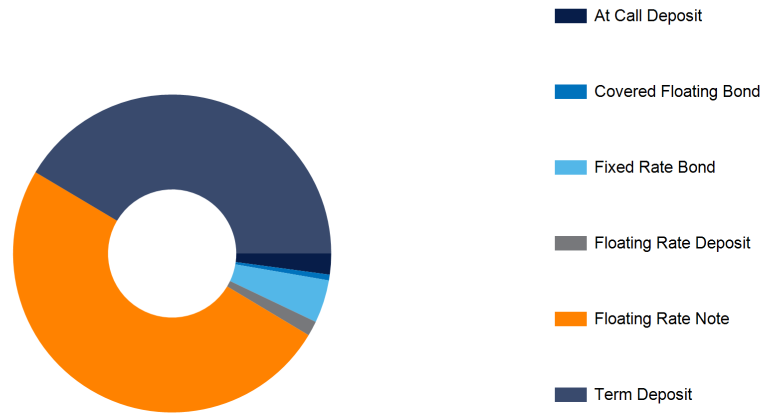


- AMP Bank Ltd
- Australian Military Bank Limited
- Auswide Bank Limited
- Bank Australia Limited
- Bank of China Limited, Sydney Branch
- Bank of Queensland Ltd
- BankVic
- Bendigo & Adelaide Bank Ltd
- Beyond Bank Australia Ltd
- Commonwealth Bank of Australia Ltd
- Credit Union Australia Ltd t/as Great Southern Bank
- Defence Bank Ltd
- G&C Mutual Bank Limited t/as Unity Bank & Reliance Bank
- Illawarra Credit Union Ltd
- ING Bank Australia Limited
- Judo Bank
- Maitland Mutual Ltd t/as The Mutual Bank
- Members Banking Group Limited t/as RACQ Bank
- MyState Bank Ltd
- National Australia Bank Ltd
- Newcastle Greater Mutual Group Ltd
- Northern Territory Treasury Corporation
- NSW Treasury Corporation
- P&N Bank Ltd
- Police Bank Ltd
- QPCU LTD t/a QBANK
- Rabobank Australia Ltd
- Suncorp Bank (Norfina Ltd) - Subsidiary of ANZ
- Teachers Mutual Bank Ltd
- UBS Australia Ltd
- Westpac Banking Corporation Ltd



Security Type	Market Value	% Total Value
At Call Deposit	18,346,408.78	2.13%
Covered Floating Bond	5,057,700.00	0.59%
Fixed Rate Bond	37,646,330.80	4.36%
Floating Rate Deposit	13,050,090.96	1.51%
Floating Rate Note	430,922,350.10	49.96%
Term Deposit	357,569,389.15	41.45%
Portfolio Total	862,592,269.79	100.00%

Market Value by Security Type





Term Remaining	Market Value	% Total Value
0 to < 1 Year	420,924,589.33	48.80%
1 to < 3 Years	307,599,011.96	35.66%
3 to < 5 Years	134,068,668.50	15.54%
Portfolio Total	862,592,269.79	100.00%

Note: Term Remaining is calculated using a weighted average life date (WAL) where appropriate and available otherwise the interim (initial) maturity date is used.

Market Value by Term Remaining





7. Performance Statistics For Period Ending 31 May 2025

Trading Book		1 Month	3 Month	12 Month	Since Inception
Central Coast Council					
	Portfolio Return (1)	0.50%	1.21%	5.36%	2.76%
	Performance Index (2)	0.34%	1.05%	4.42%	2.44%
	Excess Performance (3)	0.16%	0.16%	0.94%	0.32%

Notes

- 1 Portfolio performance is the rate of return of the portfolio over the specified period
- 2 The Performance Index is the Bloomberg AusBond Bank Bill Index (Bloomberg Page BAUBIL)
- 3 Excess performance is the rate of return of the portfolio in excess of the Performance Index

Trading Book	Weighted Average Running Yield
Central Coast Council	4.84



9. Realised Gains (Losses) - Fixed Interest Dealing For 1 May 2025 to 31 May 2025

No realised gains or losses from fixed interest dealing to report for entered period.



9b. Realised Gains (Losses) - Share Dealing For 1 May 2025 to 31 May 2025

No realised gains or losses from share dealing to report for entered period.



10. Realised Gains (Losses) - Principal Repayments For 1 May 2025 to 31 May 2025

No realised gains or losses from principal repayments to report for entered period.

Total Realised Gains (Losses)

Fixed Interest Dealing	Principal Repayments	Total	Notes (1) The Acquisition Gross Price includes any accrued interest included in the purchase price.
		0.00	



11. Unrealised FI Capital Gains (Losses) As At 31 May 2025

Security	Acquisition Deal	Acquisition Date	Acquisition Yield/ Interest Rate	Acquisition Face Value Original	Balance Face Value Original	Bond Factor Current	Balance Face Value Current	Acquisition Capital Price	Acquisition Capital Consideration	Current Capital Price	CCP For Discount Securities	Current Capital Consideration	Current Capital Consideration Adjusted	Unrealised Capital Gain (Loss)
AMP 1.27 13 Sep 2027 FRN														
	LC218004	11 Sep 2024	1.20000	5,000,000.00	5,000,000.00	1.00000000	5,000,000.00	100.194	5,009,700.00	100.096000	100.096000	5,004,800.00	5,004,800.00	(4,900.00)
	LC225667	28 Nov 2024	1.060000	10,000,000.00	10,000,000.00	1.00000000	10,000,000.00	100.543	10,054,300.00	100.096000	100.096000	10,009,600.00	10,009,600.00	(44,700.00)
	LC229257	12 Dec 2024	1.060000	9,000,000.00	9,000,000.00	1.00000000	9,000,000.00	100.534	9,048,060.00	100.096000	100.096000	9,008,640.00	9,008,640.00	(39,420.00)
					24,000,000.00		24,000,000.00	100.467	24,112,060.00			24,023,040.00	24,023,040.00	(89,020.00)
Auswide 1.3 10 Jun 2025 FRN														
	LC145373	6 Jun 2022	1.300000	5,000,000.00	5,000,000.00	1.00000000	5,000,000.00	100.000	5,000,000.00	100.022000	100.022000	5,001,100.00	5,001,100.00	1,100.00
					5,000,000.00		5,000,000.00	100.000	5,000,000.00			5,001,100.00	5,001,100.00	1,100.00
Auswide 1.5 07 Nov 2025 FRN														
	LC156239	27 Oct 2022	1.500000	7,250,000.00	7,250,000.00	1.00000000	7,250,000.00	100.000	7,250,000.00	100.323000	100.323000	7,273,417.50	7,273,417.50	23,417.50
	LC188385	7 Dec 2023	1.400000	2,500,000.00	2,500,000.00	1.00000000	2,500,000.00	100.184	2,504,600.00	100.323000	100.323000	2,508,075.00	2,508,075.00	3,475.00
					9,750,000.00		9,750,000.00	100.047	9,754,600.00			9,781,492.50	9,781,492.50	26,892.50
Auswide 1.5 17 Mar 2026 FRN														
	LC164300	9 Mar 2023	1.500000	4,500,000.00	4,500,000.00	1.00000000	4,500,000.00	100.000	4,500,000.00	100.456000	100.456000	4,520,520.00	4,520,520.00	20,520.00
					4,500,000.00		4,500,000.00	100.000	4,500,000.00			4,520,520.00	4,520,520.00	20,520.00
Auswide 1.6 22 Mar 2027 FRN														
	LC229251	12 Dec 2024	1.110000	2,750,000.00	2,750,000.00	1.00000000	2,750,000.00	101.049	2,778,847.50	100.659000	100.659000	2,768,122.50	2,768,122.50	(10,725.00)
					2,750,000.00		2,750,000.00	101.049	2,778,847.50			2,768,122.50	2,768,122.50	(10,725.00)
BAL 1.55 22 Feb 2027 FRN														
	LC164137	8 Mar 2023	1.400000	5,000,000.00	5,000,000.00	1.00000000	5,000,000.00	100.512	5,025,600.00	100.560000	100.560000	5,028,000.00	5,028,000.00	2,400.00
	LC169102	31 May 2023	1.330000	4,250,000.00	4,250,000.00	1.00000000	4,250,000.00	100.729	4,280,982.50	100.560000	100.560000	4,273,800.00	4,273,800.00	(7,182.50)
					9,250,000.00		9,250,000.00	100.612	9,306,582.50			9,301,800.00	9,301,800.00	(4,782.50)
BAL 1.7 21 Feb 2028 FRN														
	LC207926	30 May 2024	1.420000	10,000,000.00	10,000,000.00	1.00000000	10,000,000.00	100.932	10,093,200.00	100.927000	100.927000	10,092,700.00	10,092,700.00	(500.00)
					10,000,000.00		10,000,000.00	100.932	10,093,200.00			10,092,700.00	10,092,700.00	(500.00)
BENAU 0.52 02 Dec 2026 FRN														
	LC100679	22 Jan 2021	0.430000	10,000,000.00	10,000,000.00	1.00000000	10,000,000.00	100.427	10,042,700.00	100.011000	100.011000	10,001,100.00	10,001,100.00	(41,600.00)
	LC103542	9 Mar 2021	0.470000	10,000,000.00	10,000,000.00	1.00000000	10,000,000.00	100.229	10,022,900.00	100.011000	100.011000	10,001,100.00	10,001,100.00	(21,800.00)
	LC104738	1 Apr 2021	0.480000	10,000,000.00	10,000,000.00	1.00000000	10,000,000.00	100.183	10,018,300.00	100.011000	100.011000	10,001,100.00	10,001,100.00	(17,200.00)
	LC112607	16 Sep 2021	0.460000	1,000,000.00	1,000,000.00	1.00000000	1,000,000.00	100.246	1,002,460.00	100.011000	100.011000	1,000,110.00	1,000,110.00	(2,350.00)
	LC112609	16 Sep 2021	0.460000	4,500,000.00	4,500,000.00	1.00000000	4,500,000.00	100.246	4,511,070.00	100.011000	100.011000	4,500,495.00	4,500,495.00	(10,575.00)
					35,500,000.00		35,500,000.00	100.274	35,597,430.00			35,503,905.00	35,503,905.00	(93,525.00)



Investment Report Pack
Central Coast Council
1 May 2025 to 31 May 2025

Security	Acquisition Deal	Acquisition Date	Acquisition Yield/ Interest Rate	Acquisition Face Value Original	Balance Face Value Original	Bond Factor Current	Balance Face Value Current	Acquisition Capital Price	Acquisition Capital Consideration	Current Capital Price	CCP For Discount Securities	Current Capital Consideration	Current Capital Adjusted	Unrealised Capital Gain (Loss)
BENAU 0.65 18 Jun 2026 FRN														
	LC108717	30 Jun 2021	0.580000	10,000,000.00	10,000,000.00	1.00000000	10,000,000.00	100.334	10,033,400.00	100.105000	100.105000	10,010,500.00	10,010,500.00	(22,900.00)
	LC109084	7 Jul 2021	0.570000	2,300,000.00	2,300,000.00	1.00000000	2,300,000.00	100.382	2,308,786.00	100.105000	100.105000	2,302,415.00	2,302,415.00	(6,371.00)
	LC109586	21 Jul 2021	0.530000	3,000,000.00	3,000,000.00	1.00000000	3,000,000.00	100.573	3,017,190.00	100.105000	100.105000	3,003,150.00	3,003,150.00	(14,040.00)
					15,300,000.00		15,300,000.00	100.388	15,359,376.00			15,316,065.00	15,316,065.00	(43,311.00)
BOQ 0.63 06 May 2026 FRN														
	LC109088	7 Jul 2021	0.540000	5,000,000.00	5,000,000.00	1.00000000	5,000,000.00	100.422	5,021,100.00	100.071000	100.071000	5,003,550.00	5,003,550.00	(17,550.00)
					5,000,000.00		5,000,000.00	100.422	5,021,100.00			5,003,550.00	5,003,550.00	(17,550.00)
BOQ 0.8 27 Oct 2026 FRN														
	LC115705	25 Nov 2021	0.770000	7,000,000.00	7,000,000.00	1.00000000	7,000,000.00	100.142	7,009,940.00	100.238000	100.238000	7,016,660.00	7,016,660.00	6,720.00
	LC116445	15 Dec 2021	0.740000	15,000,000.00	15,000,000.00	1.00000000	15,000,000.00	100.278	15,041,700.00	100.238000	100.238000	15,035,700.00	15,035,700.00	(6,000.00)
					22,000,000.00		22,000,000.00	100.235	22,051,640.00			22,052,360.00	22,052,360.00	720.00
BOQ 1.2 09 May 2028 COVERDFLO														
	LC167397	4 May 2023	1.100000	5,000,000.00	5,000,000.00	1.00000000	5,000,000.00	100.445	5,022,250.00	100.852000	100.852000	5,042,600.00	5,042,600.00	20,350.00
					5,000,000.00		5,000,000.00	100.445	5,022,250.00			5,042,600.00	5,042,600.00	20,350.00
BOQ 1.28 30 Apr 2029 FRN														
	LC247923	15 Apr 2025	1.129300	8,490,000.00	8,490,000.00	1.00000000	8,490,000.00	100.554	8,537,034.60	101.016000	101.016000	8,576,258.40	8,576,258.40	39,223.80
					8,490,000.00		8,490,000.00	100.554	8,537,034.60			8,576,258.40	8,576,258.40	39,223.80
BOQ 4.7 27 Jan 2027 Fixed														
	LC209063	13 Jun 2024	5.130000	5,000,000.00	5,000,000.00	1.00000000	5,000,000.00	98.956	4,947,800.00	100.885000	100.885000	5,044,250.00	5,044,250.00	96,450.00
					5,000,000.00		5,000,000.00	98.956	4,947,800.00			5,044,250.00	5,044,250.00	96,450.00
CACU 1.7 21 Sep 2026 FRN														
	LC180163	7 Sep 2023	1.700000	9,000,000.00	9,000,000.00	1.00000000	9,000,000.00	100.000	9,000,000.00	100.017000	100.017000	9,001,530.00	9,001,530.00	1,530.00
					9,000,000.00		9,000,000.00	100.000	9,000,000.00			9,001,530.00	9,001,530.00	1,530.00
CBA 0.7 14 Jan 2027 FRN														
	LC116992	12 Jan 2022	0.700000	6,500,000.00	6,500,000.00	1.00000000	6,500,000.00	100.000	6,500,000.00	100.385000	100.385000	6,525,025.00	6,525,025.00	25,025.00
					6,500,000.00		6,500,000.00	100.000	6,500,000.00			6,525,025.00	6,525,025.00	25,025.00
CUA 0.68 22 Apr 2026 FRN														
	LC105450	13 Apr 2021	0.680000	11,000,000.00	11,000,000.00	1.00000000	11,000,000.00	100.000	11,000,000.00	100.026000	100.026000	11,002,860.00	11,002,860.00	2,860.00
					11,000,000.00		11,000,000.00	100.000	11,000,000.00			11,002,860.00	11,002,860.00	2,860.00
CUA 1.03 01 Nov 2027 FRN														
	LC234197	13 Feb 2025	0.860000	5,000,000.00	5,000,000.00	1.00000000	5,000,000.00	100.430	5,021,500.00	100.225000	100.225000	5,011,250.00	5,011,250.00	(10,250.00)
					5,000,000.00		5,000,000.00	100.430	5,021,500.00			5,011,250.00	5,011,250.00	(10,250.00)



Investment Report Pack
Central Coast Council
1 May 2025 to 31 May 2025

Security	Acquisition Deal	Acquisition Date	Acquisition Yield/ Interest Rate	Acquisition Face Value Original	Balance Face Value Original	Bond Factor Current	Balance Face Value Current	Acquisition Capital Price	Acquisition Capital Consideration	Current Capital Price	CCP For Discount Securities	Current Capital Consideration	Current Capital Consideration Adjusted	Unrealised Capital Gain (Loss)
CUA 1.58 01 Dec 2025 FRN	LC157929	25 Nov 2022	1.580000	3,500,000.00	3,500,000.00	1.00000000	3,500,000.00	100.000	3,500,000.00	100.483000	100.483000	3,516,905.00	3,516,905.00	16,905.00
					3,500,000.00		3,500,000.00	100.000	3,500,000.00			3,516,905.00	3,516,905.00	16,905.00
CUA 1.6 23 Oct 2026 FRN	LC190930	17 Jan 2024	1.490000	2,500,000.00	2,500,000.00	1.00000000	2,500,000.00	100.279	2,506,975.00	101.130000	101.130000	2,528,250.00	2,528,250.00	21,275.00
					2,500,000.00		2,500,000.00	100.279	2,506,975.00			2,528,250.00	2,528,250.00	21,275.00
CUA 1.65 09 Feb 2027 FRN	LC179275	4 Sep 2023	1.300000	5,000,000.00	5,000,000.00	1.00000000	5,000,000.00	101.100	5,055,000.00	101.348000	101.348000	5,067,400.00	5,067,400.00	12,400.00
	LC181165	27 Sep 2023	1.280000	7,500,000.00	7,500,000.00	1.00000000	7,500,000.00	101.140	7,585,500.00	101.348000	101.348000	7,601,100.00	7,601,100.00	15,600.00
					12,500,000.00		12,500,000.00	101.124	12,640,500.00			12,668,500.00	12,668,500.00	28,000.00
ING 1.02 20 Aug 2029 FRN	LX248087	17 Apr 2025	0.980000	10,000,000.00	10,000,000.00	1.00000000	10,000,000.00	100.161	10,016,100.00	100.625000	100.625000	10,062,500.00	10,062,500.00	46,400.00
					10,000,000.00		10,000,000.00	100.161	10,016,100.00			10,062,500.00	10,062,500.00	46,400.00
JUDO 6.4 26 Sep 2025 Fixed	LC165395	28 Mar 2023	6.000000	5,000,000.00	5,000,000.00	1.00000000	5,000,000.00	100.911	5,045,550.00	100.268000	100.268000	5,013,400.00	5,013,400.00	(32,150.00)
	LC190925	17 Jan 2024	6.350000	3,630,000.00	3,630,000.00	1.00000000	3,630,000.00	100.067	3,632,432.10	100.268000	100.268000	3,639,728.40	3,639,728.40	7,296.30
					8,630,000.00		8,630,000.00	100.556	8,677,982.10			8,653,128.40	8,653,128.40	(24,853.70)
MYS 0.65 16 Jun 2025 FRN	LC107738	7 Jun 2021	0.650000	9,500,000.00	9,500,000.00	1.00000000	9,500,000.00	100.000	9,500,000.00	100.011000	100.011000	9,501,045.00	9,501,045.00	1,045.00
					9,500,000.00		9,500,000.00	100.000	9,500,000.00			9,501,045.00	9,501,045.00	1,045.00
MYS 1.3 13 Oct 2025 FRN	LC155063	6 Oct 2022	1.300000	10,000,000.00	10,000,000.00	1.00000000	10,000,000.00	100.000	10,000,000.00	100.255000	100.255000	10,025,500.00	10,025,500.00	25,500.00
					10,000,000.00		10,000,000.00	100.000	10,000,000.00			10,025,500.00	10,025,500.00	25,500.00
NAB 0.41 24 Aug 2026 FRN	LC112610	16 Sep 2021	0.380000	7,000,000.00	7,000,000.00	1.00000000	7,000,000.00	100.143	7,010,010.00	99.995000	99.995000	6,999,650.00	6,999,650.00	(10,360.00)
					7,000,000.00		7,000,000.00	100.143	7,010,010.00			6,999,650.00	6,999,650.00	(10,360.00)
NPBS 0.63 04 Mar 2026 FRN	LC103141	2 Mar 2021	0.580000	1,000,000.00	1,000,000.00	1.00000000	1,000,000.00	100.242	1,002,420.00	99.876000	99.876000	998,760.00	998,760.00	(3,660.00)
					1,000,000.00		1,000,000.00	100.242	1,002,420.00			998,760.00	998,760.00	(3,660.00)
NPBS 1 10 Feb 2027 FRN	LC137829	30 Mar 2022	1.050000	3,100,000.00	3,100,000.00	1.00000000	3,100,000.00	99.781	3,093,211.00	100.026000	100.026000	3,100,806.00	3,100,806.00	7,595.00
	LX190938	17 Jan 2024	1.400300	10,000,000.00	10,000,000.00	1.00000000	10,000,000.00	98.879	9,887,900.00	100.026000	100.026000	10,002,600.00	10,002,600.00	114,700.00
					13,100,000.00		13,100,000.00	99.092	12,981,111.00			13,103,406.00	13,103,406.00	122,295.00



Investment Report Pack
Central Coast Council
1 May 2025 to 31 May 2025

Security	Acquisition Deal	Acquisition Date	Acquisition Yield/ Interest Rate	Acquisition Face Value Original	Balance Face Value Original	Bond Factor Current	Balance Face Value Current	Acquisition Capital Price	Acquisition Capital Consideration	Current Capital Price	CCP For Discount Securities	Current Capital Consideration	Current Capital Adjusted	Unrealised Capital Gain (Loss)
NPBS 1.25 21 Jan 2030 FRN														
	LC232798	30 Jan 2025	1.130000	5,000,000.00	5,000,000.00	1.00000000	5,000,000.00	100.540	5,027,000.00	99.818000	99.818000	4,990,900.00	4,990,900.00	(36,100.00)
	LC234195	13 Feb 2025	1.080000	5,000,000.00	5,000,000.00	1.00000000	5,000,000.00	100.757	5,037,850.00	99.818000	99.818000	4,990,900.00	4,990,900.00	(46,950.00)
	LC242496	4 Mar 2025	1.050000	10,000,000.00	10,000,000.00	1.00000000	10,000,000.00	100.890	10,089,000.00	99.818000	99.818000	9,981,800.00	9,981,800.00	(107,200.00)
					20,000,000.00		20,000,000.00	100.769	20,153,850.00			19,963,600.00	19,963,600.00	(190,250.00)
NSWTC 3 15 Nov 2028 Fixed														
	LC142120	15 Nov 2018	3.235000	15,000,000.00	15,000,000.00	1.00000000	15,000,000.00	98.006	14,700,900.00	98.141000	98.141000	14,721,150.00	14,721,150.00	20,250.00
					15,000,000.00		15,000,000.00	98.006	14,700,900.00			14,721,150.00	14,721,150.00	20,250.00
NTTC 1.4 15 Dec 2026 - Issued 26 August 2021 - CCC Fixed														
	LC111486	26 Aug 2021	1.400000	5,000,000.00	5,000,000.00	1.00000000	5,000,000.00	100.000	5,000,000.00	100.000000	100.000000	5,000,000.00	5,000,000.00	0.00
					5,000,000.00		5,000,000.00	100.000	5,000,000.00			5,000,000.00	5,000,000.00	0.00
PCU 1.15 08 Nov 2027 FRN														
	LC229250	12 Dec 2024	1.060200	2,000,000.00	2,000,000.00	1.00000000	2,000,000.00	100.241	2,004,820.00	100.058000	100.058000	2,001,160.00	2,001,160.00	(3,660.00)
					2,000,000.00		2,000,000.00	100.241	2,004,820.00			2,001,160.00	2,001,160.00	(3,660.00)
PCU 1.55 17 Nov 2026 FRN														
	LX185851	14 Nov 2023	1.550000	5,000,000.00	5,000,000.00	1.00000000	5,000,000.00	100.000	5,000,000.00	100.763000	100.763000	5,038,150.00	5,038,150.00	38,150.00
					5,000,000.00		5,000,000.00	100.000	5,000,000.00			5,038,150.00	5,038,150.00	38,150.00
Qld Police 1.65 01 Dec 2026 FRN														
	LC187340	27 Nov 2023	1.650000	10,000,000.00	10,000,000.00	1.00000000	10,000,000.00	100.000	10,000,000.00	101.265000	101.265000	10,126,500.00	10,126,500.00	126,500.00
					10,000,000.00		10,000,000.00	100.000	10,000,000.00			10,126,500.00	10,126,500.00	126,500.00
Qld Police 1.65 18 Sep 2026 FRN														
	LC180295	12 Sep 2023	1.650000	9,500,000.00	9,500,000.00	1.00000000	9,500,000.00	100.000	9,500,000.00	101.160000	101.160000	9,610,200.00	9,610,200.00	110,200.00
					9,500,000.00		9,500,000.00	100.000	9,500,000.00			9,610,200.00	9,610,200.00	110,200.00
Qld Police 1.7 16 Jun 2026 FRN														
	LC169762	8 Jun 2023	1.700000	4,500,000.00	4,500,000.00	1.00000000	4,500,000.00	100.000	4,500,000.00	101.038000	101.038000	4,546,710.00	4,546,710.00	46,710.00
					4,500,000.00		4,500,000.00	100.000	4,500,000.00			4,546,710.00	4,546,710.00	46,710.00
Qld Police 1.75 06 Dec 2025 FRN														
	LC157906	23 Nov 2022	1.750000	10,000,000.00	10,000,000.00	1.00000000	10,000,000.00	100.000	10,000,000.00	100.588000	100.588000	10,058,800.00	10,058,800.00	58,800.00
					10,000,000.00		10,000,000.00	100.000	10,000,000.00			10,058,800.00	10,058,800.00	58,800.00
RACB 1.5 24 Feb 2026 FRN														
	LC169099	31 May 2023	1.500000	3,750,000.00	3,750,000.00	1.00000000	3,750,000.00	99.988	3,749,550.00	100.492000	100.492000	3,768,450.00	3,768,450.00	18,900.00
	LC188379	7 Dec 2023	1.480000	2,750,000.00	2,750,000.00	1.00000000	2,750,000.00	100.048	2,751,320.00	100.492000	100.492000	2,763,530.00	2,763,530.00	12,210.00
					6,500,000.00		6,500,000.00	100.013	6,500,870.00			6,531,980.00	6,531,980.00	31,110.00



Investment Report Pack
Central Coast Council
1 May 2025 to 31 May 2025

Security	Acquisition Deal	Acquisition Date	Acquisition Yield/ Interest Rate	Acquisition Face Value Original	Balance Face Value Original	Bond Factor Current	Balance Face Value Current	Acquisition Capital Price	Acquisition Capital Consideration	Current Capital Price	CCP For Discount Securities	Current Capital Consideration	Current Capital Consideration Adjusted	Unrealised Capital Gain (Loss)
SunBank 0.45 24 Feb 2026 FRN														
	LC112608	16 Sep 2021	0.410000	5,000,000.00	5,000,000.00	1.00000000	5,000,000.00	100.173	5,008,650.00	99.995000	99.995000	4,999,750.00	4,999,750.00	(8,900.00)
					5,000,000.00		5,000,000.00	100.173	5,008,650.00			4,999,750.00	4,999,750.00	(8,900.00)
SunBank 0.48 15 Sep 2026 FRN														
	LC112472	9 Sep 2021	0.406300	2,900,000.00	2,900,000.00	1.00000000	2,900,000.00	100.340	2,909,860.00	99.899000	99.899000	2,897,071.00	2,897,071.00	(12,789.00)
	LC113804	13 Oct 2021	0.510000	10,000,000.00	10,000,000.00	1.00000000	10,000,000.00	99.858	9,985,800.00	99.899000	99.899000	9,989,900.00	9,989,900.00	4,100.00
					12,900,000.00		12,900,000.00	99.966	12,895,660.00			12,886,971.00	12,886,971.00	(8,689.00)
SunBank 0.78 25 Jan 2027 FRN														
	LC117127	18 Jan 2022	0.780000	13,000,000.00	13,000,000.00	1.00000000	13,000,000.00	100.000	13,000,000.00	100.385000	100.385000	13,050,050.00	13,050,050.00	50,050.00
					13,000,000.00		13,000,000.00	100.000	13,000,000.00			13,050,050.00	13,050,050.00	50,050.00
SunBank 0.93 21 May 2030 FRN														
	LC254411	28 May 2025	0.820000	10,000,000.00	10,000,000.00	1.00000000	10,000,000.00	100.497	10,049,700.00	100.353000	100.353000	10,035,300.00	10,035,300.00	(14,400.00)
					10,000,000.00		10,000,000.00	100.497	10,049,700.00			10,035,300.00	10,035,300.00	(14,400.00)
TMB 0.68 16 Jun 2026 FRN														
	LC137828	30 Mar 2022	1.079900	1,700,000.00	1,700,000.00	1.00000000	1,700,000.00	98.445	1,673,565.00	99.992000	99.992000	1,699,864.00	1,699,864.00	26,299.00
					1,700,000.00		1,700,000.00	98.445	1,673,565.00			1,699,864.00	1,699,864.00	26,299.00
TMB 1.3 21 Jun 2027 FRN														
	LC213714	1 Aug 2024	1.140000	10,000,000.00	10,000,000.00	1.00000000	10,000,000.00	100.430	10,043,000.00	100.884000	100.884000	10,088,400.00	10,088,400.00	45,400.00
					10,000,000.00		10,000,000.00	100.430	10,043,000.00			10,088,400.00	10,088,400.00	45,400.00
TMB 1.5 28 Oct 2025 FRN														
	LC181158	27 Sep 2023	1.170000	2,000,000.00	2,000,000.00	1.00000000	2,000,000.00	100.661	2,013,220.00	100.403000	100.403000	2,008,060.00	2,008,060.00	(5,160.00)
					2,000,000.00		2,000,000.00	100.661	2,013,220.00			2,008,060.00	2,008,060.00	(5,160.00)
UBS Aust 0.5 26 Feb 2026 FRN														
	LC103200	2 Mar 2021	0.480000	6,800,000.00	6,800,000.00	1.00000000	6,800,000.00	100.098	6,806,664.00	100.031000	100.031000	6,802,108.00	6,802,108.00	(4,556.00)
	LC103543	9 Mar 2021	0.480000	12,000,000.00	12,000,000.00	1.00000000	12,000,000.00	100.096	12,011,520.00	100.031000	100.031000	12,003,720.00	12,003,720.00	(7,800.00)
					18,800,000.00		18,800,000.00	100.097	18,818,184.00			18,805,828.00	18,805,828.00	(12,356.00)
UBS Aust 0.87 30 Jul 2025 FRN														
	LC100676	22 Jan 2021	0.403100	5,000,000.00	5,000,000.00	1.00000000	5,000,000.00	102.081	5,104,050.00	100.075000	100.075000	5,003,750.00	5,003,750.00	(100,300.00)
	LC104737	1 Apr 2021	0.510000	5,000,000.00	5,000,000.00	1.00000000	5,000,000.00	101.511	5,075,550.00	100.075000	100.075000	5,003,750.00	5,003,750.00	(71,800.00)
					10,000,000.00		10,000,000.00	101.796	10,179,600.00			10,007,500.00	10,007,500.00	(172,100.00)
UBS Aust 1.2 30 Jul 2025 Fixed														
	LC100329	12 Jan 2021	0.650000	4,000,000.00	4,000,000.00	1.00000000	4,000,000.00	102.458	4,098,320.00	99.516000	99.516000	3,980,640.00	3,980,640.00	(117,680.00)
					4,000,000.00		4,000,000.00	102.458	4,098,320.00			3,980,640.00	3,980,640.00	(117,680.00)



Investment Report Pack
Central Coast Council
1 May 2025 to 31 May 2025

Security	Acquisition Deal	Acquisition Date	Acquisition Yield/ Interest Rate	Acquisition Face Value Original	Balance Face Value Original	Bond Factor Current	Balance Face Value Current	Acquisition Capital Price	Acquisition Capital Consideration	Current Capital Price	CCP For Discount Securities	Current Capital Consideration	Current Capital Consideration Adjusted	Unrealised Capital Gain (Loss)
UBS Aust 1.55 12 May 2028 FRN														
	LC169097	31 May 2023	1.400000	2,600,000.00	2,600,000.00	1.00000000	2,600,000.00	100.635	2,616,510.00	102.082000	102.082000	2,654,132.00	2,654,132.00	37,622.00
	LC179277	4 Sep 2023	1.200000	5,000,000.00	5,000,000.00	1.00000000	5,000,000.00	101.459	5,072,950.00	102.082000	102.082000	5,104,100.00	5,104,100.00	31,150.00
					7,600,000.00		7,600,000.00	101.177	7,689,460.00			7,758,232.00	7,758,232.00	68,772.00
Westpac 0.7 25 Jan 2027 FRN														
	LC117174	19 Jan 2022	0.700000	16,000,000.00	16,000,000.00	1.00000000	16,000,000.00	100.000	16,000,000.00	100.369000	100.369000	16,059,040.00	16,059,040.00	59,040.00
					16,000,000.00		16,000,000.00	100.000	16,000,000.00			16,059,040.00	16,059,040.00	59,040.00
														335,640.10

Note: The summary values for Acquisition Capital Price are the weighted average acquisition capital prices based upon the Balance Face Value Current for each security.



11b. Unrealised Unit/Share Capital Gains (Losses) As At 31 May 2025

No unrealised gains or losses (for unit trusts and shares) to report for entered period.



12. Associated Cash Statement for Settlement Period 1 May 2025 to 31 May 2025 inclusive

No associated cash transactions to report for entered period.



13. Tax Summary For 1 May 2025 to 31 May 2025

Interest Income	2,808,029.36
Realised Gains (Losses) - Fixed Interest Dealing	0.00
Realised Gains (Losses) - Principal Repayments	0.00
Total	2,808,029.36



Disclaimer:

Laminar Capital Pty Ltd ABN 33 134 784 740 (AFSL 476686), its officers, employees, agents and associates ("Associates") from time to time hold interests in securities of, or earn brokerage, fees and other benefits from, corporations or investment vehicles referred to in documents provided to clients. All information contained herein is confidential and proprietary to Laminar Capital and, accordingly, this material is not to be reproduced in whole or in part or used for any purpose except as authorised by Laminar Capital. It is to be treated as strictly confidential and not disclosed directly or indirectly to any other person, firm or entity.

Distribution of this information to anyone other than the original recipient and that party's advisers is unauthorised. Any reproduction of these materials, in whole or in part, or the divulgence of any of its contents, without the prior consent of Laminar Capital is prohibited. Any securities recommendation or comments (including an opinion) contained in this document is general advice only and does not take into account your personal objectives, financial situation or needs. Laminar Capital is not acting in a fiduciary capacity. Recommendations or statements of opinion expressed may change without notice. You should not act on a recommendation or statement of opinion without first considering the appropriateness of the general advice to your personal circumstances or consulting your investment advisor to determine whether the recommendation or statement of opinion is appropriate for your investment objectives, financial situation or needs.

Laminar Capital believes that the information contained in this document is accurate when issued. Laminar Capital does not warrant that the information contained herein is accurate, reliable, complete or up-to-date, and, to the fullest extent permitted by law, disclaims all liability of Laminar Capital and its Associates for any loss or damage suffered by any person by reason of the use by that person of, or their reliance on, any information contained in this document or any error or defect in this document, whether arising from the negligence of Laminar Capital or its Associates or otherwise. No action should be taken on the basis of or in reliance on the information, opinions or conclusions contained in this document.

Laminar Capital acts as principal when we buy and sell fixed interest securities in the secondary markets. The yield that we quote to you incorporates any margin that we may receive. The margin is the difference between the price at which we, as principal, buy the security and the price at which we sell the security to you. Laminar Capital may also receive placement fees from Issuers for distributing securities on their behalf.

This document is not, and is not intended to be, an offer or invitation for subscription or sale, or a recommendation, with respect to any securities, nor is it to form the basis of any contract or commitment. This document does not purport to identify the nature of the specific market or other risks associated with these products. Before entering into any transaction in relation to the products, the investor should ensure that it fully understands the terms of the products and the transaction, relevant risk factors, the nature and extent of the investor's risk of loss and the nature of the contractual relationship into which the investor is entering. Prior to investing in these products, an investor should determine, based on its own independent review and such professional advice as it deems appropriate, the economic risks and merits, the legal, tax accounting characteristics and risk, and the consequences of an investment in them. This is not a substantive commentary or analysis by Laminar Capital and has not been prepared as a research product or comments by a research analyst.

LAMINAR CAPITAL PTY LTD
ACN 134 784 740
WWW.LAMINARCAPITAL.COM.AU

MELBOURNE OFFICE: LEVEL 5 RIALTO NORTH, 525 COLLINS STREET, MELBOURNE, VIC 3000 T 61 3 9001 6990 F 61 3 9001 6933
SYDNEY OFFICE: LEVEL 18 ANGEL PLACE, 123 PITT STREET, SYDNEY NSW, 2000 T 61 2 8094 1230
BRISBANE OFFICE: LEVEL 15 CENTRAL PLAZA 1, 345 QUEEN STREET, BRISBANE QLD, 4000 T 61 7 3123 5370

Report Code: TEPACK020EXT-01.87
Report Description: Investment Report Pack
Parameters:
Trading Entity: Central Coast Council
Trading Book: Central Coast Council
Settlement Date Base
History Start Date: 1 Jan 2000
Income Expense Status: Authorised
FI Deal Status: Contract
Exclude Cash
Exclude Unallocated Cash
Exclude Negative Unit Holdings

Due notice is given of this matter in accordance with Council's Code of Meeting Practice.

The report and its relevant attachments will be provided prior to the Ordinary Meeting of 23 June 2025.

Central Coast Council
Investments Management Policy

Date Adopted: XX/XX/20XX
Revision: 1



DRAFT




Table of Contents

1. Policy Objectives.....	3
2. Policy Scope.....	3
3. Policy Statement.....	3
4. Investments Management.....	3
Table 1: Maximum Portfolio Weighting Per Rating Category.....	5
Table 2: Counter Party Risk.....	5
Table 3: Term to Maturity.....	6
5. Responsibilities.....	7 6
7. Policy Definitions.....	8
8. Policy Administration.....	10
9. Policy Authorisations.....	11
10. Policy History.....	11

1. Policy Objectives

- 1.1. The objective of this Policy is:
- 1.1.1. To provide an effective, accountable, and transparent framework for decision making, with respect to investing surplus funds held by Council in accordance with the *Local Government Act 1993 (the Act)*, *Local Government (General) Regulation 2021 (the Regulation)*, and the NSW Local Government Minister's Orders dated 12 January 2011 (**Investments Order**).
 - 1.1.2. To maximise investment returns while maintaining the security of investments and preserving capital through the prudent management of risk.
 - 1.1.3. To ensure there is sufficient liquidity to meet all reasonably anticipated cashflow requirements as and when they fall due.

Formatted: No Spacing, Paragraph, Left, Indent: Left: 0.75 cm, Space After: 0 pt, Line spacing: single

2. Policy Scope

- 2.1. This Policy applies to all employees who actively manage, or supervise employees who actively manage, Council's cash and investments portfolio.

3. Policy Statement

- 3.1. This Policy establishes an effective, accountable, and transparent framework for decision making with respect to managing Council's cash and related Investment Portfolio.
- 3.2. Investing activities must be conducted in a manner that is financially prudent, ensuring the preservation of capital, liquidity and returns.

4. Investments Management

- 4.1. Investments are to be placed in a manner that seeks to ensure security and the safeguarding of the investment portfolio. This includes managing credit and interest rate risk within identified thresholds and parameters.
- 4.2. **Approach to investing surplus funds:**
- 4.2.1. A strategic approach will be taken when investing funds surplus to immediate requirements, considering short and long term cashflow requirements as identified in Council's Long Term Financial Plan.
 - 4.2.2. Each investment in the portfolio will be evaluated and monitored against a performance benchmark appropriate to the risk and time period of the investment concerned.

4.2.3. All investments under consideration will be assessed to ensure delivery of a level of return appropriate with their risk profile and are competitive with an appropriate peer group of alternative investment options.

4.2.4. The eligibility of an investment is determined by the prevailing Ministerial Investments Order as updated from time to time.

4.3. Risk Management Criteria

Detailed decisions on the purchase and sale of cash investment assets will be mindful of the following risk categories:

Risk	Mitigants
Risk of Capital Loss	Diligent product research, diversification and an intention to hold assets to maturity.
Liquidity risk	Cash flow forecasting, allocation of investment funds to time horizons, maintenance of a "liquidity reserve" through conservative assumptions in cash flow forecasting.
Market timing risk ("not getting a good price on the day")	Stagger investment dates, maintain spread of maturity dates.
Credit risk	Credit risk guidelines imposing required credit rating targets for the portfolio.
Concentration risk ("all eggs in one basket")	Concentration risk guidelines imposing maximum exposure for Individual institutions.
Product risk	Undertake rigorous product research.
Interest Rate (duration) risk	Invest in products within policy with staggered maturity dates to mitigate exposure to interest rate fluctuations.
Income risk	Conservative approach to investment income budgeting.
Reinvestment/Rollover risk	The risk that income will not meet expectations or budgeted requirements because interest rates are lower than expected in future.
Regulatory risk	Portfolio actively managed to comply with legislation, regulations and policy.
Fraud risk	Documented investment procedures and manage portfolio in compliance with policy.
Safe keeping/Clear title risk	Documented investment procedures.

4.4. Credit Management Criteria

- 4.4.1. All new investments must comply with the risk criteria at the time of placement.
- 4.4.2. Prior to investing with a new institution, a diligent review of the credit worthiness of that institution will be undertaken. The Chief Executive Officer or his/her delegate must form their own opinion of the risk attached to an institution and not solely rely on published credit ratings.
- 4.4.3. Standard & Poor's (or equivalent Moody's and Fitch) ratings attributed to each individual institution will be used to determine maximum holdings. If an investment is rated by more than one rating agencies, Council shall use the lower of the ratings.
- 4.4.4. The maximum available limits in each rating category are as follows:

Table 1: Maximum Portfolio Weighting Per Rating Category

Long Term Credit Ratings	Maximum Portfolio Weighting
AAA Category	100%
AA Category or Major Bank [^]	100%
A Category	70%
BBB Category	45%
Unrated	0%

4.5. Concentration Risk (Counterparty/Institution Credit Framework):

Exposure to individual counterparties/financial institutions will be restricted by their rating as per the APRA standard above, so that single entity exposure is limited, as detailed in the table below:

Table 2: Counter Party Risk

Individual Institution Limits	
Long Term Credit Ratings	Maximum Exposure
AAA Category*	100%
AA Category*	30%
A Category	10%
BBB Category	5%
Unrated Category	0%

4.6. Product, Interest Rate and Income Risk/Term to Maturity Framework:

- 4.6.1. The investment portfolio is to be invested with a conservative approach to income budgeting within the following term to maturity constraints, subject to rigorous product research.
- 4.6.2. To ensure Council has available funds to meet its short-term and long-term operational and capital cash commitments, liquidity targets as set in Table 3 are to be maintained.

Table 3: Term to Maturity

Description	Maximum Exposure
Portfolio allocation:	
Portfolio % < 1Year	100%
Portfolio % > 1 Year < 3 Years	70%
Portfolio % >3 Years < 5 Years	40%
Portfolio % > 5 Years	5%
Maturity of financial institution securities:	
ADI issues rated A or above	5+ years
ADI issues rated BBB to A	5 years
ADI issues BBB- (Term Deposits only)	1 years

4.7. Regulatory, Fraud and Safekeeping/Clear Title Risk

- 4.7.1. The regulatory framework for investments is embedded within this policy.
- 4.7.2. Risk of fraud is mitigated by documented investment procedures, separation of responsibilities for investment decision making and transaction settlement, with only one account for payment of redemption proceeds, including the use of licensed custodians or third-party registries where applicable.
- 4.7.3. Council uses the following benchmarks to measure investment performance, in relation to both current month and 12-month rolling returns against its return/income objectives:
- Bloomberg AusBond Bank Bill Index
 - 30-day Bank Bill Rate
- 4.7.4. All investments to be in Australian dollars and held in the name of Council.

5. Responsibilities

Compliance, monitoring and review

- 5.1. Pursuant to section 223 of the Act, the elected Council is responsible for ensuring Council is, as far as possible, financially sustainable. Therefore, it is the responsibility of the elected Council to ensure this policy is designed to achieve that.
- 5.2. Pursuant to section 335 of the Act, the Chief Executive Officer is responsible to conduct the day-to-day management of Council in accordance with the strategic plans, programs, strategies, and policies adopted by the elected Council. Therefore, the Chief Executive Officer is responsible for implementing the elected Council's decisions in accordance with investments as outlined in this Policy.
- 5.3. The Responsible Accounting Officer is responsible for reporting and reviewing of investments.
- 5.4. The Chief Financial Officer is responsible for compliance with this Policy and its review at least once a year or as required in the event of legislative changes. This Policy may also be changed as a result of other amendments that are to the advantage of Council and in the spirit of this Policy. Any amendments to this Policy must be by way of Council resolution.

Reporting

- 5.5. Documentary evidence must be held for each investment and details thereof maintained in an Investment Register. The documentary evidence must provide Council legal title to the investment.
- 5.6. Certificates must be obtained from the financial institutions confirming the amounts of investments held on Council's behalf as at 30 June each year and reconciled to the Investment Register.
- 5.7. All investments are to be appropriately recorded in Council's financial records and reconciled at least monthly.
- 5.8. A monthly report will be provided to the elected Council. The report will detail the investment portfolio in terms of performance, percentage exposure of total portfolio, maturity date and investment interest earned for the year.

Records management

- 5.9. Staff must maintain all records relevant to administering this policy in accordance with Council's [Information and Records Management Policy](#).

6. Policy Definitions

Act	means the <i>Local Government Act 1993</i> (NSW)
Active Secondary Market	means a market where investors purchase securities or assets from other investors, rather than from issuing companies themselves on an arm's length (independent) basis.
ADIs	means Authorised Deposit Taking Institutions A financial institution licensed by the Australian Prudential Regulatory Authority (APRA) to carry on banking business, including accepting deposits from the public. This includes banks, building societies and credit unions.
Bank Bill Swap Reference Rate (BBSW)	means an independent reference rate that is used for pricing securities. Fixed income investors use BBSW since it's the benchmark to price floating rate bonds and other securities. The BBSW is an average of the bank bill rates supplied by banks for various maturities.
Cash	Cash comprises both cheque accounts and daily call accounts with Authorised Deposit Taking Institutions (ADIs). Cash assets typically have a maturity term at the time of placement of being immediately available or available within 24 hours. Cash assets are closely linked with investments but do not constitute investments. Cash is used to meet immediate operational cash needs.
Council	means Central Coast Council.
Delegated Authority	means any function, duty or power vested in the Council by the Act, that the Council may, within the terms of the Act, delegate to a Council member, Committee of the Council, Chief Executive Officer, employee or person or class of persons approved for the purpose.
Externally Restricted Reserves	means those cash and investments where Council is bound by legislation or third-party contractual agreement that restricts the use of funds held.
Internally Restricted Reserves	means those cash and investments that Council has allocated by resolution to identified purposes.

Formatted Table

Investment	comprises term deposits and bonds with an active secondary market placed with government (including NSW T-Corp) and ADI's. Investment assets have maturities at the time of placement of 30 days or more.
Major banks	means Australian banking groups: <ul style="list-style-type: none"> • Australia and New Zealand Banking Group Limited • Commonwealth Bank of Australia • National Australia Bank Limited • Westpac Banking Corporation This includes ADI subsidiaries whether or not explicitly guaranteed, and brands (such as St George). Council may ratify an alternative definition from time to time.
Year	means from July 1 to June 30 (financial year).

DRAFT



7. Policy Administration

Business Group	Corporate Services
Responsible Officer	Chief Financial Officer
Policy Review Date	Annually.
File Number / Document Number	D16796473
Relevant Legislation (reference specific sections)	<p>This Policy supports Council's compliance with the following legislation:</p> <ul style="list-style-type: none"> ▪ <i>Local Government Act 1993</i> (NSW) ▪ <i>Local Government (General) Regulation 2021</i> (NSW) ▪ Ministerial Investment Order (12 January 2011)
Link to Community Strategic Plan	<p>Theme 4: Responsible</p> <p>Goal G: Good governance and great partnerships</p> <p>R-G3: Provide leadership that is transparent and accountable, makes decisions in the best interest of the community, ensures Council is financially sustainable and adheres to a strong audit process.</p>
Related Policies / Protocols / Procedures / Documents (reference document numbers)	<ul style="list-style-type: none"> ▪ Australian Accounting Standards ▪ Code of Conduct ▪ Delegations Register ▪ Information and Records Management Policy ▪ Investment Register ▪ Local Government Code of Accounting Practice and Financial Reporting ▪ Division of Local Government Investment Policy Guidelines 2010

Formatted: Table Paragraph, Indent: Hanging: 0.64 cm, Space Before: 6.05 pt, After: 0 pt, Line spacing: single, Bulleted + Level: 1 + Aligned at: 0.1 cm + Indent at: 0.74 cm, Don't keep with next, Don't keep lines together, Adjust space between Latin and Asian text, Adjust space between Asian text and numbers, Tab stops: 0.74 cm, Left + 0.74 cm, Left


8. Policy Authorisations

No.	Authorised Function	Authorised Business Unit / Role(s)
TBA	Management of investments	Finance

9. Policy History

Revision	Date Approved / Authority	Description Of Changes
1	TBA	New Policy adopted (separation of the previous Policy for Investment Management and Debt Management Policy)

DRAFT



Central Coast Council Borrowings Policy

Date Adopted: XX/XX/20XX
Revision: X



DRAFT



Table of Contents

1. Policy Objectives 3

2. Policy Scope 3

3. Policy Statement 3

4. Borrowings 3

5. Responsibilities..... 6

6. Policy Definitions 7

7. Policy Administration 8

9. Policy Authorisations 9

10. Policy History..... 9

DRAFT

1. Policy Objectives

- 1.1. To provide an effective, accountable, and transparent framework for decision making, with respect to undertaking borrowings, in accordance with the *Local Government Act 1993 (the Act)*, *Local Government (General) Regulation 2021 (the Regulation)*, and the 13 May 2009 (**Borrowings Order**).
- 1.2. To ensure funding of long dated assets achieves intergenerational equity, that is, that current and future ratepayers both contribute towards the assets they utilise now and in the future.

2. Policy Scope

- 2.1. This Policy applies to all employees who actively manage, or supervise employees who actively manage, Council's internal and external borrowing of funds (including the use of an overdraft facility).

3. Policy Statement

- 3.1. This Policy establishes an effective, accountable, and transparent framework for decision making with respect to managing Borrowings undertaken by Council.
- 3.2. Borrowings must be conducted in a manner that is financially prudent, ensuring that debt levels and servicing costs are manageable and sustainable.

4. Borrowings

- 4.1. Council recognises that loan borrowings for capital works are an important financing mechanism for local government. Loan borrowings provide the opportunity to bring projects forward and to ensure that the full cost of infrastructure is not borne entirely by present day ratepayers.
- 4.2. **Permissible Reasons to Borrow**
Council is only to consider borrowings:
 - 4.2.1. To accelerate capital works projects in Council's Long Term Financial Plan where bringing works forward is cost effective and results in asset management savings over the life of the asset.
 - 4.2.2. For the creation or major refurbishment of a significant infrastructure asset which is unable to be funded from Council's planned long term expenditure.
 - 4.2.3. To enable capital works funded from developer contributions, with repayments from future contributions.
 - 4.2.4. For land or other asset acquisition for strategic property holdings.

4.2.5. Council will not borrow funds for (except through an overdraft as per 4.7~~5.7~~):

4.3. Council will **not** borrow funds for (except through an overdraft as per 4.7~~5.7~~):

4.3.1. General operating costs, maintenance activities or other service provision that does not require major assets.

4.4. Internal Borrowings

When borrowing funds, Council will in the first instance, where appropriate and advantageous for Council, seek to use its own surplus cash funds.

Externally Restricted Funds

4.4.1. Internal Loans from Externally Restricted Reserves must have Ministerial Approval before the Internal Loan can be drawn, in accordance with Section 410(3) of the Local Government Act 1993.

4.4.2. Funds can be borrowed internally within the Section 7.11 Reserves only for the purpose of other Section 7.11 works. These funds cannot be used to fund works that are not part of the Section 7.11 works schedule.

4.4.3. A repayments schedule to repay internal borrowings will be drafted to ensure repayments to Externally Restricted Reserves can be funded and are made as scheduled to ensure timely replenishment of the Plan borrowed from.

Internally Restricted Funds

4.4.4. Where it is identified that Council holds Internally Restricted Reserves that are not required in the short term, those funds can be used as a replacement for an external loan borrowing where the cost of using external funds acquired through borrowings is greater than the foregone earnings on funds that are surplus to current requirements.

4.4.5. The use of Internally Restricted Reserves for a purpose that is different from its original purpose requires Council approval.

4.4.6. Under no circumstances shall funds be borrowed from Trust Accounts.

4.5. Approach to Borrowings

When considering borrowings, the following requirements will be met:

4.5.1. New borrowings are made in accordance with relevant legislation

4.5.2. Other measures such as changing the planned timing of project cash flows, internal borrowing, or seeking grants from government or other sources are considered.

4.5.3. It is determined that borrowings are the most appropriate and cost-effective way to provide the cash to enable the delivery of the project/s. Proposals for borrowings must include a detailed business case and cashflow analysis showing:

- (a) For building or purchasing infrastructure - that full funding costs can be repaid over the life of the asset
 - (b) For economic investments - that the investment in a new asset decreases existing costs or provides new revenue in excess of its funding costs (i.e., positive Net Present Value)
 - (c) The future impact on the Long-Term Financial Plan, having regard for the Council's ability to service debt and the whole of life operating costs of the project.
- 4.5.4. The annual debt service expense is affordable in the context of the annual Operational Plan and Council's Long Term Financial Plan, within current budget constraints and allows for current service levels to be maintained.
- 4.5.5. Debt Service Cover ratio is maintained as per the industry benchmark of greater than 2 times.
- 4.5.6. All borrowings must be repaid within the assessed economic life of the asset that it was used to fund.
- 4.5.7. The total of the loan borrowings is sustainable in terms of Council's ability to meet future repayments and budgetary obligations.
- 4.5.8. The risk and cost of borrowing is minimized via a structured procurement program.
- 4.5.9. The spread of debt maturities is within the set funding /refinancing risk limits.
- 4.5.10. Council will review all loans at least annually. Current and future loans will be considered as part of the ongoing review of Council's Long Term Financial Plan, to identify potential early repayment of loans, and future borrowings requirements. We will consider any actions necessary to match our evolving financial requirements and optimize debt cost. This may include:
- (a) Debt consolidation
 - (b) Change to lower cost providers
 - (c) Other changes to loan terms

4.6. Interest Rates Parameters

Council will obtain professional advice regarding determining the period for which the interest rate should be fixed. The factors that will be considered shall include:

- 4.6.1. The level of the interest rate when compared to the long term average official interest rate.
- 4.6.2. Recent movements in the official interest rate.
- 4.6.3. The term of the loan

4.7. Overdraft

- 4.7.1. Council may have an overdraft facility with its transactional Bank
- 4.7.2. An overdraft facility is only used for short term unavoidable and essential cash flow purposes. The use of the overdraft facility will normally occur when the cost of surplus funds held in interest bearing deposits, for which the transfer to cash will incur, a significant penalty and is largely not cost effective.
- 4.7.3. The use of the overdraft facility will generally be avoided through careful cash management practices to ensure sufficient funds are available to fund daily expenditure requirements.
- 4.7.4. At no time is the overdraft facility to be used as an ongoing debt facility or to fund anything except short term cash flows.

5. Responsibilities**Compliance, monitoring and review**

- 5.1. Pursuant to section 223 of the Act, the elected Council is responsible for ensuring Council is, as far as possible, financially sustainable. Therefore, it is the responsibility of the elected Council to ensure this policy is designed to achieve that.
- 5.2. Pursuant to section 335 of the Act, the Chief Executive Officer is responsible to conduct the day-to-day management of Council in accordance with the strategic plans, programs, strategies, and policies adopted by the elected Council. Therefore, the Chief Executive Officer is responsible for implementing the elected Council's decisions in accordance the borrowings management practices as outlined in this Policy.
- 5.3. The Responsible Accounting Officer is responsible for reporting and reviewing borrowings.
- 5.4. The Chief Financial Officer is responsible for compliance with this Policy and its review at least once a year or as required in the event of legislative changes. This Policy may also be changed as a result of other amendments that are to the advantage of Council and in the spirit of this Policy. Any amendments to this Policy must be by way of Council resolution

Reporting

- 5.5. Council is required to complete the Office of Local Government Borrowing Return detailing projects to be funded from any borrowings for the financial year, on an annual basis.

Records management

- 5.6. Staff must maintain all records relevant to administering this protocol in accordance with Council's [Information and Records Management Policy](#).

6. Policy Definitions

Act	means the <i>Local Government Act 1993</i> (NSW)
Borrowing	means cash received from another party in exchange for future payment of the principal, interest, and other finance charges.
Borrowing Costs	means interest and other costs that an entity incurs in connection with the borrowing of the funds
Council	means Central Coast Council
Debt Service Cover Ratio	$\frac{\text{Operating result before capital (excluding interest and depreciation/impairment/amortisation)}}{\text{Principal repayments plus borrowing costs}}$
Delegated Authority	means any function, duty or power vested in the Council by the Act, that the Council may, within the terms of the Act, delegate to a Council member, Committee of the Council, Chief Executive Officer, employee or person or class of persons approved for the purpose.
Major Banks	means Australian banking groups: <ul style="list-style-type: none"> • Australia and New Zealand Banking Group Limited • Commonwealth Bank of Australia • National Australia Bank Limited • Westpac Banking Corporation <p>This includes ADI subsidiaries whether or not explicitly guaranteed, and brands (such as St George). Council may ratify an alternative definition from time to time.</p>
Overdraft facility	means a loan that is not drawn down completely when approved but allows for a series of timed borrowings over a period up to the maximum of the facility.
Year	means from July 1 to June 30 (financial year).

7. Policy Administration

Business Group	Corporate Services
Responsible Officer	Chief Financial Officer
Policy Review Date	Four years from date of adoption
File Number / Document Number	D16796474
Relevant Legislation (reference specific sections)	<p>This Policy supports Council's compliance with the following legislation:</p> <ul style="list-style-type: none"> ▪ <i>Local Government Act 1993</i> (NSW) ▪ <i>Local Government (General) Regulation 2021</i> (NSW) ▪ Ministerial Borrowing Order (13 May 2009)
Link to Community Strategic Plan	<p>Theme 4: Responsible</p> <p>Goal G: Good governance and great partnerships</p> <p>R-G3: Provide leadership that is transparent and accountable, makes decisions in the best interest of the community, ensures Council is financially sustainable and adheres to a strong audit process.</p>
Related Policies / Protocols / Procedures / Documents (reference document numbers)	<ul style="list-style-type: none"> ▪ Australian Accounting Standards ▪ Code of Conduct ▪ Delegations Register ▪ Information and Records Management Policy ▪ Local Government Code of Accounting Practice and Financial Reporting

9. Policy Authorisations

No.	Authorised Function	Authorised Business Unit / Role(s)
TBA	Management of Investments	Finance

10. Policy History

Revision	Date Approved / Authority	Description Of Changes
1	TBA	New Policy adopted (separation of the previous Policy for Investment and Borrowings Management Policy)

